Copyright © 2024 LG Electronics. All rights reserved.

LG Electronics
http://www.lg.com
http://partner.lge.com

Distributed by

2024 | AIR CONDITIONER

Innovation for a Better life

2024

AIR CONDITIONER

LG HVAC Solution



EUROPE SALES INFRASTRUCTURE

- Europe B2B Regional Head Office
- National Sales Office
- Air Conditioning Academy
- European Distribution Center
- Europe Energy Lab
- Production Site

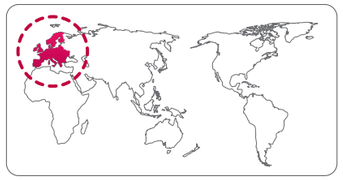

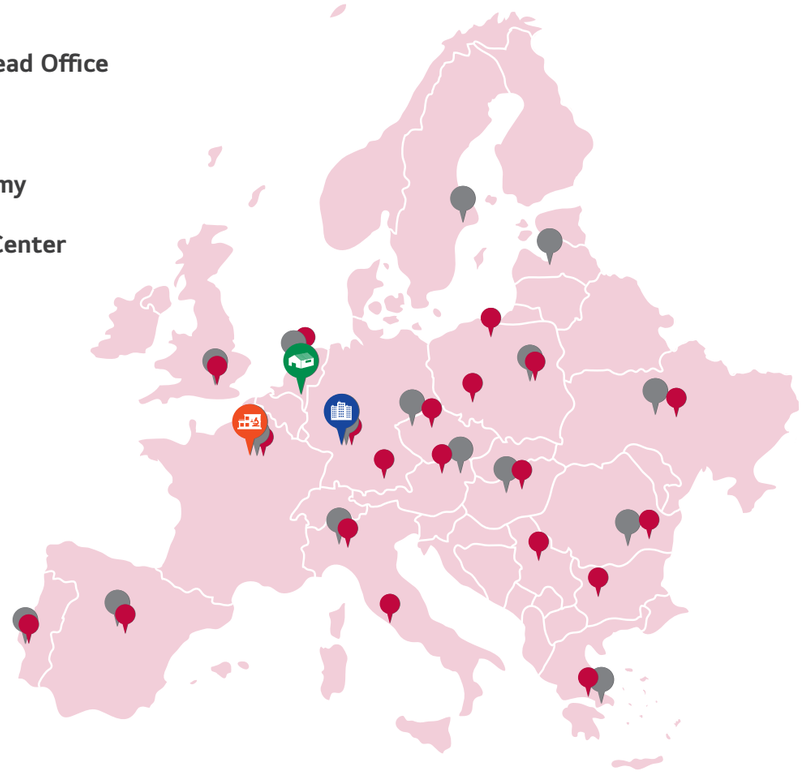

GLOBAL PRODUCTION SITE





LG Energy Labs in Europe

LG Energy Labs are driven to fulfill the commitment of meeting all the requirements regarding energy efficiency and environmental demands. Each LG Energy Lab is an innovative site dedicated to provide essential commercial and residential products in heating, ventilation and the latest energy efficient air conditioning solutions. Additionally, as a showcase, the LG Energy Lab is equipped with complete monitoring and control systems. The performance of all products are tracked and analyzed by a team of Research and Development engineers based in France, Finland and Korea, ensuring maximum efficiency and reliability during the complete products' lifecycle.



European Air Conditioning Distribution Center

LG's European Air Conditioning Distribution Center is centralised in Oosterhout, the Netherlands. Supplying and delivering products to 15 countries in Europe, this Distribution hub has contributed to quick and seamless delivery, direct shipping for smaller orders and bespoke delivery to air conditioners. The hub tries to manage inventory efficiency by complying with the LG EU's established inventory pool.

TOTAL HVAC SOLUTION PROVIDER

Since manufacturing Korea's first air conditioner exclusively designed for residential use in 1968, LG has been a pioneer of air conditioning innovation. Encouraged by LG's technological leadership in the residential air conditioning sector since the late 1990s, LG moved into the commercial air conditioning sector.
LG has established itself as an exemplary HVAC and energy solutions provider, investing in new technologies, with the addition of chiller, VRF systems and building management systems (BMS) to its comprehensive product portfolio. Alongside its wide range of innovative solutions, the LG promise is to deliver unparalleled customer service.

LG produces expert air conditioning professionals at its academic centers, of which there are nearly 80 worldwide. These academic centers provide workshops and training programs that offer excellent hands-on experience. Additionally, LG provides advanced and highly sophisticated tools for HVAC system engineers and installers, including its time saving LG Air Conditioner Technical Solution (LATS) software. LATS allows LG to support clients with draft energy estimation and energy modeling, model selection and design, lifecycle cost analysis and more to ensure a seamless process from planning to execution. LG also operates several state-of-the-art R&D facilities all across the planet.

Made Better with ThinQ™

With most people living lives that are more hectic than ever before, we see the enormous potential benefits new technologies will bring to the home. ThinQ links smart products together so that they can work in unison to make your home smarter and more connected. New levels of control and convenience simplify everyday life and free up time so that you can stay focused on what matters. Furthermore, transformative features and services with artificial intelligence will take home evolution one step further. ThinQ will provide more personalized and optimized solutions by learning your needs and preferences through its wide range of products. Get more done while doing less. ThinQ's Personalized Solution, Proactive Advice, Maximum Efficiency and Intuitive Control deliver an elevated, more intelligent lifestyle.
LG ensures its intelligent offerings, AI-powered products and services unlock new roles for homes that can play an important role for truly smart living. Think Wise. Be Free.

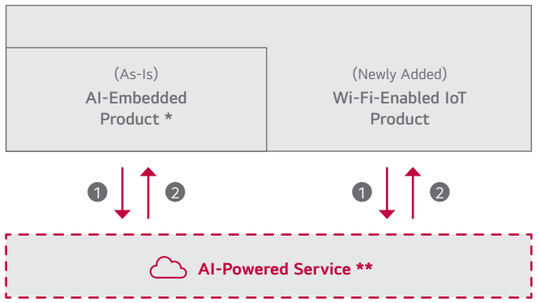

1 Understanding users via data collection
2 Providing tips & solutions through AI data analytics

* Previous ThinQ products-Requirement : evolving products with vocal/visual/product intelligence
** Examples of AI-Powered Service : -Usage guide/tips, Predictive maintenance, Auto/semi-auto setting (TBD)

ThinQ:
A Brand for Products and Services Incorporating Advanced AI Technologies

Consumer Benefits

Intuitive Control

ThinQ adds convenience to your daily life by simplifying daily tasks. The ThinQ experience is reliable, flexible and effortless from setup to control and beyond. ThinQ products can be controlled from anywhere and at any time with simple voice-commands and a tap of the innovative ThinQ smartphone application. Meaning anywhere can be your home.

Personalized Solution

ThinQ provides tailored recommendations and optimal settings, with your needs and preferences taken into account. Thanks to the power of AI, the same products can offer different experiences depending on your unique tastes and specific situations.

Maximum Efficiency

ThinQ minimizes energy consumption and can even track your energy usage and expenditure. Beyond mechanical advancements, ThinQ provides unrivaled energy efficiency by utilizing a combination of analytics, sensors and usage data.





008

008 ~ 191

RESIDENTIAL

Wall mounted **020**

Ventilation **070**

Multi split **076**

192

192 ~ 407

COMMERCIAL

Single split **194**

Chiller **344**



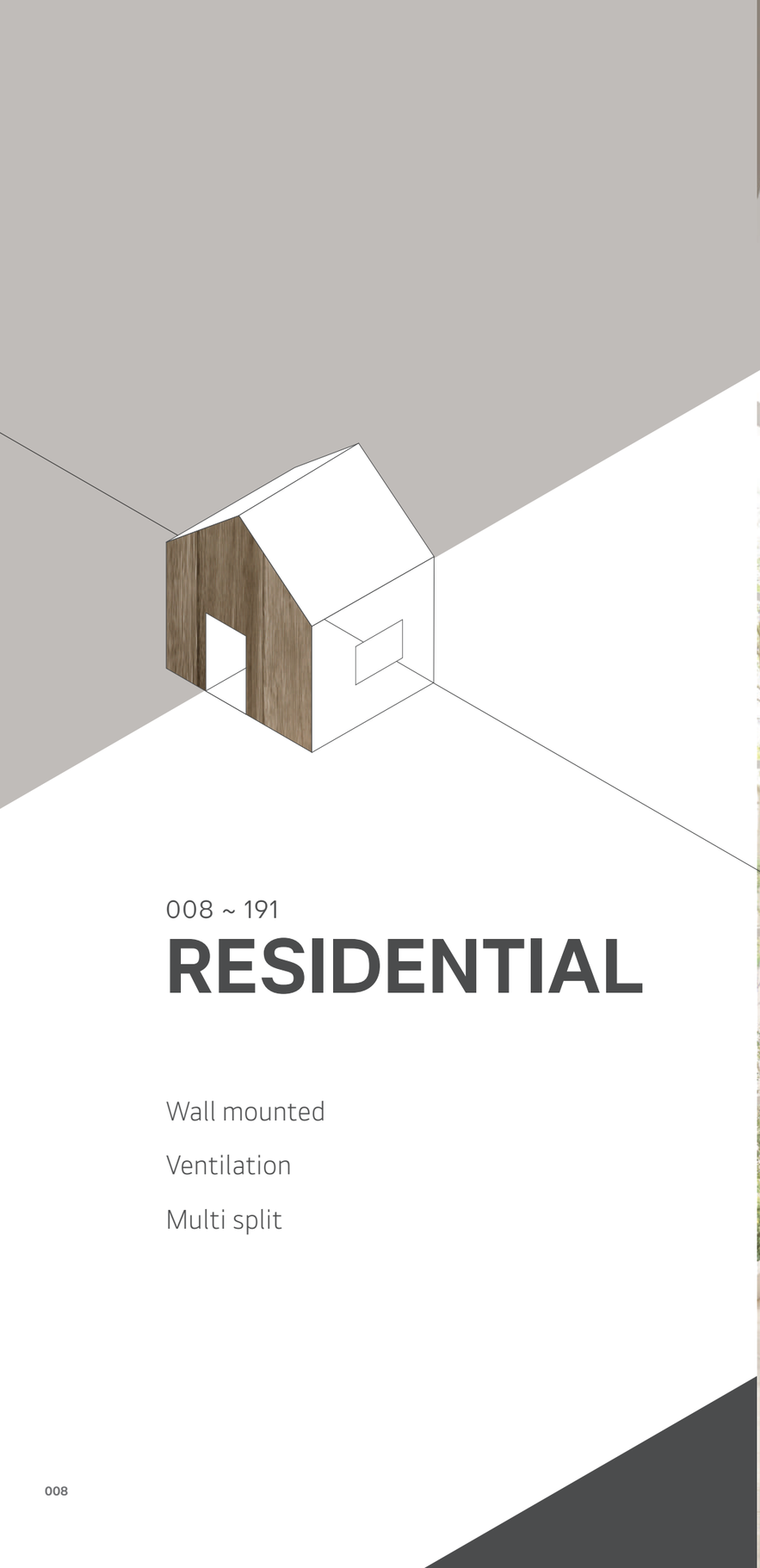

008 ~ 191

RESIDENTIAL

Wall mounted

Ventilation

Multi split

Soft Air Surrounds You In Comfort

LG DUALCOOL™

Premium / Deluxe



Why LG DUALCOOL™?

Comfortable Air Flow

Enjoy a perfectly balanced breeze through multiple vanes and indirect air flow.
Stay refreshed with automatic dehumidification matching your desired temperature.
"Enjoy a Perfectly Balanced Breeze and Ideal Humidity, Tailored Just for You.

Proactive Energy Saving

Avoid worrying about unexpected electricity bills with kW manager.
Human detecting sensor and window open detection actively save energy without having to worry about it.

Total Air Care

A multi-step filtration process with Freeze Cleaning that purifies the air, removes dust and bacteria, ensuring the air you breathe is always fresh.

Key Feature

Soft Air

Comfortable Air Flow

Stay comfortably cool with no chilly drafts and personalize breeze range and temperature.

※ When connected Multi ODU, soft air function may not be supported.

As-is	To be
	
When turned on, it becomes too cold, and if turned off, it becomes too hot. Additionally, when lying down on the bed, the direct cold wind can quickly make you feel uncomfortably cold.	Experience a shift from excessive cold to a more comfortable and pleasant airflow—a fine-tuned wind flow for your comfort.

Cooling	Soft Air
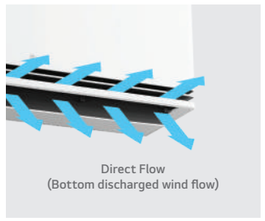	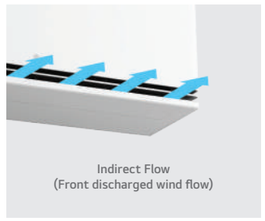
Room Temp. Control → Always cold wind	Wind Temp. Control → A pleasant, comfortable wind

Air Flow Speed Comparison

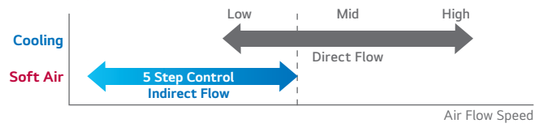

Air Temperature Comparison

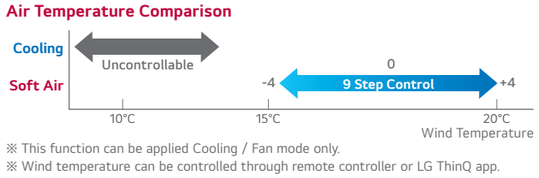

※ This function can be applied Cooling / Fan mode only.
※ Wind temperature can be controlled through remote controller or LG ThinQ app.
※ Setting room temperature can be controlled through LG ThinQ app only.
※ The wind temperature is displayed on the remote controller only in step (-4 to +4), and the temperature is not displayed.
※ This feature is available when the indoor temperature is below 28℃.

DUAL Vane

Comfortable Air Flow

Dual Vane spreads airflow up or down, further and faster, for ideal comfort in any season.



Longer Stream Wind

Two separated vanes are combined to create one large single vane with the longer vane shape, the Dual Vane can send airflow further than conventional models.

Indirect Flow

Dual Vane provide indirect mode for more comfortable experience compared to single vane. It provides that cold wind blows down from above of head, hot wind comes up from underneath of feet, reducing the discomfort of direct wind contact.



Faster Cooling & Heating

Dual Vane can provide optimized airflow that single vane can not achieve It enables cooling up to 23% faster and heating up to 6% faster than single vane.



Air Flow Distance	Cooling Performance Speed	Heating Performance Speed
22% UP	23% UP	6% UP

※ Performance comparison vs Single Vane

1) Date 2023.06, Measurement results in LG air conditioner test chamber, installation height 1.8 m, Fan mode. Using a wind speed probe, the height range from 0.1 to 1.7 m is measured in 0.2 m increments. Measures the maximum distance reached by airflow more than 0.25 m/s speed from the products
2) Date 2023.10 LG air conditioner home environment testing chamber, 20.9 ㎡/50.1 ㎥, Jet Mode, Indoor DB (33±0.3)℃ / RH (60±5)%, Outdoor DB (35±0.3)℃ / RH (50±5)% 18℃ setting on cooling mode, Indoor DB (12±0.3)℃ / RH (60±5)%, Outdoor DB (7±0.3)℃ / RH (87±5)% 30℃ setting on heating mode, measured the time took reduce 5℃ (for Cooling) / rise 5℃ (for heating), from the initial average room temperature. Test Model : S3-M12KL2MB (SK), S3-M121L1C0 (S1 New Platform)

Comfort Humidity Control

Comfortable Air Flow

No excess chill, Comfort Humidity Control perfects your home with humidity optimized to your desired temperature.

Conventional	LG DUALCOOL
	

Operation Example (24°C Setting)

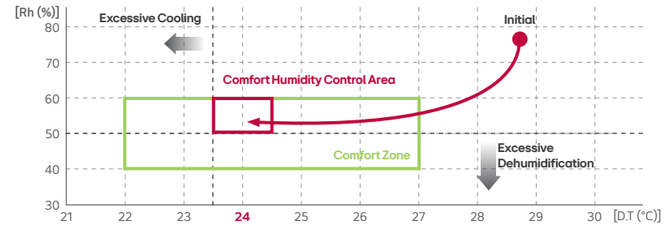

※ The air flow changes automatically based on the operating environment.
※ This function can be used through remote controller and LG ThinQ app.
※ The humidity is automatically controlled according to the temperature set by the customer.

kW Manager by LG ThinQ

Proactive Energy Saving

Stay cool. kW Manager lets you take control of your energy usage and spending proactively.

※ When connected to Multi ODU, this function is not supported.



Human Detecting Sensor

Proactive Energy Saving

Human Detection Sensor's location detector provides comfy airflow control and auto power-savings.

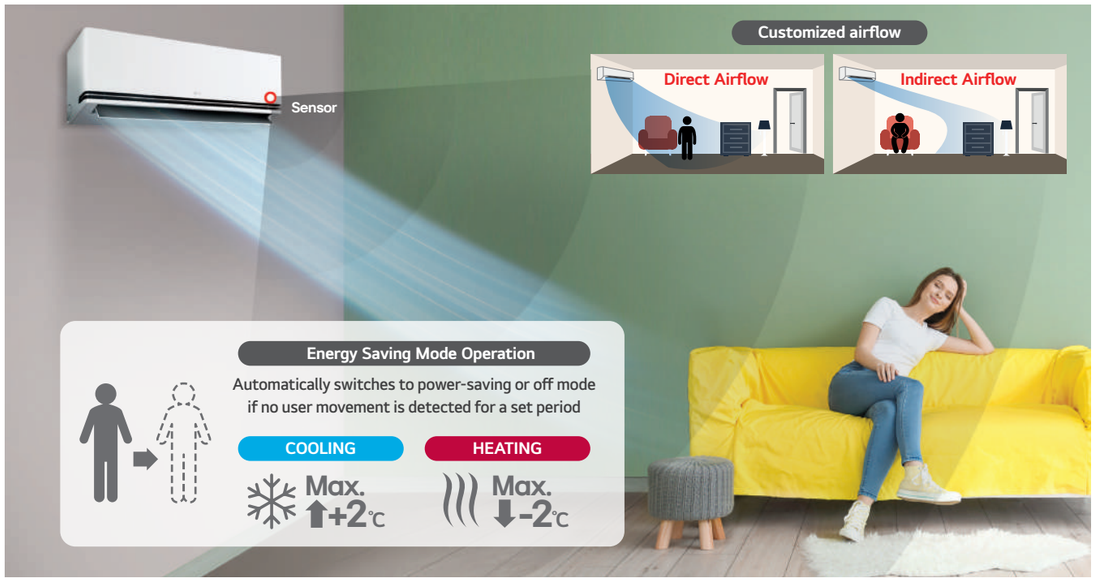

※ This function can be turned on/off through remote controller or LG ThinQ app.
※ The "Human Detection Sensor" only activates cooling and heating mode.
※ The judgment time of absence human detection can be set from 20 to 120 min through LG ThinQ app (Default 20 min).
※ Human body detection covers 100 degrees left and right based on the product, and the maximum detection distance is 5 m.
※ Depending on usage conditions, sensor detection range may be shortened.

Window Open Detecting

Proactive Energy Saving

Reduces energy loss as energy saving mode starts automatically during sudden temperature changes. Prevents condensation when window open.



※ The initial setting is off when the product is shipped.
※ This function can be set up through LG ThinQ app only.
※ The "Window open detection" function is available in Cooling and Heating mode only.
※ The default energy saving mode operating time is 10 minutes and can be set up to 60 minutes through LG ThinQ app.

Total Air Care

Total Air Care

A multi-step filtration process with Freeze Cleaning that purifies the air, removing dust and even bacteria, ensuring the air you breathe is always fresh.



How It Works



※ The Image shown above varies by model.

A new air conditioner designed to seamlessly integrate with your senses and interior.

LG ARTCOOL™ Gallery

Premium / Special



Key Feature

Explore the ARTCOOL 2nd Evolution Gallery – an interior masterpiece.

Art Display (27" Full HD LCD)

Experience a 27" Full HD LCD display incorporated into the air conditioning unit. Customize the screen to suit your mood and preferences.



Wood Frame Design

Featuring a modern and luxurious design that seamlessly harmonizes with any space.

INTERNATIONAL DESIGN EXCELLENCE AWARDS
2023 Finalist
ARTCOOL Gallery

The ARTCOOL Gallery has Excellence Design Awards from the IDEA. (Innternational design excellence awards)

Create the interior settings using the LG ThinQ App

Choose up to 20 photos from your phone and send them to Look at Me through the ThinQ app, allowing you to view them on the air conditioner.

Setting Click → Select Style on Cover Screen → Select Image or Video & Click → Preview



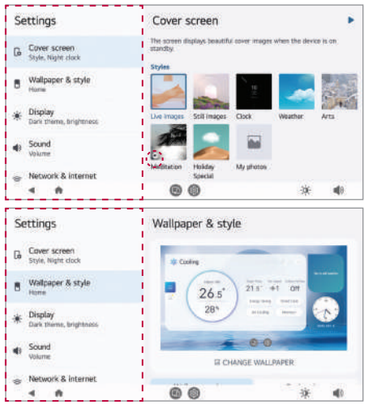

Anytime, Anywhere!

LG DUALCOOL™ powered by ThinQ

with Voice Control



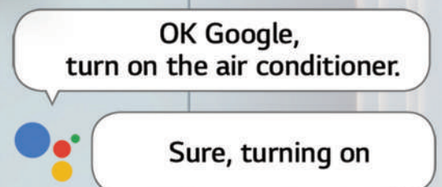

Key Feature

Elevate your daily routine with ThinQ



Voice control for an enhanced lifestyle

- Intuitive control for convenient, anytime, anywhere access.
- Enjoy increased comfort made accessible and simple for everyone.
- Save time without the burden of searching for the remote control.

Simple voice control for convenience and accessibility

Experience the ease of simple voice control, saving you valuable time otherwise searching for the remote control. DUALCOOL models are also compatible with AI speakers like ThinQ with Google Assistant, Google Home, and more. Say goodbye to pressing buttons – use your voice instead.

Step 1	Step 2	Step 3	Step 4
Issue a voice command to the AI Speaker.	The AI Speaker converts the user's voice input into text.	The AI Speaker server identifies that the user is invoking the Appliance skill and relays the user's intent to the LG Server.	The LG Server activates the corresponding appliance based on the user's command.



Google Cloud
LG Cloud

ThinQ™



※ Smart features and voice assistant product may vary by country and model. Check with your local retailer or LG for service availability.

WALL MOUNTED



○ Single Split Only ○● Compatible ● Multi Split Only

	MODEL	kBtu	5	7	9	12	15	18	24
		kW	1.5	2.1	2.6	3.5	4.2	5.3	7.0
LG ARTCOOL™	Gallery Premium	Wi-Fi R32			○● A09GA2.NSE	○● A12GA2.NSE			
	Gallery Special	Wi-Fi R32			○● A09GA1.NSE	○● A12GA1.NSE			
	Mirror	UVnano™ Wi-Fi R32		● AM07BK.NSJ	○● AC09BK.NSJ	○● AC12BK.NSJ		○● AC18BK.NSK	○● AC24BK.NSK
LG DUALCOOL™	Prestige	Wi-Fi R32			○ F09MT.NSM	○ F12MT.NSM			
	Premium	Wi-Fi R32			○● H09S1P.NS1	○● H12S1P.NS1			
	Deluxe	Wi-Fi R32			○● H09S1D.NS1	○● H12S1D.NS1		○● H18S1D.NS1	○● H24S1D.NS1
	Special DC1	UVnano™ Wi-Fi R32		● DM07RK.NSJ	○● DC09RK.NSJ	○● DC12RK.NSJ		○● DC18RK.NSK	○● DC24RK.NSK
	Special DC2	Wi-Fi R32			○● DC09RT.NSJ	○● DC12RT.NSJ			
	Special PC	Wi-Fi R32	● PM05SK.NSA	● PM07SK.NSA	○● PC09SK.NSJ	○● PC12SK.NSJ	● PM15SK.NSJ	○● PC18SK.NSK	○● PC24SK.NSK
	Special ET	Wi-Fi R32		● MS07ET.NSA	○● S09ET.NSJ	○● S12ET.NSJ		○● S18ET.NSK	○● S24ET.NSK
	Special EQ	R32			○ S09EQ.NSJ	○ S12EQ.NSJ		○ S18EQ.NSK	○ S24EQ.NSK
	Pro	R32			○ W09TI.NEU W09TE.NEU	○ W12TI.NEU W12TE.NEU		○ W18TI.NEU	○ W24TI.NEU

※ Refer to multi split line up for 5, 7, 15 kBtu indoor unit connection.
※ For our policy of continuous product improvement, specification, design and feature are subject to change without prior notice.

○ Single Split Only ○● Compatible ● Multi Split Only

	MODEL	kBtu	5	7	9	12	15	18	24
		kW	1.5	2.1	2.6	3.5	4.2	5.3	7.0
LG ARTCOOL™	Gallery Premium	R32			○ A09GA2.U18	○ A12GA2.U18			
	Gallery Deluxe	R32			○ A09GA1.U18	○ A12GA1.U18			
	Mirror	R32			○ AC09BK.UA3	○ AC12BK.UA3		○ AC18BK.UL2	○ AC24BK.U24
LG DUALCOOL™	Prestige	R32			○ F09MT.U24	○ F12MT.U24			
	Premium	R32			○ H09S1P.U18	○ H12S1P.U18			
	Deluxe	R32			○ H09S1D.U12	○ H12S1D.U12		○ H18S1D.U18	○ H24S1D.U24
	Special DC1	R32			○ DC09RK.UL2	○ DC12RK.UL2		○ DC18RK.UL2	○ DC24RK.U24
	Special DC2	R32			○ DC09RT.UA3	○ DC12RT.UA3			
	Special PC	R32			○ PC09SK.UA3	○ PC12SK.UA3		○ PC18SK.UL2	○ PC24SK.U24
	Special ET	R32			○ S09ET.UA3	○ S12ET.UA3		○ S18ET.UL2	○ S24ET.U24
	Special EQ	R32			○ S09EQ.UA3	○ S12EQ.UA3		○ S18EQ.UL2	○ S24EQ.U24
	Pro	R32			○ W09TI.UEU W09TE.UEU	○ W12TI.UEU W12TE.UEU		○ W18TI.UEU	○ W24TI.UEU

● : Applied to Single & Multi (Wall Mounted Indoor + Wall Mounted Outdoor or Multi Outdoor) ○ : Applied to single (Wall Mounted Indoor + Wall Mounted Outdoor)

Category		LG ARTCOOL™								LG DUALCOOL™																							
		Gallery Premium		Gallery Special		Mirror				Premium		Deluxe					Special DC1				Special DC2		Special PC				Special ET				Special EQ			
Product Grade Naming																																		
BTU		9K	12K	9K	12K	9K	12K	18K	24K	9K	12K	9K	12K	18K	24K		9K	12K	18K	24K	9K	12K	9K	12K	18K	24K	9K	12K	18K	24K	9K	12K	18K	24K
CORE TECH	DUAL Inverter HeatPump Compressor™	●	●	●	●	●	●	●	●	●	●	●	●	●	●		●	●	●	●	●	●	●	●	●	●	●	●	●	●	●	●	●	●
COMFORT	Soft Air									*●	*●	*●	*●	*●	*●																				
COMFORT	Dual Vane									*●	*●	*●	*●	*●	*●																				
COMFORT	Comfort Humidity Control	●	●	●	●					●	●	●	●	●	●																				
ENERGY SAVING	kW Manager									●	●	●	●	●	●																				
ENERGY SAVING	Human Detecting Sensor									●	●																								
ENERGY SAVING	Window Open Detecting									*●	*●	*●	*●	*●	*●																				
ENERGY SAVING	Active Energy Control					○	○	○	○	○	○	○	○	○	○		○	○	○	○	○	○	○	○	○	○	○	○	○	○	○	○	○	○
HEALTH	Freeze Cleaning	○	○	○	○					○	○	○	○	○	○																				
HEALTH	Plasmaster™ Ionizer++	●	●	●	●	●	●	●	●	●	●	●	●	●	●		●	●	●	●	●	●												
HEALTH	Allergy Filter					●	●	●	●	●	●	●	●	●	●		●	●	●	●			●	●	●	●								
HEALTH	UVnano™					●	●	●	●								●	●	●	●														
HEALTH	Auto Cleaning	●	●	●	●	●	●	●	●	●	●	●	●	●	●		●	●	●	●	●	●	●	●	●	●	●	●	●	●	●	●	●	●
SMART	Low Refrigerant Detection	○	○	○	○	○	○	○	○	○	○	○	○	○	○		○	○	○	○	○	○	○	○	○	○	○	○	○	○	○	○	○	○
SMART	Embeded Wi-Fi	●	●	●	●	●	●	●	●	●	●	●	●	●	●		●	●	●	●	●	●	●	●	●	●	●	●	●	●				
SMART	Smart Diagnosis	○	○	○	○	○	○	○	○	○	○	○	○	○	○		○	○	○	○	○	○	○	○	○	○	○	○	○	○	○	○	○	○
SMART	Mobile LG MV	○	○	○	○	○	○	○	○	○	○	○	○	○	○		○	○	○	○	○	○	○	○	○	○	○	○	○	○	○	○	○	○
SMART	Voice Control	●	●	●	●	●	●	●	●	●	●	●	●	●	●		●	●	●	●	●	●	●	●	●	●	●	●	●	●				
DURA-BILITY	Gold Fin™	○	○	○	○	○	○	○	○	○	○	○	○	○	○		○	○	○	○	○	○	○	○	○	○	○	○	○	○	○	○	○	○
MULTI	Multi Compatible	●	●	●	●	●	●	●	●	●	●	●	●	●	●		●	●	●	●	●	●	●	●	●	●	●	●	●	●				

* ● : This feature will be available from the 2nd half of the year.
※ For our policy of continuous product improvement, specification, design and feature are subject to change without prior notice.

powered by

DUAL Inverter HeatPump Compressor™

※ Dual Inverter HeatPump Compressor is applied to Single Split only. Specification may vary each model.

What is the Dual Inverter HeatPump Compressor?

A compressor is the heart of an air conditioner. LG's Dual Inverter HeatPump Compressor solves convential compressor problems, resulting in an air conditioner that cools faster, lasts longer, and runs quieter.



Product Reliability Improvement

The Dual Inverter HeatPump Compressor reduces the vibration and with it the sound pressure levels. The reduction in vibration reduces the possibility of fractures occurring in the the surrounding pipework.

How It Works

Varied-Speed Dual Rotary

A compressor motor with a wider rotational frequency that is energy efficient and has a higher volumetric quick cooling capacity than any conventional compressors.

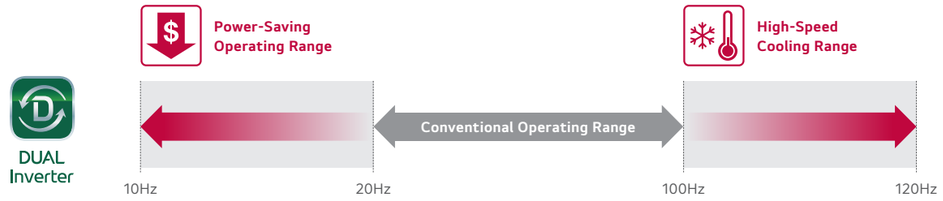

Low Noise

LG air conditioners operate at 19dB low noise level.

※ Specifications may vary for each model.

How It Works

LG's Unique Skew Fan

By minimizing the surface pressure of the fan blade when in contact with the air, the noise produced by the air conditioning unit is reduced to a remarkably low level.



ALVC (Active Low Vibration Control)

A speed-error component estimates the load to compensate for imbalances, which are the primary causes of vibration and noise, enabling the rotation of the motor without vibration at low Hz levels.

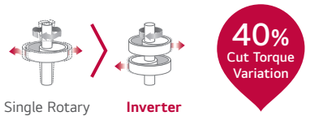

BLDC Fan Motor

With strong torque and powerful ND magnetism as well as precise speed control of 13 different steps for smooth operation, the BLDC motor provides substantial air volume and high static pressure, while keeping electrical and mechanical noise lower, and making high-speed operation available.



Conventional AC Motor

- Low efficiency.
- Heat problem during overhauling.
- Difficult precise speed control.

BLDC Motor

- Low electric and mechanical noise.
- Durable precise speed control.

Benefit

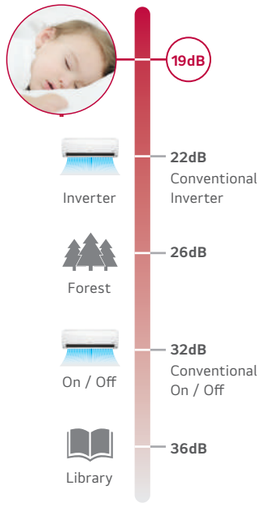

Active Energy Control

LG's Active Energy Control operates in four steps, dynamically adjusting both energy consumption levels and cooling capacity. This is achieved through precise control of the maximum frequency of the compressor motor.

※ Specifications may vary for each model. ※ Depending on the experimental conditions.
※ When connected to Multi ODU, Active Energy Control function may not be supported. ※ Active Energy Control works only cooling mode.

Concept & Benefit

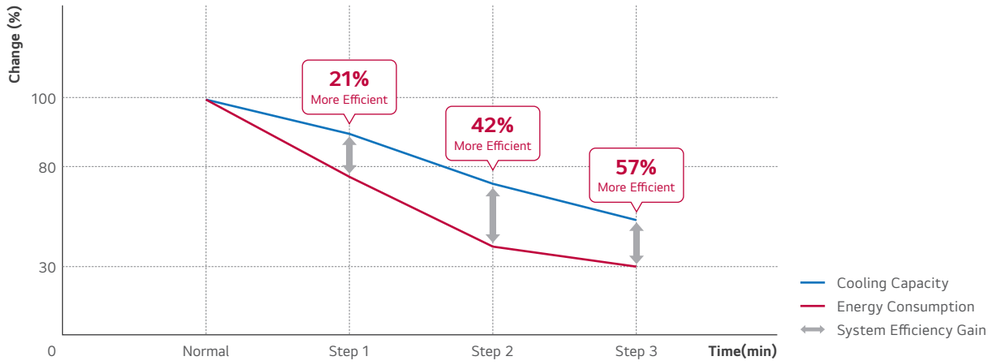

※ Test Conditions : Normal Temperature (Indoor Temperature at the Cooling Mode : 28°C, Outdoor Temperature : 32°C)
※ Test Model : DC12RH

How It Works

STEP 1 100% Energy Usage

Suitable for many people and high-activity levels.

STEP 2 80% Energy Usage

Ideal for fewer people and moderate-activity levels.

STEP 3 60% Energy Usage

Designed for even fewer people and low-activity levels.



STEP 4 40% Energy Usage

Intended for the fewest people with no activity.



Fast Cooling

The cool airflow rapidly reaches all the corners of the room, keeping the space cool and comfortable.

※ Specifications may vary for each model. ※ Depending on the experimental conditions.

Pain Point

Bigger Skew Fan
Experience a 25% larger skew fan that generates highly powerful air blasts for efficient cooling.



Cooling Outlet
The larger and optimally designed cooling outlet ensures broader coverage, rapidly cooling larger areas for a more comfortable environment.

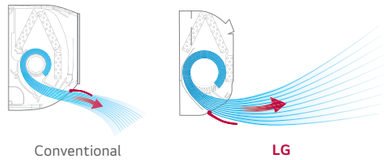

Test Result

Test Result

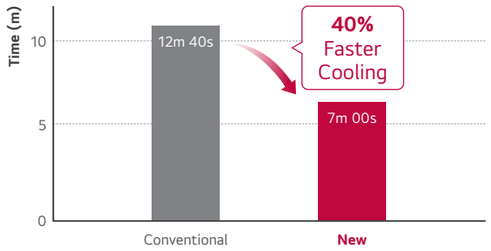

TÜVRheinland®

※ 26.5℃ Reach Time Comparison
※ Test Model
- Conventional : TS-H2465DA0
- New : US-Q242Kxy0

※ Test Conditions :
Indoor temperature 33°C, Outdoor temperature 35°C,
Relative humidity 60%, Setting temperature 26°C
Test room size : 4.3 m x 7.0 m x 2.3 m

Fast Heating

LG Residential Air Conditioners satisfy user needs by consuming less energy and heating a wider space in a shorter period. This creates a warm and comfortable living environment.

※ Specifications may vary for each model. ※ Depending on the experimental conditions.

How It Works

4 Way Auto Swing (Easy Airflow Control)
The 4-Way Auto Swing feature adjusts airflow dynamically based on the surrounding environment. This ensures the optimal distribution of warm air throughout living areas, facilitating quick and efficient heating.

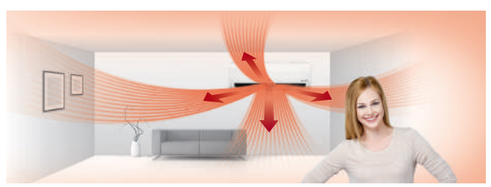

Vertical Airflow
During heating, the vane directs warm air downward, ensuring a pleasant and balanced room temperature.



Benefit & Test Result

22% Quick Heating

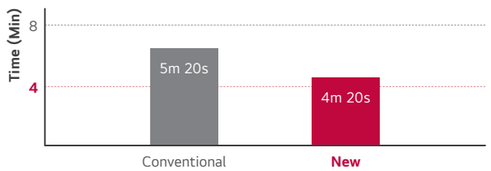

※ Test Conditions :
Outdoor temperature : 7°C, Indoor temperature : 12°C,
Humidity : 87%, Remote control : 30°C Power

Changes in Temperature Over 20 Minutes

Conventional	5min	10min	15min	20min
0.1m				
New	5min	10min	15min	20min
0.1m				

※ Test Conditions :
Outdoor temperature : 7°C, Indoor temperature : 12°C,
Humidity : 87%, Remote control : 30°C Power

Freeze Cleaning

Experience continuous freshness as our innovative Freeze Cleaning technology ensures a clean evaporator, allowing the passage of fresh and pure air.

Pain Point

When using an air conditioner, concerns often arise regarding the cleanliness of the air it produces. The interior of an air conditioner, being a dark and humid environment, is prone to contamination by dust and bacteria.



How It Works

The "Freeze Cleaning" process involves creating an ice layer that effectively separates odor-causing substances, including dust and bacteria accumulated on the evaporator. When the ice melts, these contaminants are efficiently washed away with the drain water, ensuring a thorough cleaning mechanism.



Step. 1	Step. 2	Step. 3	Step. 4
Dirty	Freeze	Defrost & Wash	Dry
air conditioner indoor unit			

※ Working condition : 21 ~ 32°C (Indoor) / 21 ~ 37°C (Outdoor)
※ The "Freeze Cleaning" mode can activate through ThinQ only.

Benefit & Verification

Periodically clean the interior of the air conditioner, a typically challenging maintenance task, to keep the evaporator consistently clean.

Test Result (Bacterial Removal Performance)
Our "Freeze Cleaning" function has been rigorously tested and proven to remove up to 99.0% of residual bacteria on the evaporator, ensuring a hygienic and healthy environment.

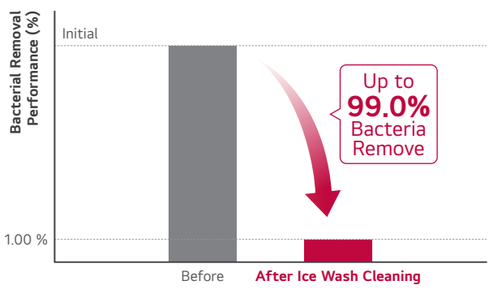



TÜVRheinland®

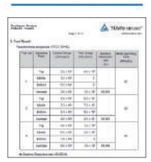

※ This test result obtained a test report on and Pseudomonas aeruginosa 99.0% reduction rate from an internationally recognized laboratory, which may vary depending on the actual environment.
※ Test institution : TÜV Rheinland
※ Test Model : SQ07EDETHN(SE), SQ06BDAWAJ(SA), SQ07SDJBAN(SJ), SQ09MDKWAN(SK)
※ Test bacteria : Up to 99% reduction rate of "Pseudomonas aeruginosa" confirmed

Plasmaster™Ionizer++

The powerful Plasmaster™ Ionizer++ removes unpleasant odors, along with Escherichia coli and Staphylococcus on surfaces, using over 8 million ions. Experience a safer, cleaner indoor environment.

※ Specifications may vary for each model.
※ Depending on the experimental conditions.

How It Works

Reduction and Deodorization (Utilizes Over 8 Million Ions)
Plasmaster Ionizer+ reduces E.coli and Staphylococcus in the surface with over 8 million ions.

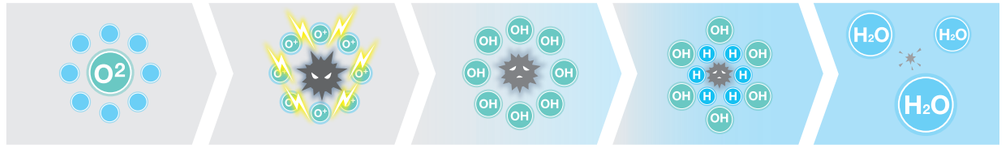

Release of Ions into Air
Ions are released into the air.

Surrounding Harmful Substances
H- and O- bond to harmful particles.

OH Radical Production
OH radicals inactivate harmful substances.

Chemical Reaction
OH radicals bond with H particles.

Disinfection
H_2O molecules are produced.

Test Result

Effective Reduction Performance
Remove Bacteria E.coli over 99.9% in 20 min

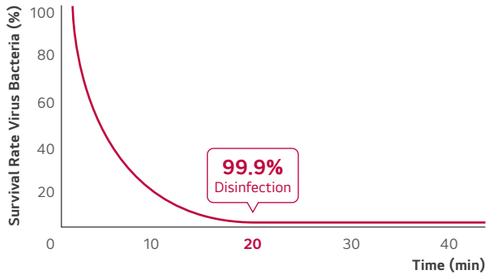

※ Test Conditions :
Space : 30m³ Chamber (Measuring with the specimen in the center of test chamber)
Temperature & Humidity : Normal
Bacteria : E Coli colon bacillus
Verified by Intertek & TUV Rheinland

Staphylococcus Sterilization
Remove Staphylococcus aureus over 99.9% in 60 min

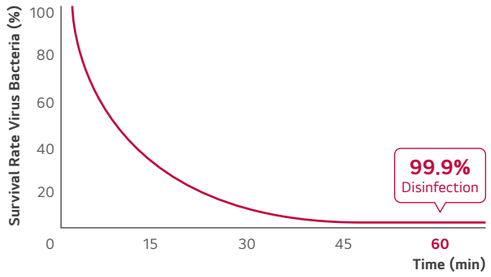

※ Test Conditions :
Space : 30m³ Chamber (Measuring with the specimen in the center of test chamber)
Temperature & Humidity : Normal
Bacteria : Staphylococcus Aureus
Verified by Intertek & TUV Rheinland

Benefit & Verification

The LGE's ionizer, known as "Plasmaster Ionizer Plus," has demonstrated the capability to remove more than 99.9% of bacteria, including Escherichia coli, Pseudomonas aeruginosa, and Staphylococcus aureus.

TÜVRheinland®



intertek



Allergy Filter

While airflow from an air conditioner may trigger symptoms associated with allergies or asthma, LG units feature an interior filter designed to absorb harmful particles such as dust mites, pollen, fungi, and mold that circulate in the air. This ensures a cleaner and more allergen-free environment.

※ Specifications may vary for each model.

How It Works

Removes allergy-causing substances, such as dust mites that can be found in the air.





Certification



Certified by AllergyUK

* Test Condition Disclaimer
A filter is coated to absorb harmful substances that can cause allergies.
The air conditioner strongly absorbs indoor air and removes allergy-causing substances, such as house dust mite, fungi, mold, floating in the air.

Allergy UK (a world-renowned organization) is a British medical charity dedicated to helping adults and children with their allergies. The charity was founded in 1991 as the British Allergy Foundation, and in 2002 the operational name of the charity became Allergy UK. Allergy UK endorses certain products that restrict or remove high levels of allergens and gives them a Seal of Approval.

UVnano™

LG DUALCOOL, keeping the fan (inside the unit) 99.99% bacteria-free with ultraviolet light to ensure that the air passing through is clean too.

※ UVnano is an integrated marketing name that applies LG Electronics' entire home appliances and it is a compound of the words UV (ultraviolet) and nanometer (unit of length).

What Is UVnano™ and How It Works?

- Emit Ultraviolet rays of UVC wavelength directly damage the DNA of microorganisms (bacteria/mold/viruses) making it impossible for them to multiply.
- High absorption into DNA at 260 to 270 nm wavelengths

DNA Absorption Efficiency by Wavelength

Electromagnetic Spectrum and Types

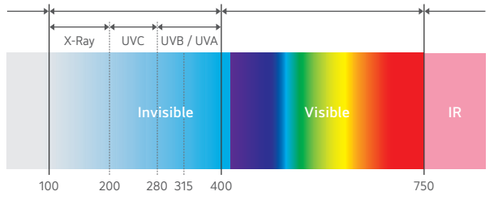

Destruction Nuclear Sequence (Chain)

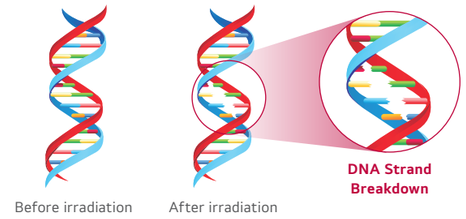



UVC Applied Product

LG Product



Various Product Lines



Benefit & Verification

Keep the fan 99.99% bacteria-clean for a cleaner breeze.



Removes up to **99.99%** of bacteria from the internal fan.

TÜVRheinland®

※ Test Condition
- Test Model : S3NM12JL1GA(SJ), S3NM24K21GA(SK)
- Test Standard : LG test method with referenced to ISO 20743:2007
- Bacteria : Staphylococcus aureus, Staphylococcus epidermidis, Klebsiella pneumoniae

Auto Cleaning

The interior of the air conditioner is maintained clean by drying off the heat exchanger, then cleaning the interior once more.

※ Specifications may vary for each model.

Pain Point

The main cause of odor within air conditioners is mold and bacteria growing on the heat exchanger. These germs can spread when the heat exchanger is wet.



How It Works

Cleans Filter with Regular Air Flow

The comprehensive auto cleaning function prevents the formation of bacteria and mold on the heat exchanger, providing an enhanced environment.

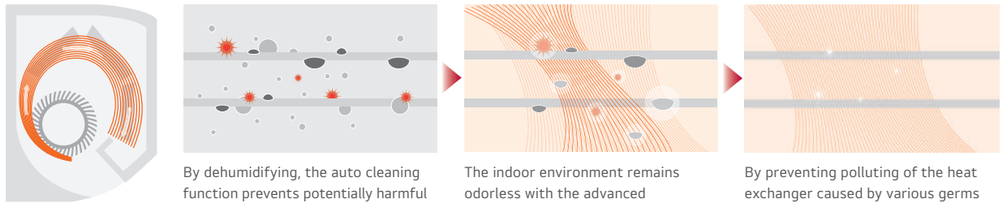

By dehumidifying, the auto cleaning function prevents potentially harmful substances from forming on the surface of the heat exchanger.

The indoor environment remains odorless with the advanced deodorizing function.

By preventing polluting of the heat exchanger caused by various germs and bacteria.

Benefit

Removes Harmful Particles

Auto Cleaning provides clean air by preventing bacteria, mold and odors that can otherwise accumulate in an indoor unit.





Low Refrigerant Detection

Receive early notifications of low refrigerant levels to safeguard your air conditioner from potential damage.

※ Specifications may vary for each model. ※ Depending on the experimental conditions.
※ When connected to Multi ODU, the Low Refrigerant Detection function may not be supported.

How It Works

Early Detection of Low Refrigerant Levels
The Air Conditioner features an automatic shutdown mechanism upon detecting low refrigerant levels, ensuring proactive protection.

3 Checkpoints for Low Refrigerant Level
1) The heat exchanger temperature is relatively cool.
2) The outdoor unit is functioning correctly.
3) Energy consumption adheres to a standard pattern.

If any of the above conditions are not met, for a maximum of four instances, after 15 minutes of Air Conditioner operation, a low refrigerant level is detected, triggering an automatic shutdown for enhanced system safety.

Capacity and Effectiveness of the Refrigerant Levels



※ This function only works under the following conditions
- Indoor/Outdoor temperature is at least 20°C
- Cooling and dehumidification mode

Benefit

Longer Lifespan for Air Conditioner



When a low refrigerant level is detected, the display alternately shows "CH" and "38" to provide a clear visual indication of the issue.





※ Some models show CH and 38 alternately on the display.

Embedded Wi-Fi

Effortlessly manage your air conditioners using Android or iOS smartphones with the embedded Wi-Fi feature.

※ Specifications may vary for each model.

ThinQ

Download the ThinQ app from Google or Apple app stores.

ThinQ™

Download on the App Store GET IT ON Google Play

How It Works

① Turn on "ThinQ" on your air conditioner
Benefit from the embedded Wi-Fi modem and enjoy unlimited innovation.





② Easy Registration and Log-in
Follow the interactive setup steps to activate ThinQ's impressive features by setting up your LG Account.

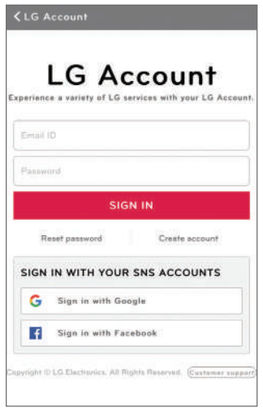

③Enjoy Unlimited Innovation
Once registered, experience seamless connectivity and explore the innovative features offered through ThinQ.

Wi-Fi Connectivity
Experience individualized comfort with Wi-Fi connectivity. Each family member can customize the air conditioner temperature and fan speed using their app, saving preferences for future use. These personalized settings can be stored for each specific air conditioner.

Multiple Devices



Multi-Control



※ Can be controlled by multiple users, but not simultaneously.

Benefit

Simple operation for various functions

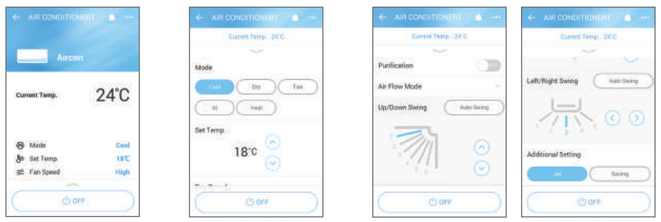

Energy Monitoring | Smart Diagnosis | Filter Management

Straight-forward management



Reservation | Energy Monitoring | Smart Diagnosis | Filter Management

※ For our policy of continuous ThinQ App improvement, specification, design and features are subject to change without prior notice.

Integrated Home Appliances Control
Monitor and control your LG appliances from one place.



Access your air conditioner anytime and from anywhere
with a Wi-Fi equipped device and LG's exclusive control app, ThinQ.



Smart Diagnosis

Smart Diagnosis allows you to monitor the health of your air conditioner remotely.

※ Specifications may vary for each model.
※ When connected to Multi ODU, Smart Diagnosis function may not be supported.

What is Smart Diagnosis?

Smart Diagnosis allows users to conveniently check setup, installation, troubleshooting and other information directly from a smartphone.

※ Builds upon widespread smartphone use and offers greater USP diversification
※ Perfect for consumers who are unable to view information about their air conditioner via a display or remote control.

How It Works

Embedded Wi-Fi Model

By using “ThinQ” App and clicking “Start Smart Diagnosis”, monitor and check diagnosis results conveniently via Wi-Fi.





Non Embedded Wi-Fi Model



Benefit

Easily understandable error messages simplify the process of identifying solutions and make reaching out to the service center simple and convenient.

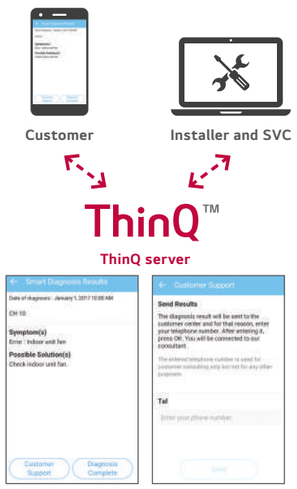

For Consumer



- Easily check the operational status of a product, even without a display or with limited information.
- Save energy by monitoring key operational information and power consumption.
- Utilize the Maintenance Guide to enhance device performance and increase the product’s lifespan.

For Installer and SVC



- Gain a better understanding of the product by easily confirming operational status and information.
- Intuitively diagnose problems by comparing current and past usage data.
- Maintain installation capabilities and reduce errors by quickly confirming device operational status.

※ For our policy of continuous ThinQ App improvement, specification, design and features are subject to change without prior notice.

Mobile LGMV (Monitoring View)

LG MV simplifies the inspection (diagnosis) and monitoring of air conditioning units for engineers, allowing easy access through your smartphone or PC.

※ Specifications may vary for each model.

PC Version

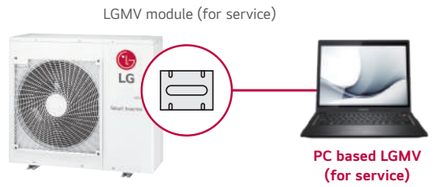



Operation Information　　Cycle View

IDU & ODU Information

Cycle & Valves

Sensors & Electricity

Cycle Diagram

Actuator Information

Smartphone Version





Monitoring Data　Diagnosis　Commissioning　Troubleshooting Guide

Technicians can not only review cycle information through diagrams and graphs but can also easily check error statuses (Troubleshooting guide) and take immediate action.

※ For Android or iOS Users: Search for "Mobile LGMV" on Google Play or the Apple Store and proceed with the download.
※ Additional Requirement: A Wi-Fi modem (PWFMDD200) is required as an optional accessory.

Gold Fin™

The Gold Fin™ coating protects the surface of the heat exchanger from unnecessary wear and corrosion.

※ Specifications may vary for each model. ※ Depending on the experimental conditions.

How It Works

Corrosion-resistant protective layer

The gold-colored special coating on the fin of the heat exchanger prevents corrosion, extending the life of the unit.

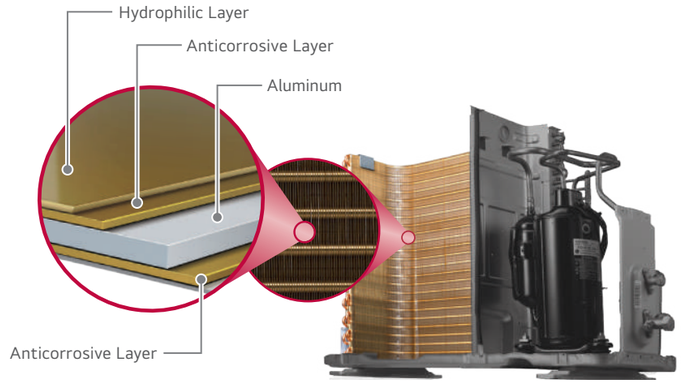

Test Result

Conventional Fin



Gold Fin™



※ Test Condition
- Test standard : ISO9227:2017 , ISO10289:1999, ASTM B 117 Salt spray test
- Test Sample : Al Fin sheet (100μm, 70 X 150 mm) + Organic Coating (1.65g/m²)
- Setting Condition : (35±2)℃, 6.5 ~ 7.2 pH, (5±1)% NaCl salt fog spray, 5000 h
- Test Result : Not More than 0.05% of corrosion area ratio. (over R.N. 9.5)



TÜVRheinland®

TUV Verify that the corrosion improved "Gold II Fin" has less than 0.05% corrosion area after 5000 hours salt spray test. TUV has verified that the corrosion area of Gold Fin™ is not more than 0.05% (over R.N. 9.5)



Wi-Fi

R32

DUAL Inverter HeatPump Compressor | Low Noise 19dB | Comfort Humidity Control | Fast Cooling | Fast Heating | Freeze Cleaning | Plasmaster Ionizer++ | Auto Cleaning | Mobile LG MV | Embeded Wi-Fi | Smart Diagnosis | Voice Control | Gold Fin™ | Multi Compatible

DUAL Inverter

EUROVENT CERTIFIED PERFORMANCE www.eurovent-certification.com

LG participates in the ECP programme for EUROVENT AC program. Check ongoing validity of certification : www.eurovent-certification.com

Single Combination

UNIT				9K	12K
INDOOR				**A09GA2.NSE**	**A12GA2.NSE**
Capacity	Cooling	Min. / Rated / Max.	kW	0.89 / 2.60 / 3.70	0.89 / 3.70 / 4.04
	Heating	Min. / Rated / Max.	kW	0.89 / 3.30 / 4.10	0.89 / 4.00 / 4.70
	Heating -7°C	Rated	kW	2.60	3.20
Power Input	Cooling / Heating	Rated	W	623 / 808	1,057 / 1,078
EER			W/W	4.17	3.5
S.E.E.R.				7.3	7
P design C			kW	2.6	3.7
COP			W/W	4.08	3.71
S.C.O.P		(Average / Warmer)		4.3 / 5.0	4.3 / 5.0
P design H (Average / Warmer)			kW	2.8 / 1.5	2.8 / 1.5
Energy Label (A+++ to D Scale)	Cooling			A++	A++
	Heating	(Average / Warmer)		A+ / A++	A+ / A++
Annual Energy Consumption	Cooling		kWh	124	184
	Heating	(Average / Warmer)	kWh	911 / 413	911 / 413
Sound Pressure*	Cooling	S / L / M / H	dB(A)	20 / 28 / 36 / 42	20 / 28 / 36 / 42
	Heating	L / M / H	dB(A)	28 / 36 / 42	28 / 36 / 42
Sound Power	Cooling		dB(A)	60	60
Air Flow Rate	Cooling	S / L / M / H / Max. (Power)	m^3/min	3 / 6 / 8 / 10 / 12	3 / 6 / 8 / 10 / 12
	Heating	L / M / H	m^3/min	6 / 8 / 10	6 / 8 / 10
Dehumidification Rate			l/h	1.1	1.3
Running Current	Cooling	Min. / Rated / Max.	A	1.1 / 3.0 / 6.0	1.1 / 4.6 / 6.2
	Heating	Min. / Rated / Max.	A	1.1 / 3.7 / 7.2	1.1 / 4.8 / 7.2
Starting Current	Cooling / Heating	Rated	A	3.0 / 3.7	4.6 / 4.8
Power Supply			Ø / V / Hz	1 / 220-240 / 50	1 / 220-240 / 50
Circuit Breaker			A	15	15
Power Supply Cable			N x mm^2	3 x 1.0	3 x 1.0
Power & Transmission Cable			N x mm^2	4 x 1.0 (Including Earth)	4 x 1.0 (Including Earth)
Dimension			mm	652 x 652 x 158	652 x 652 x 158
Net Weight			kg	20	20
Fan Motor Output			W	32.7	32.7
OUTDOOR				**A09GA2.U18**	**A12GA2.U18**
Operation Range	Cooling	Min. / Max.	°C DB	-15 / 48	-15 / 48
	Heating	Min. / Max.	°C DB	-15 / 24	-15 / 24
Sound Pressure*	Cooling / Heating	High	dB(A)	50 / 53	50 / 53
Sound Power	Cooling	High	dB(A)	62	62
Air Flow Rate		High	m^3/min	35	35
Piping	Liquid (ODU / IDU)	Min. / Max.	m	3 / 20	3 / 20
	Elevation (ODU / IDU)	Min. / Max.	m	10	10
Piping Connection	Liquid	OD (Outside)	mm (inch)	6.35 (1/4)	6.35 (1/4)
	Gas	OD (Outside)	mm (inch)	9.52 (3/8)	9.52 (3/8)
Drain Hose Size		OD (Outside)	mm (inch)	21.5 (27/32)	21.5 (27/32)
Refrigerant	Type / GWP (Global Warming Potential)		-	R32 / 675	R32 / 675
	Precharged Amount / t-CO_2eq		kg	0.8 / 0.540	0.8 / 0.540
	Chargeless		m	10	10
	Additional Charge		g/m	20	20
Fan Motor Output			W	43	43
Compressor Type				Twin Rotary	Twin Rotary
Net Weight			kg	33.4	33.4
Dimension			mm	770 x 545 x 288	770 x 545 x 288
ACCESSORIES & OTHERS					
Multi Compatible				Y	Y
PI 485				Y	Y
Dry Contact				Y	Y
Wired Remote Controller				Y	Y

* : Sound Pressure is not a value declared on Eurovent Program.
※ This product contains Fluorinated greenhouse gases (R32).
※ S : Sleep / L : Low / M : Medium / H : High
※ GWP : Global warming potential
※ t-CO_2eq : F-gas(kg)*GWP/1000
※ For our policy of continuous product improvement, specification, design and feature are subject to change without prior notice.
※ Y : Available or Applied / - : Not Available or Not Applied



Wi-Fi

R32

DUAL Inverter HeatPump Compressor | Low Noise 19dB | Comfort Humidity Control | Fast Cooling | Fast Heating | Freeze Cleaning | Plasmaster Ionizer++ | Auto Cleaning | Mobile LG MV | Embeded Wi-Fi | Smart Diagnosis | Voice Control | Gold Fin | Multi Compatible

DUAL Inverter

EUROVENT CERTIFIED PERFORMANCE www.eurovent-certification.com

LG participates in the ECP programme for EUROVENT AC program. Check ongoing validity of certification : www.eurovent-certification.com

Single Combination

UNIT				9K	12K
INDOOR				A09GA1.NSE	A12GA1.NSE
Capacity	Cooling	Min. / Rated / Max.	kW	0.89 / 2.60 / 3.70	0.89 / 3.70 / 4.04
	Heating	Min. / Rated / Max.	kW	0.89 / 3.30 / 4.10	0.89 / 4.00 / 4.70
	Heating -7°C	Rated	kW	2.60	3.20
Power Input	Cooling / Heating	Rated	W	623 / 808	1,057 / 1,078
EER			W/W	4.17	3.5
S.E.E.R.				7.3	7
P design C			kW	2.6	3.7
COP			W/W	4.08	3.71
S.C.O.P		(Average / Warmer)		4.3 / 5.0	4.3 / 5.0
P design H (Average / Warmer)			kW	2.8 / 1.5	2.8 / 1.5
Energy Label (A+++ to D Scale)	Cooling			A++	A++
	Heating	(Average / Warmer)		A+ / A++	A+ / A++
Annual Energy Consumption	Cooling		kWh	124	184
	Heating	(Average / Warmer)	kWh	911 / 413	911 / 413
Sound Pressure*	Cooling	S / L / M / H	dB(A)	20 / 28 / 36 / 42	20 / 28 / 36 / 42
	Heating	L / M / H	dB(A)	28 / 36 / 42	28 / 36 / 42
Sound Power	Cooling		dB(A)	60	60
Air Flow Rate	Cooling	S / L / M / H / Max. (Power)	m^3/min	3 / 6 / 8 / 10 / 12	3 / 6 / 8 / 10 / 12
	Heating	L / M / H	m^3/min	6 / 8 / 10	6 / 8 / 10
Dehumidification Rate			l/h	1.1	1.3
Running Current	Cooling	Min. / Rated / Max.	A	1.1 / 3.0 / 6.0	1.1 / 4.6 / 6.2
	Heating	Min. / Rated / Max.	A	1.1 / 3.7 / 7.2	1.1 / 4.8 / 7.2
Starting Current	Cooling / Heating	Rated	A	3.0 / 3.7	4.6 / 4.8
Power Supply			Ø / V / Hz	1 / 220-240 / 50	1 / 220-240 / 50
Circuit Breaker			A	15	15
Power Supply Cable			N x mm^2	3 x 1.0	3 x 1.0
Power & Transmission Cable			N x mm^2	4 x 1.0 (Including Earth)	4 x 1.0 (Including Earth)
Dimension			mm	652 x 652 x 158	652 x 652 x 158
Net Weight			kg	20	20
Fan Motor Output			W	32.7	32.7
OUTDOOR				A09GA1.U18	A12GA1.U18
Operation Range	Cooling	Min. / Max.	°C DB	-15 / 48	-15 / 48
	Heating	Min. / Max.	°C DB	-15 / 24	-15 / 24
Sound Pressure*	Cooling / Heating	High	dB(A)	50 / 53	50 / 53
Sound Power	Cooling	High	dB(A)	62	62
Air Flow Rate		High	m^3/min	35	35
Piping	Liquid (ODU / IDU)	Min. / Max.	m	3 / 20	3 / 20
	Elevation (ODU / IDU)	Min. / Max.	m	10	10
Piping Connection	Liquid	OD (Outside)	mm (inch)	6.35 (1/4)	6.35 (1/4)
	Gas	OD (Outside)	mm (inch)	9.52 (3/8)	9.52 (3/8)
Drain Hose Size		OD (Outside)	mm (inch)	21.5 (27/32)	21.5 (27/32)
Refrigerant	Type / GWP (Global Warming Potential)		-	R32 / 675	R32 / 675
	Precharged Amount / t-CO_2eq		kg	0.8 / 0.540	0.8 / 0.540
	Chargeless		m	10	10
	Additional Charge		g/m	20	20
Fan Motor Output			W	43	43
Compressor Type				Twin Rotary	Twin Rotary
Net Weight			kg	33.4	33.4
Dimension			mm	770 x 545 x 288	770 x 545 x 288
ACCESSORIES & OTHERS					
Multi Compatible				Y	Y
PI 485				Y	Y
Dry Contact				Y	Y
Wired Remote Controller				Y	Y

* : Sound Pressure is not a value declared on Eurovent Program.
※ This product contains Fluorinated greenhouse gases (R32).
※ S : Sleep / L : Low / M : Medium / H : High
※ GWP : Global warming potential
※ t-CO_2eq : F-gas(kg)*GWP/1000
※ For our policy of continuous product improvement, specification, design and feature are subject to change without prior notice.
※ Y : Available or Applied / - : Not Available or Not Applied

Wi-Fi

R32

UVnano™

DUAL Inverter HeatPump Compressor | Low Noise 19dB | Active Energy Control | Fast Cooling | Fast Heating | Plasmaster Ionizer++ | Allergy Filter | Auto Cleaning | Mobile LG MV | Embeded Wi-Fi | Smart Diagnosis | Voice Control | Gold Fin | Multi Compatible



DUAL Inverter

EUROVENT CERTIFIED PERFORMANCE www.eurovent-certification.com

LG participates in the ECP programme for EUROVENT AC program. Check ongoing validity of certification : www.eurovent-certification.com

Single Combination

UNIT				9K	12K	18K	24K
INDOOR				AC09BK.NSJ	AC12BK.NSJ	AC18BK.NSK	AC24BK.NSK
Capacity	Cooling	Min. / Rated / Max.	kW	0.89 / 2.50 / 3.70	0.89 / 3.50 / 4.04	0.90 / 5.00 / 5.50	0.90 / 6.60 / 7.42
	Heating	Min. / Rated / Max.	kW	0.89 / 3.30 / 4.10	0.89 / 4.00 / 5.10	0.90 / 5.80 / 6.40	0.90 / 7.50 / 8.64
	Heating -7°C	Rated	kW	2.60	3.00	4.20	6.00
Power Input	Cooling / Heating	Rated	W	656 / 800	1,080 / 1,050	1,562 /1,611	2,164 / 2,238
EER			W/W	3.81	3.24	3.20	3.05
S.E.E.R.				7.00	6.60	7.00	6.90
P design C			kW	2.50	3.50	5.00	6.60
COP			W/W	4.13	3.81	3.60	3.35
S.C.O.P		(Average / Warmer)		4.00 / 4.90	4.00 / 4.90	4.30 / 5.30	4.30 / 5.30
P design H (Average / Warmer)			kW	2.50 / 1.30	2.50 / 1.30	3.90 / 2.10	5.00 / 2.70
Energy Label (A+++ to D Scale)	Cooling			A++	A++	A++	A++
	Heating	(Average / Warmer)		A+ / A++	A+ / A++	A+ / A+++	A+ / A+++
Annual Energy Consumption	Cooling		kWh	125	186	250	335
	Heating	(Average / Warmer)	kWh	875 / 371	875 / 371	1,270 / 555	1,628 / 713
Sound Pressure*	Cooling	S / L / M / H	dB(A)	19 / 27 / 35 / 41	19 / 27 / 35 / 41	31 / 34 / 39 / 44	31 / 34 / 42 / 47
	Heating	L / M / H	dB(A)	27 / 35 / 41	27 / 35 / 41	34 / 39 / 44	34 / 42 / 47
Sound Power	Cooling		dB(A)	59	59	60	65
Air Flow Rate	Cooling	S / L / M / H / Max. (Power)	m^3/min	3.0 / 4.2 / 7.5 / 10.0 / 12.5	3.0 / 4.2 / 7.5 / 10.0 / 12.5	8.0 / 10.5 / 13.0 / 14.5 /15.5	8.0 / 10.5 / 13.1 / 16.1 /18.3
	Heating	L / M / H	m^3/min	5.6 / 7.2 / 10.0	5.6 / 7.2 / 10.0	11.0 / 13.5 / 16.0	11.0 / 14.3 / 17.6
Dehumidification Rate			l/h	1.1	1.3	1.8	2.5
Running Current	Cooling	Min. / Rated / Max.	A	1.10 / 3.30 / 6.00	1.10 / 4.70 / 6.00	1.20 / 6.90 / 9.00	1.20 / 9.80 / 14.00
	Heating	Min. / Rated / Max.	A	1.10 / 4.00 / 7.00	1.10 / 4.70 / 7.00	1.20 / 7.10 / 9.50	1.20 / 10.00 / 14.00
Starting Current	Cooling / Heating	Rated	A	3.30 / 4.00	4.70 / 4.70	6.90 / 7.10	9.80 / 10.00
Power Supply			Ø / V / Hz	1 / 220-240 / 50	1 / 220-240 / 50	1 / 220-240 / 50	1 / 220-240 / 50
Circuit Breaker			A	15	15	20	25
Power Supply Cable			N x mm^2	3 x 1.0	3 x 1.0	3 x 1.5	3 x 2.5
Power & Transmission Cable			N x mm^2	4 x 1.0 (Including Earth)	4 x 1.0 (Including Earth)	4 x 1.0 (Including Earth)	4 x 1.0 (Including Earth)
Dimension			mm	837 x 308 x 192	837 x 308 x 192	998 x 345 x 212	998 x 345 x 212
Net Weight			kg	9.9	9.9	12.8	13.5
Fan Motor Output			W	30	30	30	58
OUTDOOR				AC09BK.UA3	AC12BK.UA3	AC18BK.UL2	AC24BK.U24
Operation Range	Cooling	Min. / Max.	°C DB	-10 / 48	-10 / 48	-15 / 48	-15 / 48
	Heating	Min. / Max.	°C DB	-10 / 24	-10 / 24	-10 / 24	-10 / 24
Sound Pressure*	Cooling / Heating	High	dB(A)	48 / 50	48 / 50	53 / 55	54 / 57
Sound Power	Cooling	High	dB(A)	65	65	65	70
Air Flow Rate		High	m^3/min	27	27	35	49
Piping	Liquid (ODU / IDU)	Min. / Max.	m	3 / 15	3 / 15	3 / 20	3 / 30
	Elevation (ODU / IDU)	Min. / Max.	m	7	7	10	15
Piping Connection	Liquid	OD (Outside)	mm (inch)	6.35 (1/4)	6.35 (1/4)	6.35 (1/4)	6.35 (1/4)
	Gas	OD (Outside)	mm (inch)	9.52 (3/8)	9.52 (3/8)	12.7 (1/2)	15.88 (5/8)
Drain Hose Size		OD (Outside)	mm (inch)	21.5 (27/32)	21.5 (27/32)	21.5 (27/32)	21.5 (27/32)
Refrigerant	Type			R32	R32	R32	R32
	Charge at 7.5m		kg	0.700	0.700	1.000	1.100
			t-CO_2 eq	0.473	0.473	0.675	0.743
	Additional Charge		g/m	20	20	20	20
	GWP			675	675	675	675
Fan Motor Output			W	43	43	43	85
Compressor Type				Inverter Twin Rotary	Inverter Twin Rotary	Inverter Twin Rotary	Inverter Twin Rotary
Net Weight			kg	25.1	25.1	34.4	46.0
Dimension			mm	717 x 495 x 230	717 x 495 x 230	770 x 545 x 288	870 x 650 x 330
ACCESSORIES & OTHERS							
Multi Compatible				Y	Y	Y	Y
PI 485				-	-	-	-
Dry Contact				Y	Y	Y	Y
Wired Remote Controller				Y	Y	Y	Y

* : Sound Pressure is not a value declared on Eurovent Program.
※ This product contains Fluorinated greenhouse gases (R32).
※ S : Sleep / L : Low / M : Medium / H : High
※ GWP : Global warming potential
※ t-CO_2eq : F-gas(kg)*GWP/1000
※ For our policy of continuous product improvement, specification, design and feature are subject to change without prior notice.
※ Y : Available or Applied / - : Not Available or Not Applied

Wi-Fi R32



DUAL Inverter HeatPump Compressor | Low Noise 19dB | Comfort Humidity Control | Active Energy Control | Fast Cooling | Fast Heating | Plasmaster Ionizer++ | Allergy Filter | Auto Cleaning | Mobile LG MV | Embeded Wi-Fi | Smart Diagnosis | Voice Control | Gold Fin | Multi Compatible

DUAL Inverter

EUROVENT CERTIFIED PERFORMANCE www.eurovent-certification.com

LG participates in the ECP programme for EUROVENT AC program. Check ongoing validity of certification : www.eurovent-certification.com

Single Combination

UNIT				9K	12K
INDOOR				F09MT.NSM	F12MT.NSM
Capacity	Cooling	Min. / Rated / Max.	kW	0.30 / 2.50 / 4.00	0.30 / 3.50 / 4.25
	Heating	Min. / Rated / Max.	kW	0.30 / 3.20 / 6.90	0.30 / 4.00 / 7.32
	Heating -7°C	Rated	kW	4.30	4.70
Power Input	Cooling / Heating	Rated	W	490 / 593	833 / 785
EER			W/W	5.10	4.20
S.E.E.R.				9.40	9.10
P design C			kW	2.50	3.50
COP			W/W	5.40	5.10
S.C.O.P		(Average / Warmer)		5.10 / 6.60	5.10 / 6.60
P design H (Average / Warmer)			kW	3.70 / 2.05	3.80 / 2.05
Energy Label (A+++ to D Scale)	Cooling			A+++	A+++
	Heating	(Average / Warmer)		A+++ / A+++	A+++ / A+++
Annual Energy Consumption	Cooling		kWh	93	135
	Heating	Average	kWh	1,016	1,043
Sound Pressure*	Cooling	S / L / M / H	dB(A)	19 / 27 / 35 / 40	19 / 27 / 35 / 40
	Heating	L / M / H	dB(A)	27 / 35 / 40	27 / 35 / 40
Sound Power	Cooling		dB(A)	60	60
Air Flow Rate	Cooling	S / L / M / H / Max. (Power)	m^3/min	6.6 / 8.7 / 11.1 / 12.4 / 15.5	6.6 / 8.7 / 11.1 / 12.4 / 15,5
	Heating	L / M / H	m^3/min	8.7 / 11.1 / 14.3	8.7 / 11.1 / 14.3
Dehumidification Rate			l/h	1.7	1.7
Running Current	Cooling	Min. / Rated / Max.	A	0.70 /3.80 / 8.10	0.70 / 6.10 / 8.10
	Heating	Min. / Rated / Max.	A	1.05 / 4.60 / 8.80	1.05 / 5.80 / 8.80
Starting Current	Cooling / Heating	Rated	A	3.80 / 4.60	6.10 / 5.80
Power Supply			Ø / V / Hz	1 / 220-240 / 50	1 / 220-240 / 50
Circuit Breaker			A	15	15
Power Supply Cable			N x mm^2	3 x 1.0	3 x 1.0
Power & Transmission Cable			N x mm^2	4 x 1.0 (Including Earth)	4 x 1.0 (Including Earth)
Dimension			mm	875 x 295 x 235	875 x 295 x 235
Net Weight			kg	11.0	11.0
Fan Motor Output			W	30	30
OUTDOOR				F09MT.U24	F12MT.U24
Operation Range	Cooling	Min. / Max.	°C DB	-10 / 48	-10 / 48
	Heating	Min. / Max.	°C DB	-25 / 24	-25 / 24
Sound Pressure*	Cooling / Heating	High	dB(A)	48 / 50	48 / 50
Sound Power	Cooling	High	dB(A)	65	65
Air Flow Rate		High	m^3/min	49	49
Piping	Liquid (ODU / IDU)	Min. / Max.	m	3 / 20	3 / 20
	Elevation (ODU / IDU)	Min. / Max.	m	10	10
Piping Connection	Liquid	OD (Outside)	mm (inch)	6.35 (1/4)	6.35 (1/4)
	Gas	OD (Outside)	mm (inch)	9.52 (3/8)	9.52 (3/8)
Drain Hose Size		OD (Outside)	mm (inch)	21.5 (27/32)	21.5 (27/32)
Refrigerant	Type			R32	R32
	Charge at 7.5m		kg	1.000	1.000
			t-CO_2 eq	0.675	0.675
	Additional Charge		g/m	20	20
	GWP			675	675
Fan Motor Output			W	85	85
Compressor Type				Inverter Twin Rotary	Inverter Twin Rotary
Net Weight			kg	43.0	43.0
Dimension			mm	870 x 650 x 330	870 x 650 x 330
ACCESSORIES & OTHERS					
Multi Compatible				-	-
PI 485				-	-
Dry Contact				Y	Y
Wired Remote Controller				Y	Y

* : Sound Pressure is not a value declared on Eurovent Program.
※ This product contains Fluorinated greenhouse gases (R32).
※ S : Sleep / L : Low / M : Medium / H : High
※ GWP : Global warming potential
※ t-CO_2eq : F-gas(kg)*GWP/1000
※ For our policy of continuous product improvement, specification, design and feature are subject to change without prior notice.
※ Y : Available or Applied / - : Not Available or Not Applied

Wi-Fi R32



DUAL Inverter HeatPump Compressor | Soft Air | Dual Vane | Low Noise 19dB | kW Manager | Human Detecting Sensor | Window Open Detecting | Active Energy Control | Fast Cooling | Fast Heating | Freeze Cleaning | Plasmaster Ionizer++ | Allergy Filter | Auto Cleaning | Low Refrigerant Detection | Mobile LG MV | Embeded Wi-Fi | Voice Control | Gold Fin | Multi Compatible

DUAL Inverter

EUROVENT CERTIFIED PERFORMANCE www.eurovent-certification.com

LG participates in the ECP programme for EUROVENT AC program. Check ongoing validity of certification : www.eurovent-certification.com

Single Combination

UNIT				9K	12K
INDOOR				H09S1P.NS1	H12S1P.NS1
Capacity	Cooling	Min. / Rated / Max.	kW	0.89 / 2.50 / 4.00	0.89 / 3.50 / 4.35
	Heating	Min. / Rated / Max.	kW	0.65 / 3.20 / 5.50	0.65 / 4.00 / 6.00
	Heating -7°C	Rated	kW	3.60	4.00
Power Input	Cooling / Heating	Rated	W	510 / 640	815 / 850
EER			W/W	4.90	4.29
S.E.E.R.				9.7	9.5
P design C			kW	2.5	3.5
COP			W/W	5.00	4.71
S.C.O.P		(Average / Warmer)		5.10 / 6.10	5.10 / 6.10
P design H (Average / Warmer)			kW	2.8 / 1.5	2.8 / 1.5
Energy Label (A+++ to D Scale)	Cooling			A+++	A+++
	Heating	(Average / Warmer)		A+++ / A+++	A+++ / A+++
Annual Energy Consumption	Cooling		kWh	90	129
	Heating	(Average / Warmer)	kWh	769 / 344	769 / 344
Sound Pressure*	Cooling	S / L / M / H	dB(A)	19 / 27 / 35 / 40	19 / 27 / 35 / 40
	Heating	L / M / H	dB(A)	27 / 35 / 40	27 / 35 / 40
Sound Power	Cooling		dB(A)	60	60
Air Flow Rate	Cooling	S / L / M / H / Max. (Power)	m^3/min	2.0 / 5.7 / 8.1 / 10.5 / 13.6	2.0 / 5.7 / 8.1 / 10.5 / 13.6
	Heating	L / M / H	m^3/min	5.7 / 8.1 / 10.5	5.7 / 8.1 / 10.5
Dehumidification Rate			l/h	1.15	1.30
Running Current	Cooling	Min. / Rated / Max.	A	1.3 / 3.1 / 6.0	1.3 / 3.75 / 6.5
	Heating	Min. / Rated / Max.	A	1.3 / 3.2 / 7.0	1.3 / 4.0 / 7.5
Starting Current	Cooling / Heating	Rated	A	3.1 / 3.2	3.75 / 4.0
Power Supply			Ø / V / Hz	1 / 220-240 / 50	1 / 220-240 / 50
Circuit Breaker			A	15	15
Power Supply Cable			N x mm^2	3 x 1.0	3 x 1.0
Power & Transmission Cable			N x mm^2	4 x 1.0 (Including Earth)	4 x 1.0 (Including Earth)
Dimension			mm	895 x 307 x 235	895 x 307 x 235
Net Weight			kg	12.6	12.6
Fan Motor Output			W	30	30
OUTDOOR				H09S1P.U18	H12S1P.U18
Operation Range	Cooling	Min. / Max.	°C DB	-15 / 48	-15 / 48
	Heating	Min. / Max.	°C DB	-15 / 24	-15 / 24
Sound Pressure*	Cooling / Heating	High	dB(A)	49 / 51	49 / 51
Sound Power	Cooling	High	dB(A)	65	65
Air Flow Rate		High	m^3/min	35	35
Piping	Liquid (ODU / IDU)	Min. / Max.	m	3 / 20	3 / 20
	Elevation (ODU / IDU)	Min. / Max.	m	10	10
Piping Connection	Liquid	OD (Outside)	mm (inch)	6.35 (1/4)	6.35 (1/4)
	Gas	OD (Outside)	mm (inch)	9.52 (3/8)	9.52 (3/8)
Drain Hose Size		OD (Outside)	mm (inch)	21.5 (27/32)	21.5 (27/32)
Refrigerant	Type / GWP (Global Warming Potential)		-	R32 / 675	R32 / 675
	Precharged Amount / t-CO_2eq		kg	0.9 / 0.608	0.9 / 0.608
	Chargeless		m	12.5	12.5
	Additional Charge		g/m	20	20
Fan Motor Output			W	43	43
Compressor Type				Twin Rotary	Twin Rotary
Net Weight			kg	29.9	29.9
Dimension			mm	770 x 545 x 288	770 x 545 x 288
ACCESSORIES & OTHERS					
Multi Compatible				Y	Y
PI 485				Y	Y
Dry Contact				Y	Y
Wired Remote Controller				Y	Y

* : Sound Pressure is not a value declared on Eurovent Program.
※ This product contains Fluorinated greenhouse gases (R32).
※ S : Sleep / L : Low / M : Medium / H : High
※ GWP : Global warming potential
※ t-CO_2eq : F-gas(kg)*GWP/1000
※ For our policy of continuous product improvement, specification, design and feature are subject to change without prior notice.
※ Y : Available or Applied / - : Not Available or Not Applied

Wi-Fi R32



DUAL Inverter HeatPump Compressor | Soft Air | Dual Vane | Low Noise 19dB | Comfort Humidity Control | kW Manager | Window Open Detecting | Active Energy Control | Fast Cooling | Fast Heating | Freeze Cleaning | Plasmaster Ionizer++ | Allergy Filter | Auto Cleaning | Low Refrigerant Detection | Mobile LG MV | Embeded Wi-Fi | Voice Control | Gold Fin | Multi Compatible

DUAL Inverter

EUROVENT CERTIFIED PERFORMANCE www.eurovent-certification.com

LG participates in the ECP programme for EUROVENT AC program. Check ongoing validity of certification : www.eurovent-certification.com

Single Combination

UNIT				9K	12K	18K	24K
INDOOR				H09S1D.NS1	H12S1D.NS1	H18S1D.NS1	H24S1D.NS1
Capacity	Cooling	Min. / Rated / Max.	kW	0.89 / 2.50 / 3.80	0.89 / 3.50 / 4.20	0.90 / 5.00 / 5.50	0.90 / 6.60 / 7.42
	Heating	Min. / Rated / Max.	kW	0.65 / 3.20 / 4.90	0.65 / 4.00 / 5.40	0.90 / 5.80 / 6.40	0.90 / 7.50 / 8.64
	Heating -7°C	Rated	kW	3.30	3.60	4.65	6.00
Power Input	Cooling / Heating	Rated	W	555 / 700	890 / 920	1,545 / 1,560	2,164 / 2,238
EER			W/W	4.50	3.93	3.24	3.05
S.E.E.R.				8.7	8.5	7.0	6.9
P design C			kW	2.5	3.5	5.0	6.6
COP			W/W	4.57	4.35	3.72	3.35
S.C.O.P		(Average / Warmer)		4.60 / 5.70	4.60 / 5.70	4.30 / 5.50	4.30 / 5.60
P design H (Average / Warmer)			kW	2.8 / 1.5	2.8 / 1.5	3.9 / 2.1	5.0 / 2.7
Energy Label	Cooling			A+++	A+++	A++	A++
(A+++ to D Scale)	Heating	(Average / Warmer)		A++ / A+++	A++ / A+++	A+ / A+++	A+ / A+++
Annual Energy	Cooling		kWh	101	144	250	335
Consumption	Heating	(Average / Warmer)	kWh	852 / 368	852 / 368	1,270 / 534	1,627 / 675
Sound Pressure*	Cooling	S / L / M / H	dB(A)	19 / 27 / 35 / 40	19 / 27 / 35 / 40	29 / 34 / 39 / 44	31 / 34 / 42 / 47
	Heating	L / M / H	dB(A)	27 / 35 / 40	27 / 35 / 40	34 / 39 / 44	34 / 42 / 47
Sound Power	Cooling		dB(A)	60	60	60	65
Air Flow Rate	Cooling	S / L / M / H / Max. (Power)	m^3/min	2.0 / 5.7 / 8.1 / 10.5 / 13.6	2.0 / 5.7 / 8.1 / 10.5 / 13.6	- / 8.1 / 9.9 / 11.7 / 13.6	- / 7.3 / 10.1 / 12.3 / 14.6
	Heating	L / M / H	m^3/min	5.7 / 8.1 / 10.5	5.7 / 8.1 / 10.5	8.1 / 9.9 / 11.7	7.3 / 10.1 / 12.3
Dehumidification Rate			l/h	1.15	1.3	1.8	2.5
Running Current	Cooling	Min. / Rated / Max.	A	1.5 / 2.6 / 5.5	1.5 / 4.1 / 6.1	1.6 / 6.9 / 9.0	1.6 / 9.8 / 14.0
	Heating	Min. / Rated / Max.	A	1.5 / 3.2 / 6.3	1.5 / 4.25 / 7.0	1.6 / 7.0 / 9.5	1.6 / 10.0 / 14.0
Starting Current	Cooling / Heating	Rated	A	2.6 / 3.2	4.10 / 4.25	6.9 / 7.0	9.8 / 10.0
Power Supply			Ø / V / Hz	1 / 220-240 / 50	1 / 220-240 / 50	1 / 220-240 / 50	1 / 220-240 / 50
Circuit Breaker			A	15	15	20	25
Power Supply Cable			N x mm^2	3 x 1.0	3 x 1.0	3 x 1.5	3 x 2.5
Power & Transmission Cable			N x mm^2	4 x 1.0 (Including Earth)	4 x 1.0 (Including Earth)	4 x 1.0 (Including Earth)	4 x 1.0 (Including Earth)
Dimension			mm	895 X 307 X 235	895 x 307 x 235	895 x 307 x 235	895 x 307 x 235
Net Weight			kg	11.0	11.0	12.8	12.8
Fan Motor Output			W	30	30	30	30
OUTDOOR				H09S1D.U12	H12S1D.U12	H18S1D.U18	H24S1D.U24
Operation Range	Cooling	Min. / Max.	°C DB	-15 / 48	-15 / 48	-15 / 48	-15 / 48
	Heating	Min. / Max.	°C DB	-15 / 24	-15 / 24	-15 / 24	-15 / 24
Sound Pressure*	Cooling / Heating	High	dB(A)	49 / 51	49 / 51	53 / 55	54 / 57
Sound Power	Cooling	High	dB(A)	65	65	65	70
Air Flow Rate		High	m^3/min	27	27	35	49
Piping	Liquid (ODU / IDU)	Min. / Max.	m	3 / 20	3 / 20	3 / 20	3 / 30
	Elevation (ODU / IDU)	Min. / Max.	m	7	7	10	15
Piping Connection	Liquid	OD (Outside)	mm (inch)	6.35 (1/4)	6.35 (1/4)	6.35 (1/4)	6.35 (1/4)
	Gas	OD (Outside)	mm (inch)	9.52 (3/8)	9.52 (3/8)	12.7 (1/2)	15.88 (5/8)
Drain Hose Size		OD (Outside)	mm (inch)	21.5 (27/32)	21.5 (27/32)	21.5 (27/32)	21.5 (27/32)
Refrigerant	Type / GWP (Global Warming Potential)		-	R32 / 675	R32 / 675	R32 / 675	R32 / 675
	Precharged Amount / t-CO_2eq		kg	0.8 / 0.540	0.8 / 0.540	1.05 / 0.709	1.15 / 0.776
	Chargeless		m	12.5	12.5	7.5	7.5
	Additional Charge		g/m	20	20	20	20
Fan Motor Output			W	43	43	43	85
Compressor Type				Twin Rotary	Twin Rotary	Twin Rotary	Twin Rotary
Net Weight			kg	25.1	25.1	34.4	44.0
Dimension			mm	717 x 495 x 230	717 x 495 x 230	770 x 545 x 288	870 x 650 x 330
ACCESSORIES & OTHERS							
Multi Compatible				Y	Y	Y	Y
PI 485				N	N	Y	Y
Dry Contact				Y	Y	Y	Y
Wired Remote Controller				Y	Y	Y	Y

* : Sound Pressure is not a value declared on Eurovent Program.
※ This product contains Fluorinated greenhouse gases (R32).
※ S : Sleep / L : Low / M : Medium / H : High
※ GWP : Global warming potential
※ t-CO_2eq : F-gas(kg)*GWP/1000
※ For our policy of continuous product improvement, specification, design and feature are subject to change without prior notice.
※ Y : Available or Applied / - : Not Available or Not Applied

Wi-Fi R32 UVnano™



DUAL Inverter HeatPump Compressor | Low Noise 19dB | Active Energy Control | Fast Cooling | Fast Heating | Plasmaster Ionizer++ | Allergy Filter | Auto Cleaning | Low Refrigerant Detection | Mobile LG MV | Embeded Wi-Fi | Smart Diagnosis | Voice Control | Gold Fin | Multi Compatible

DUAL Inverter

EUROVENT CERTIFIED PERFORMANCE www.eurovent-certification.com

LG participates in the ECP programme for EUROVENT AC program. Check ongoing validity of certification : www.eurovent-certification.com

Single Combination

UNIT				9K	12K	18K	24K
INDOOR				DC09RK.NSJ	DC12RK.NSJ	DC18RK.NSK	DC24RK.NSK
Capacity	Cooling	Min. / Rated / Max.	kW	0.89 / 2.50 / 3.70	0.89 / 3.50 / 4.04	0.90 / 5.00 / 5.50	0.90 / 6.60 / 7.42
	Heating	Min. / Rated / Max.	kW	0.89 / 3.20 / 5.00	0.89 / 4.00 / 6.00	0.90 / 5.80 / 6.40	0.90 / 7.50 / 8.64
	Heating -7°C	Rated	kW	3.20	3.50	4.20	6.00
Power Input	Cooling / Heating	Rated	W	572 / 711	933 / 976	1,562 / 1,611	2,164 / 2,238
EER			W/W	4.37	3.75	3.20	3.05
S.E.E.R.				7.90	7.60	7.00	6.90
P design C			kW	2.50	3.50	5.00	6.60
COP			W/W	4.50	4.10	3.60	3.35
S.C.O.P		(Average / Warmer)		4.60 / 5.40	4.60 / 5.40	4.30 / 5.30	4.30 / 5.30
P design H (Average / Warmer)			kW	2.80 / 1.50	2.90 / 1.50	3.90 / 2.10	5.00 / 2.70
Energy Label	Cooling			A++	A++	A++	A++
(A+++ to D Scale)	Heating	(Average / Warmer)		A++ / A++	A++ / A++	A+ / A+++	A+ / A+++
Annual Energy	Cooling		kWh	111	161	250	335
Consumption	Heating	(Average / Warmer)	kWh	852 / 389	883 / 389	1,270 / 555	1,628 / 713
Sound Pressure*	Cooling	S / L / M / H	dB(A)	19 / 27 / 37 / 42	19 / 27 / 37 / 42	31 / 34 / 39 / 44	31 / 34 / 42 / 47
	Heating	L / M / H	dB(A)	27 / 37 / 42	27 / 37 / 42	34 / 39 / 44	34 / 42 / 47
Sound Power	Cooling		dB(A)	60	60	60	65
Air Flow Rate	Cooling	S / L / M / H / Max. (Power)	m^3/min	3.5 / 5.5 / 9.0 / 11.0 /13.0	3.5 / 5.5 / 9.0 / 11.0 /13.0	8.0 / 10.5 / 13.0 / 14.5 /15.5	8.0 / 10.5 / 13.1 / 16.1 /18.3
	Heating	L / M / H	m^3/min	6.5 / 9.0 / 11.0	6.5 / 9.0 / 11.0	11.0 / 13.5 / 16.0	11.0 / 14.3 / 17.6
Dehumidification Rate			l/h	1.1	1.3	1.8	2.5
Running Current	Cooling	Min. / Rated / Max.	A	1.00 / 2.50 / 6.00	1.00 / 4.00 / 6.00	1.20 / 6.90 / 9.00	1.20 / 9.80 / 14.00
	Heating	Min. / Rated / Max.	A	1.00 / 3.20 / 7.00	1.00 / 4.30 / 7.00	1.20 / 7.10 / 9.50	1.20 / 10.00 / 14.00
Starting Current	Cooling / Heating	Rated	A	2.50 / 3.20	4.00 / 4.30	6.90 / 7.10	9.80 / 10.00
Power Supply			Ø / V / Hz	1 / 220-240 / 50	1 / 220-240 / 50	1 / 220-240 / 50	1 / 220-240 / 50
Circuit Breaker			A	15	15	20	25
Power Supply Cable			N x mm^2	3 x 1.0	3 x 1.0	3 x 1.5	3 x 2.5
Power & Transmission Cable			N x mm^2	4 x 1.0 (Including Earth)	4 x 1.0 (Including Earth)	4 x 1.0 (Including Earth)	4 x 1.0 (Including Earth)
Dimension			mm	837 x 308 x 189	837 x 308 x 189	998 x 345 x 210	998 x 345 x 210
Net Weight			kg	9.1	9.1	11.9	12.7
Fan Motor Output			W	30	30	30	58
OUTDOOR				DC09RK.UL2	DC12RK.UL2	DC18RK.UL2	DC24RK.U24
Operation Range	Cooling	Min. / Max.	°C DB	-15 / 48	-15 / 48	-15 / 48	-15 / 48
	Heating	Min. / Max.	°C DB	-15 / 24	-15 / 24	-10 / 24	-10 / 24
Sound Pressure*	Cooling / Heating	High	dB(A)	49 / 51	49 / 51	53 / 55	54 / 57
Sound Power	Cooling	High	dB(A)	65	65	65	70
Air Flow Rate		High	m^3/min	35	35	35	49
Piping	Liquid (ODU / IDU)	Min. / Max.	m	3 / 20	3 / 20	3 / 20	3 / 30
	Elevation (ODU / IDU)	Min. / Max.	m	10	10	10	15
Piping Connection	Liquid	OD (Outside)	mm (inch)	6.35 (1/4)	6.35 (1/4)	6.35 (1/4)	6.35 (1/4)
	Gas	OD (Outside)	mm (inch)	9.52 (3/8)	9.52 (3/8)	12.7 (1/2)	15.88 (5/8)
Drain Hose Size		OD (Outside)	mm (inch)	21.5 (27/32)	21.5 (27/32)	21.5 (27/32)	21.5 (27/32)
Refrigerant	Type / GWP (Global Warming Potential)		-	R32 / 675	R32 / 675	R32 / 675	R32 / 675
	Precharged Amount / t-CO_2eq		kg	0.8 / 0.540	0.8 / 0.540	1.0 / 0.675	1.1 / 0.743
	Chargeless		m	12.5	12.5	12.5	7.5
	Additional Charge		g/m	20	20	20	20
Fan Motor Output			W	43	43	43	85
Compressor Type				Inverter Twin Rotary	Inverter Twin Rotary	Inverter Twin Rotary	Inverter Twin Rotary
Net Weight			kg	34.1	34.1	34.4	46.0
Dimension			mm	770 x 545 x 288	770 x 545 x 288	770 x 545 x 288	870 x 650 x 330
ACCESSORIES & OTHERS							
Multi Compatible				Y	Y	Y	Y
PI 485				Y	Y	Y	Y
Dry Contact				Y	Y	Y	Y
Wired Remote Controller				Y	Y	Y	Y

* : Sound Pressure is not a value declared on Eurovent Program.
※ This product contains Fluorinated greenhouse gases (R32).
※ S : Sleep / L : Low / M : Medium / H : High
※ GWP : Global warming potential
※ t-CO_2eq : F-gas(kg)*GWP/1000
※ For our policy of continuous product improvement, specification, design and feature are subject to change without prior notice.
※ Y : Available or Applied / - : Not Available or Not Applied

Wi-Fi R32

DUAL Inverter Heat&Cool Compressor | Low Noise 19dB | Active Energy Control | Fast Cooling | Fast Heating | Plasmaster Ionizer++ | Auto Cleaning
Low Refrigerant Detection | Mobile LG MV | Embeded Wi-Fi | Smart Diagnosis | Voice Control | Gold Fin | Multi Compatible



DUAL Inverter

EUROVENT CERTIFIED PERFORMANCE www.eurovent-certification.com

LG participates in the ECP programme for EUROVENT AC program. Check ongoing validity of certification : www.eurovent-certification.com

Single Combination

UNIT				9K	12K
INDOOR				DC09RT.NSJ	DC12RT.NSJ
Capacity	Cooling	Min. / Rated / Max.	kW	0.89 / 2.50 / 3.70	0.89 / 3.50 / 4.04
	Heating	Min. / Rated / Max.	kW	0.89 / 3.30 / 4.10	0.89 / 4.00 / 5.10
	Heating -7°C	Rated	kW	2.60	3.00
Power Input	Cooling / Heating	Rated	W	656 / 800	1,080 / 1,050
EER			W/W	3.81	3.24
S.E.E.R.				7.00	6.60
P design C			kW	2.50	3.50
COP			W/W	4.13	3.81
S.C.O.P		(Average / Warmer)		4.00 / 4.90	4.00 / 4.90
P design H (Average / Warmer)			kW	2.50 / 1.30	2.50 / 1.30
Energy Label (A+++ to D Scale)	Cooling			A++	A++
	Heating	(Average / Warmer)		A+ / A++	A+ / A++
Annual Energy Consumption	Cooling		kWh	125	186
	Heating	(Average / Warmer)	kWh	875 / 371	875 / 371
Sound Pressure*	Cooling	S / L / M / H	dB(A)	19 / 27 / 35 / 41	19 / 27 / 35 / 41
	Heating	L / M / H	dB(A)	27 / 35 / 41	27 / 35 / 41
Sound Power	Cooling		dB(A)	59	59
Air Flow Rate	Cooling	S / L / M / H / Max. (Power)	m^3/min	3.0 / 4.2 / 7.5 / 10.0 / 12.5	3.0 / 4.2 / 7.5 / 10.0 / 12.5
	Heating	L / M / H	m^3/min	5.6 / 7.2 / 10.0	5.6 / 7.2 / 10.0
Dehumidification Rate			l/h	1.1	1.3
Running Current	Cooling	Min. / Rated / Max.	A	1.10 / 3.30 / 6.00	1.10 / 4.70 / 6.00
	Heating	Min. / Rated / Max.	A	1.10 / 4.00 / 7.00	1.10 / 4.70 / 7.00
Starting Current	Cooling / Heating	Rated	A	3.30 / 4.00	4.70 / 4.70
Power Supply			Ø / V / Hz	1 / 220-240 / 50	1 / 220-240 / 50
Circuit Breaker			A	15	15
Power Supply Cable			N x mm^2	3 x 1.0	3 x 1.0
Power & Transmission Cable			N x mm^2	4 x 1.0 (Including Earth)	4 x 1.0 (Including Earth)
Dimension			mm	837 x 308 x 189	837 x 308 x 189
Net Weight			kg	9.1	9.1
Fan Motor Output			W	30	30
OUTDOOR				DC09RT.UA3	DC12RT.UA3
Operation Range	Cooling	Min. / Max.	°C DB	-10 / 48	-10 / 48
	Heating	Min. / Max.	°C DB	-10 / 24	-10 / 24
Sound Pressure*	Cooling / Heating	High	dB(A)	48 / 50	48 / 50
Sound Power	Cooling	High	dB(A)	65	65
Air Flow Rate		High	m^3/min	27	27
Piping	Liquid (ODU / IDU)	Min. / Max.	m	3 / 15	3 / 15
	Elevation (ODU / IDU)	Min. / Max.	m	7	7
Piping Connection	Liquid	OD (Outside)	mm (inch)	6.35 (1/4)	6.35 (1/4)
	Gas	OD (Outside)	mm (inch)	9.52 (3/8)	9.52 (3/8)
Drain Hose Size		OD (Outside)	mm (inch)	21.5 (27/32)	21.5 (27/32)
Refrigerant	Type			R32	R32
	Charge at 7.5m		kg	0.700	0.700
			t-CO_2 eq	0.473	0.473
	Additional Charge		g/m	20	20
	GWP			675	675
Fan Motor Output			W	43	43
Compressor Type				Inverter Twin Rotary	Inverter Twin Rotary
Net Weight			kg	25.1	25.1
Dimension			mm	717 x 495 x 230	717 x 495 x 230
ACCESSORIES & OTHERS					
Multi Compatible				Y	Y
PI 485				Y	Y
Dry Contact				Y	Y
Wired Remote Controller				Y	Y

* : Sound Pressure is not a value declared on Eurovent Program.
※ This product contains Fluorinated greenhouse gases (R32).
※ S : Sleep / L : Low / M : Medium / H : High
※ GWP : Global warming potential
※ t-CO_2eq : F-gas(kg)*GWP/1000
※ For our policy of continuous product improvement, specification, design and feature are subject to change without prior notice.
※ Y : Available or Applied / - : Not Available or Not Applied

Wi-Fi R32

DUAL Inverter Heat&Cool Compressor | Low Noise 19dB | Active Energy Control | Fast Cooling | Fast Heating | Allergy Filter | Auto Cleaning
Low Refrigerant Detection | Mobile LG MV | Embeded Wi-Fi | Smart Diagnosis | Voice Control | Gold Fin | Multi Compatible



DUAL Inverter

EUROVENT CERTIFIED PERFORMANCE www.eurovent-certification.com

LG participates in the ECP programme for EUROVENT AC program. Check ongoing validity of certification : www.eurovent-certification.com

Single Combination

UNIT				9K	12K	18K	24K
INDOOR				PC09SK.NSJ	PC12SK.NSJ	PC18SK.NSK	PC24SK.NSK
Capacity	Cooling	Min. / Rated / Max.	kW	0.89 / 2.50 / 3.70	0.89 / 3.50 / 4.04	0.90 / 5.00 / 5.50	0.90 / 6.60 / 7.42
	Heating	Min. / Rated / Max.	kW	0.89 / 3.30 / 4.10	0.89 / 4.00 / 5.10	0.90 / 5.80 / 6.40	0.90 / 7.50 / 8.64
	Heating -7°C	Rated	kW	2.60	3.00	4.20	6.00
Power Input	Cooling / Heating	Rated	W	656 / 800	1,080 / 1,050	1,562 / 1,611	2,164 / 2,238
EER			W/W	3.81	3.24	3.20	3.05
S.E.E.R.				7.00	6.60	7.00	6.90
P design C			kW	2.50	3.50	5.00	6.60
COP			W/W	4.13	3.81	3.60	3.35
S.C.O.P		(Average / Warmer)		4.00 / 4.90	4.00 / 4.90	4.30 / 5.30	4.30 / 5.30
P design H (Average / Warmer)			kW	2.50 / 1.30	2.50 / 1.30	3.90 / 2.10	5.00 / 2.70
Energy Label (A+++ to D Scale)	Cooling			A++	A++	A++	A++
	Heating	(Average / Warmer)		A+ / A++	A+ / A++	A+ / A+++	A+ / A+++
Annual Energy Consumption	Cooling		kWh	125	186	250	335
	Heating	(Average / Warmer)	kWh	875 / 371	875 / 371	1,270 / 555	1,628 / 713
Sound Pressure*	Cooling	S / L / M / H	dB(A)	19 / 27 / 35 / 41	19 / 27 / 35 / 41	31 / 34 / 39 / 44	31 / 34 / 42 / 47
	Heating	L / M / H	dB(A)	27 / 35 / 41	27 / 35 / 41	34 / 39 / 44	34 / 42 / 47
Sound Power	Cooling		dB(A)	59	59	60	65
Air Flow Rate	Cooling	S / L / M / H / Max. (Power)	m^3/min	3.0 / 4.2 / 7.5 / 10.0 / 12.5	3.0 / 4.2 / 7.5 / 10.0 / 12.5	8.0 / 10.5 / 13.0 / 14.5 / 15.5	8.0 / 10.5 / 13.1 / 16.1 / 18.3
	Heating	L / M / H	m^3/min	5.6 / 7.2 / 10.0	5.6 / 7.2 / 10.0	11.0 / 13.5 / 16.0	11.0 / 14.3 / 17.6
Dehumidification Rate			l/h	1.1	1.3	1.8	2.5
Running Current	Cooling	Min. / Rated / Max.	A	1.10 / 3.30 / 6.00	1.10 / 4.70 / 6.00	1.20 / 6.90 / 9.00	1.20 / 9.80 / 14.00
	Heating	Min. / Rated / Max.	A	1.10 / 4.00 / 7.00	1.10 / 4.70 / 7.00	1.20 / 7.10 / 9.50	1.20 / 10.00 / 14.00
Starting Current	Cooling / Heating	Rated	A	3.30 / 4.00	4.70 / 4.70	6.90 / 7.10	9.80 / 10.00
Power Supply			Ø / V / Hz	1 / 220-240 / 50	1 / 220-240 / 50	1 / 220-240 / 50	1 / 220-240 / 50
Circuit Breaker			A	15	15	20	25
Power Supply Cable			N x mm^2	3 x 1.0	3 x 1.0	3 x 1.5	3 x 2.5
Power & Transmission Cable			N x mm^2	4 x 1.0 (Including Earth)	4 x 1.0 (Including Earth)	4 x 1.0 (Including Earth)	4 x 1.0 (Including Earth)
Dimension			mm	837 x 308 x 189	837 x 308 x 189	998 x 345 x 210	998 x 345 x 210
Net Weight			kg	8.7	8.7	11.9	12.7
Fan Motor Output			W	30	30	30	58
OUTDOOR				PC09SK.UA3	PC12SK.UA3	PC18SK.UL2	PC24SK.U24
Operation Range	Cooling	Min. / Max.	°C DB	-10 / 48	-10 / 48	-15 / 48	-15 / 48
	Heating	Min. / Max.	°C DB	-10 / 24	-10 / 24	-10 / 24	-10 / 24
Sound Pressure*	Cooling / Heating	High	dB(A)	48 / 50	48 / 50	53 / 55	54 / 57
Sound Power	Cooling	High	dB(A)	65	65	65	70
Air Flow Rate		High	m^3/min	27	27	35	49
Piping	Liquid (ODU / IDU)	Min. / Max.	m	3 / 15	3 / 15	3 / 20	3 / 30
	Elevation (ODU / IDU)	Min. / Max.	m	7	7	10	15
Piping Connection	Liquid	OD (Outside)	mm (inch)	6.35 (1/4)	6.35 (1/4)	6.35 (1/4)	6.35 (1/4)
	Gas	OD (Outside)	mm (inch)	9.52 (3/8)	9.52 (3/8)	12.7 (1/2)	15.88 (5/8)
Drain Hose Size		OD (Outside)	mm (inch)	21.5 (27/32)	21.5 (27/32)	21.5 (27/32)	21.5 (27/32)
Refrigerant	Type			R32	R32	R32	R32
	Charge at 7.5m		kg	0.700	0.700	1.000	1.100
			t-CO_2 eq	0.473	0.473	0.675	0.743
	Additional Charge		g/m	20	20	20	20
	GWP			675	675	675	675
Fan Motor Output			W	43	43	43	85
Compressor Type				Inverter Twin Rotary	Inverter Twin Rotary	Inverter Twin Rotary	Inverter Twin Rotary
Net Weight			kg	25.1	25.1	34.4	46.0
Dimension			mm	717 x 495 x 230	717 x 495 x 230	770 x 545 x 288	870 x 650 x 330
ACCESSORIES & OTHERS							
Multi Compatible				Y	Y	Y	Y
PI 485				-	-	-	-
Dry Contact				Y	Y	Y	Y
Wired Remote Controller				Y	Y	Y	Y

* : Sound Pressure is not a value declared on Eurovent Program.
※ This product contains Fluorinated greenhouse gases (R32).
※ S : Sleep / L : Low / M : Medium / H : High
※ GWP : Global warming potential
※ t-CO_2eq : F-gas(kg)*GWP/1000
※ For our policy of continuous product improvement, specification, design and feature are subject to change without prior notice.
※ Y : Available or Applied / - : Not Available or Not Applied

Wi-Fi

R32

DUAL Inverter HeatPump Compressor | Low Noise 19dB | Active Energy Control | Fast Cooling | Fast Heating | Auto Cleaning
Low Refrigerant Detection | Mobile LG MV | Embeded Wi-Fi | Smart Diagnosis | Voice Control | Gold Fin | Multi Compatible



DUAL Inverter

EUROVENT CERTIFIED PERFORMANCE www.eurovent-certification.com

LG participates in the ECP programme for EUROVENT AC program.
Check ongoing validity of certification : www.eurovent-certification.com

Single Combination

UNIT				9K	12K	18K	24K
INDOOR				S09ET.NSJ	S12ET.NSJ	S18ET.NSK	S24ET.NSK
Capacity	Cooling	Min. / Rated / Max.	kW	0.89 / 2.50 / 3.70	0.89 / 3.50 / 4.04	0.90 / 5.00 / 5.50	0.90 / 6.60 / 7.42
	Heating	Min. / Rated / Max.	kW	0.89 / 3.30 / 4.10	0.89 / 4.00 / 5.10	0.90 / 5.80 / 6.40	0.90 / 7.50 / 8.64
	Heating -7°C	Rated	kW	2.60	3.00	4.20	6.00
Power Input	Cooling / Heating	Rated	W	656 / 800	1,080 / 1,050	1,562 / 1,611	2164 / 2238
EER			W/W	3.81	3.24	3.20	3.05
S.E.E.R.				7.00	6.60	7.00	6.90
P design C			kW	2.50	3.50	5.00	6.60
COP			W/W	4.13	3.81	3.60	3.35
S.C.O.P		(Average / Warmer)		4.00 / 4.90	4.00 / 4.90	4.30 / 5.30	4.30 / 5.30
P design H (Average / Warmer)			kW	2.50 / 1.30	2.50 / 1.30	3.90 / 2.10	5.00 / 2.70
Energy Label	Cooling			A++	A++	A++	A++
(A+++ to D Scale)	Heating	(Average / Warmer)		A+ / A++	A+ / A++	A+ / A+++	A+ / A+++
Annual Energy	Cooling		kWh	125	186	250	335
Consumption	Heating	(Average / Warmer)	kWh	875 / 371	875 / 371	1,270 / 555	1,628 / 713
Sound Pressure*	Cooling	S / L / M / H	dB(A)	19 / 27 / 35 / 41	19 / 27 / 35 / 41	31 / 34 / 39 / 44	31 / 34 / 42 / 47
	Heating	L / M / H	dB(A)	27 / 35 / 41	27 / 35 / 41	34 / 39 / 44	34 / 42 / 47
Sound Power	Cooling		dB(A)	59	59	60	65
Air Flow Rate	Cooling	S / L / M / H / Max. (Power)	m^3/min	3.0 / 4.2 / 7.5 / 10.0 / 12.5	3.0 / 4.2 / 7.5 / 10.0 / 12.5	8.0 / 10.5 / 13.0 / 14.5 / 15.5	8.0 / 10.5 / 13.1 / 16.1 / 18.3
	Heating	L / M / H	m^3/min	5.6 / 7.2 / 10.0	5.6 / 7.2 / 10.0	11.0 / 13.5 / 16.0	11.0 / 14.3 / 17.6
Dehumidification Rate			l/h	1.1	1.3	1.8	2.5
Running Current	Cooling	Min. / Rated / Max.	A	1.10 / 3.30 / 6.00	1.10 / 4.70 / 6.00	1.20 / 6.90 / 9.00	1.20 / 9.80 / 14.00
	Heating	Min. / Rated / Max.	A	1.10 / 4.00 / 7.00	1.10 / 4.70 / 7.00	1.20 / 7.10 / 9.50	1.20 / 10.00 / 14.00
Starting Current	Cooling / Heating	Rated	A	3.30 / 4.00	4.70 / 4.70	6.90 / 7.10	9.80 / 10.00
Power Supply			Ø / V / Hz	1 / 220-240 / 50	1 / 220-240 / 50	1 / 220-240 / 50	1 / 220-240 / 50
Circuit Breaker			A	15	15	20	25
Power Supply Cable			N x mm^2	3 x 1.0	3 x 1.0	3 x 1.5	3 x 2.5
Power & Transmission Cable			N x mm^2	4 x 1.0 (Including Earth)	4 x 1.0 (Including Earth)	4 x 1.0 (Including Earth)	4 x 1.0 (Including Earth)
Dimension			mm	837 x 308 x 189	837 x 308 x 189	998 x 345 x 210	998 x 345 x 210
Net Weight			kg	8.7	8.7	11.9	12.7
Fan Motor Output			W	30	30	30	58
OUTDOOR				S09ET.UA3	S12ET.UA3	S18ET.UL2	S24ET.U24
Operation Range	Cooling	Min. / Max.	°C DB	-10 / 48	-10 / 48	-15 / 48	-15 / 48
	Heating	Min. / Max.	°C DB	-10 / 24	-10 / 24	-10 / 24	-10 / 24
Sound Pressure*	Cooling / Heating	High	dB(A)	48 / 50	48 / 50	53 / 55	54 / 57
Sound Power	Cooling	High	dB(A)	65	65	65	70
Air Flow Rate		High	m^3/min	27	27	35	49
Piping	Liquid (ODU / IDU)	Min. / Max.	m	3 / 15	3 / 15	3 / 20	3 / 30
	Elevation (ODU / IDU)	Min. / Max.	m	7	7	10	15
Piping Connection	Liquid	OD (Outside)	mm (inch)	6.35 (1/4)	6.35 (1/4)	6.35 (1/4)	6.35 (1/4)
	Gas	OD (Outside)	mm (inch)	9.52 (3/8)	9.52 (3/8)	12.7 (1/2)	15.88 (5/8)
Drain Hose Size		OD (Outside)	mm (inch)	21.5 (27/32)	21.5 (27/32)	21.5 (27/32)	21.5 (27/32)
Refrigerant	Type			R32	R32	R32	R32
	Charge at 7.5m		kg	0.700	0.700	1.000	1.100
			t-CO_2 eq	0.473	0.473	0.675	0.743
	Additional Charge		g/m	20	20	20	20
	GWP			675	675	675	675
Fan Motor Output			W	43	43	43	85
Compressor Type				Inverter Twin Rotary	Inverter Twin Rotary	Inverter Twin Rotary	Inverter Twin Rotary
Net Weight			kg	25.1	25.1	34.4	46.0
Dimension			mm	717 x 495 x 230	717 x 495 x 230	770 x 545 x 288	870 x 650 x 330
ACCESSORIES & OTHERS							
Multi Compatible				Y	Y	Y	Y
PI 485				-	-	-	-
Dry Contact				Y	Y	Y	Y
Wired Remote Controller				Y	Y	Y	Y

* : Sound Pressure is not a value declared on Eurovent Program.
※ This product contains Fluorinated greenhouse gases (R32).
※ S : Sleep / L : Low / M : Medium / H : High
※ GWP : Global warming potential
※ t-CO_2eq : F-gas(kg)*GWP/1000
※ For our policy of continuous product improvement, specification, design and feature are subject to change without prior notice.
※ Y : Available or Applied / - : Not Available or Not Applied

R32

DUAL Inverter HeatPump Compressor | Low Noise 19dB | Active Energy Control | Fast Cooling | Fast Heating | Auto Cleaning
Low Refrigerant Detection | Mobile LG MV | Smart Diagnosis | Gold Fin | Multi Compatible



DUAL Inverter

EUROVENT CERTIFIED PERFORMANCE www.eurovent-certification.com

LG participates in the ECP programme for EUROVENT AC program.
Check ongoing validity of certification : www.eurovent-certification.com

Single Combination

UNIT				9K	12K	18K	24K
INDOOR				S09EQ.NSJ	S12EQ.NSJ	S18EQ.NSK	S24EQ.NSK
Capacity	Cooling	Min. / Rated / Max.	kW	0.89 / 2.50 / 3.70	0.89 / 3.50 / 4.04	0.90 / 5.00 / 5.50	0.90 / 6.60 / 7.42
	Heating	Min. / Rated / Max.	kW	0.89 / 3.30 / 4.10	0.89 / 4.00 / 5.10	0.90 / 5.80 / 6.40	0.90 / 7.50 / 8.64
	Heating -7°C	Rated	kW	2.60	3.00	4.20	6.00
Power Input	Cooling / Heating	Rated	W	656 / 800	1,080 / 1,050	1,562 / 1,611	2,164 / 2,238
EER			W/W	3.81	3.24	3.20	3.05
S.E.E.R.				7.00	6.60	7.00	6.90
P design C			kW	2.50	3.50	5.00	6.60
COP			W/W	4.13	3.81	3.60	3.35
S.C.O.P		(Average / Warmer)		4.00 / 4.90	4.00 / 4.90	4.30 / 5.30	4.30 / 5.30
P design H (Average / Warmer)			kW	2.50 / 1.30	2.50 / 1.30	3.90 / 2.10	5.00 / 2.70
Energy Label	Cooling			A++	A++	A++	A++
(A+++ to D Scale)	Heating	(Average / Warmer)		A+ / A++	A+ / A++	A+ / A+++	A+ / A+++
Annual Energy	Cooling		kWh	125	186	250	335
Consumption	Heating	(Average / Warmer)	kWh	875 / 371	875 / 371	1,270 / 555	1,628 / 713
Sound Pressure*	Cooling	S / L / M / H	dB(A)	19 / 27 / 35 / 41	19 / 27 / 35 / 41	31 / 34 / 39 / 44	31 / 34 / 42 / 47
	Heating	L / M / H	dB(A)	27 / 35 / 41	27 / 35 / 41	34 / 39 / 44	34 / 42 / 47
Sound Power	Cooling		dB(A)	59	59	60	65
Air Flow Rate	Cooling	S / L / M / H / Max. (Power)	m^3/min	3.0 / 4.2 / 7.5 / 10.0 / 12.5	3.0 / 4.2 / 7.5 / 10.0 / 12.5	8.0 / 10.5 / 13.0 / 14.5 / 15.5	8.0 / 10.5 / 13.1 / 16.1 / 18.3
	Heating	L / M / H	m^3/min	5.6 / 7.2 / 10.0	5.6 / 7.2 / 10.0	11.0 / 13.5 / 16.0	11.0 / 14.3 / 17.6
Dehumidification Rate			l/h	1.1	1.3	1.8	2.5
Running Current	Cooling	Min. / Rated / Max.	A	1.10 / 3.30 / 6.00	1.10 / 4.70 / 6.00	1.20 / 6.90 / 9.00	1.20 / 9.80 / 14.00
	Heating	Min. / Rated / Max.	A	1.10 / 4.00 / 7.00	1.10 / 4.70 / 7.00	1.20 / 7.10 / 9.50	1.20 / 10.00 / 14.00
Starting Current	Cooling / Heating	Rated	A	3.30 / 4.00	4.70 / 4.70	6.90 / 7.10	9.80 / 10.00
Power Supply			Ø / V / Hz	1 / 220-240 / 50	1 / 220-240 / 50	1 / 220-240 / 50	1 / 220-240 / 50
Circuit Breaker			A	15	15	20	25
Power Supply Cable			N x mm^2	3 x 1.0	3 x 1.0	3 x 1.5	3 x 2.5
Power & Transmission Cable			N x mm^2	4 x 1.0 (Including Earth)	4 x 1.0 (Including Earth)	4 x 1.0 (Including Earth)	4 x 1.0 (Including Earth)
Dimension			mm	837 x 308 x 189	837 x 308 x 189	998 x 345 x 210	998 x 345 x 210
Net Weight			kg	8.7	8.7	11.9	12.7
Fan Motor Output			W	30	30	30	58
OUTDOOR				S09EQ.UA3	S12EQ.UA3	S18EQ.UL2	S24EQ.U24
Operation Range	Cooling	Min. / Max.	°C DB	-10 / 48	-10 / 48	-15 / 48	-15 / 48
	Heating	Min. / Max.	°C DB	-10 / 24	-10 / 24	-10 / 24	-10 / 24
Sound Pressure*	Cooling / Heating	High	dB(A)	48 / 50	48 / 50	53 / 55	54 / 57
Sound Power	Cooling	High	dB(A)	65	65	65	70
Air Flow Rate		High	m^3/min	27	27	35	49
Piping	Liquid (ODU / IDU)	Min. / Max.	m	3 / 15	3 / 15	3 / 20	3 / 30
	Elevation (ODU / IDU)	Min. / Max.	m	7	7	10	15
Piping Connection	Liquid	OD (Outside)	mm (inch)	6.35 (1/4)	6.35 (1/4)	6.35 (1/4)	6.35 (1/4)
	Gas	OD (Outside)	mm (inch)	9.52 (3/8)	9.52 (3/8)	12.7 (1/2)	15.88 (5/8)
Drain Hose Size		OD (Outside)	mm (inch)	21.5 (27/32)	21.5 (27/32)	21.5 (27/32)	21.5 (27/32)
Refrigerant	Type			R32	R32	R32	R32
	Charge at 7.5m		kg	0.700	0.700	1.000	1.100
			t-CO_2 eq	0.473	0.473	0.675	0.743
	Additional Charge		g/m	20	20	20	20
	GWP			675	675	675	675
Fan Motor Output			W	43	43	43	85
Compressor Type				Inverter Twin Rotary	Inverter Twin Rotary	Inverter Twin Rotary	Inverter Twin Rotary
Net Weight			kg	25.1	25.1	34.4	46.0
Dimension			mm	717 x 495 x 230	717 x 495 x 230	770 x 545 x 288	870 x 650 x 330
ACCESSORIES & OTHERS							
Multi Compatible				-	-	-	-
PI 485				-	-	-	-
Dry Contact				-	-	-	-
Wired Remote Controller				-	-	-	-

* : Sound Pressure is not a value declared on Eurovent Program.
※ This product contains Fluorinated greenhouse gases (R32).
※ S : Sleep / L : Low / M : Medium / H : High
※ GWP : Global warming potential
※ t-CO_2eq : F-gas(kg)*GWP/1000
※ For our policy of continuous product improvement, specification, design and feature are subject to change without prior notice.
※ Y : Available or Applied / - : Not Available or Not Applied

R32

Fast Cooling

Fast Heating



EUROVENT CERTIFIED PERFORMANCE www.eurovent-certification.com

LG participates in the ECP programme for EUROVENT AC program.
Check ongoing validity of certification : www.eurovent-certification.com

Single Combination

UNIT				9K	12K
INDOOR				W09TE.NEU	W12TE.NEU
Capacity	Cooling	Min. / Rated / Max.	kW	0.94 / 2.50 / 3.30	1.00 / 3.30 / 3.77
	Heating	Min. / Rated / Max.	kW	0.94 / 2.61 / 3.36	1.00 / 3.42 / 3.81
Power Input	Cooling / Heating	Rated	W	825 / 767	1,130 / 1,005
EER			W/W	3.03	2.92
S.E.E.R.				6.1	6.1
P design C			kW	2.5	3.3
COP			W/W	3.4	3.4
S.C.O.P		(Average / Warmer)		4.0 / 5.1	4.0 / 5.1
P design H (Average / Warmer)			kW	2.0 / 2.2	2.1 / 2.4
Energy Label (A+++ to D Scale)	Cooling			A++	A++
	Heating	(Average / Warmer)		A+ / A+++	A+ / A+++
Annual Energy Consumption	Cooling		kWh	143	189
	Heating	(Average / Warmer)	kWh	700 / 604	735 / 659
Sound Pressure*	Cooling	S / L / M / H	dB(A)	32 / 35 / 38 / 42	29 / 32 / 36 / 40
	Heating	L / M / H	dB(A)	35 / 38 / 42	31 / 35 / 40
Sound Power	Cooling		dB(A)	55	55
Air Flow Rate	Cooling	S / L / M / H / Max. (Power)	m^3/min	3.9 / 4.3 / 4.7 / 5.6 / 6.1	4.6 / 5.2 / 6.1 / 7.3 / 8.1
	Heating	L / M / H	m^3/min	4.8 / 5.3 / 6.3	7.2 / 8.0 / 9.2
Dehumidification Rate			l/h	1.0	1.2
Running Current	Cooling	Min. / Rated / Max.	A	1.2 / 4.0 / 8.0	1.5 / 5.8 / 9.0
	Heating	Min. / Rated / Max.	A	1.2 / 3.8 / 9.0	1.5 / 5.1 / 10.0
Power Supply			Ø / V / Hz	1 / 220-240 / 50	1 / 220-240 / 50
Power Supply Cable			N x mm^2	3 x 1.5	3 x 1.5
Power & Transmission Cable			N x mm^2	4 x 0.75 (Including Earth)	4 x 0.75 (Including Earth)
Dimension			mm	698 x 255 x 190	777 x 250 x 201
Net Weight			kg	7.0	7.8
OUTDOOR				W09TE.UEU	W12TE.UEU
Operation Range	Cooling	Min. / Max.	°C DB	-10 / 48	-10 / 48
	Heating	Min. / Max.	°C DB	-10 / 24	-10 / 24
Sound Pressure*	Cooling / Heating	High	dB(A)	52 / 53	54 / 54
Sound Power	Cooling	High	dB(A)	64	65
Air Flow Rate		High	m^3/min	28.3	28.3
Piping	Liquid (ODU / IDU)	Min. / Max.	m	3 / 15	3 / 15
	Elevation (ODU / IDU)	Min. / Max.	m	10	10
Piping Connection	Liquid	OD (Outside)	mm (inch)	6.35 (1/4)	6.35 (1/4)
	Gas	OD (Outside)	mm (inch)	9.52 (3/8)	9.52 (3/8)
Drain Hose Size		OD (Outside)	mm (inch)	19.0 (3/4)	19.0 (3/4)
Refrigerant	Type			R32	R32
	Charge at 7.5m		kg	0.450	0.490
			t-CO_2 eq	0.304	0.331
	Additional Charge		g/m	15	15
	GWP			675	675
Compressor Type				Single Rotary	Single Rotary
Net Weight			kg	20.0	20.0
Dimension			mm	712 x 459 x 276	712 x 459 x 276
ACCESSORIES & OTHERS					
Multi Compatible				-	-
PI 485				-	-
Dry Contact				-	-
Wired Remote Controller				-	-

* : Sound Pressure is not a value declared on Eurovent Program.
※ This product contains Fluorinated greenhouse gases (R32).
※ S : Sleep / L : Low / M : Medium / H : High
※ GWP : Global warming potential
※ t-CO_2eq : F-gas(kg)*GWP/1000
※ For our policy of continuous product improvement, specification, design and feature are subject to change without prior notice.
※ Y : Available or Applied / - : Not Available or Not Applied

R32

Fast Cooling

Fast Heating



EUROVENT CERTIFIED PERFORMANCE www.eurovent-certification.com

LG participates in the ECP programme for EUROVENT AC program.
Check ongoing validity of certification : www.eurovent-certification.com

Single Combination

UNIT				9K	12K	18K	24K
INDOOR				W09TI.NEU	W12TI.NEU	W18TI.NEU	W24TI.NEU
Capacity	Cooling	Min. / Rated / Max.	kW	0.94 / 2.63 / 3.40	1.00 / 3.40 / 3.75	1.25 / 5.10 / 5.91	1.50 / 7.00 / 7.35
	Heating	Min. / Rated / Max.	kW	0.94 / 2.75 / 3.50	1.00 / 3.45 / 3.80	1.25 / 5.10 / 6.07	1.50 / 6.95 / 7.80
Power Input	Cooling / Heating	Rated	W	809 / 733	1,046 / 930	1,580 / 1,374	2,167 / 1,873
EER			W/W	3.25	3.25	3.23	3.23
S.E.E.R.				6.1	6.1	6.1	6.5
P design C			kW	2.6	3.4	5.1	7.0
COP			W/W	3.75	3.71	3.71	3.71
S.C.O.P		(Average / Warmer)		4.0 / 5.1	4.0 / 5.1	4.0 / 5.1	4.0 / 5.1
P design H (Average / Warmer)			kW	2.4 / 2.4	2.4 / 3.2	3.8 / 5.0	5.2 / 5.9
Energy Label (A+++ to D Scale)	Cooling			A++	A++	A++	A++
	Heating	(Average / Warmer)		A+ / A+++	A+ / A+++	A+ / A+++	A+ / A+++
Annual Energy Consumption	Cooling		kWh	149	195	293	377
	Heating	(Average / Warmer)	kWh	840 / 659	840 / 878	1,330 / 1,373	1,820 / 1,620
Sound Pressure*	Cooling	S / L / M / H	dB(A)	28 / 32 / 35 / 40	29 / 33 / 37 / 42	35 / 36 / 41 / 48	38 / 41 / 47 / 50
	Heating	L / M / H	dB(A)	32 / 36 / 40	32 / 36 / 40	36 / 41 / 47	37 / 42 / 48
Sound Power	Cooling		dB(A)	54	55	60	63
Air Flow Rate	Cooling	S / L / M / H / Max. (Power)	m^3/min	5.6 / 6.3 / 7.0 / 8.0 / 8.8	6.0 / 6.8 / 8.2 / 9.4 / 10.3	8.0 / 8.7 / 10.5 / 12.6 / 14.0	14.4 / 15.6 / 18.7 / 20.4 / 21.6
	Heating	L / M / H	m^3/min	6.3 / 7.0 / 8.5	7.9 / 9.3 / 10.7	9.0 / 10.9 / 13.1	16.7 / 19.6 / 23.6
Dehumidification Rate			l/h	1.0	1.2	1.5	1.8
Running Current	Cooling	Min. / Rated / Max.	A	1.2 / 4.6 / 8.0	1.2 / 4.8 / 7.4	1.7 / 8.1 / 12.0	2.0 / 9.6 / 12.8
	Heating	Min. / Rated / Max.	A	1.2 / 4.1 / 9.0	1.3 / 4.3 / 6.5	1.7 / 7.0 / 13.0	2.0 / 8.6 / 13.0
Power Supply			Ø / V / Hz	1 / 220-240 / 50	1 / 220-240 / 50	1 / 220-240 / 50	1 / 220-240 / 50
Power Supply Cable			N x mm^2	3 x 1.5	3 x 1.5	3 x 1.5	3 x 1.5
Power & Transmission Cable			N x mm^2	4 x 0.75 (Including Earth)	4 x 0.75 (Including Earth)	4 x 0.75 (Including Earth)	4 x 0.75 (Including Earth)
Dimension			mm	777 x 250 x 201	811 x 292 x 203	910 x 294 x 206	1,010 x 315 x 220
Net Weight			kg	7.8	8.5	9.5	11.8
OUTDOOR				W09TI.UEU	W12TI.UEU	W18TI.UEU	W24TI.UEU
Operation Range	Cooling	Min. / Max.	°C DB	-10 / 48	-10 / 48	-10 / 48	-10 / 48
	Heating	Min. / Max.	°C DB	-10 / 24	-10 / 24	-10 / 24	-10 / 24
Sound Pressure*	Cooling / Heating	High	dB(A)	54 / 52	54 / 54	55 / 55	58 / 60
Sound Power	Cooling	High	dB(A)	64	65	65	68
Air Flow Rate		High	m^3/min	28.3	28.3	34	39
Piping	Liquid (ODU / IDU)	Min. / Max.	m	3 / 15	3 / 15	3 / 15	3 / 15
	Elevation (ODU / IDU)	Min. / Max.	m	10	10	10	10
Piping Connection	Liquid	OD (Outside)	mm (inch)	6.35 (1/4)	6.35 (1/4)	6.35 (1/4)	6.35 (1/4)
	Gas	OD (Outside)	mm (inch)	9.52 (3/8)	9.52 (3/8)	9.52 (3/8)	12.7 (1/2)
Drain Hose Size		OD (Outside)	mm (inch)	19.0 (3/4)	19.0 (3/4)	19.0 (3/4)	19.0 (3/4)
Refrigerant	Type			R32	R32	R32	R32
	Charge at 7.5m		kg	0.570	0.540	1.000	1.000
			t-CO_2 eq	0.385	0.365	0.675	0.675
	Additional Charge		g/m	15	15	25	16
	GWP			675	675	675	675
Compressor Type				Single Rotary	Single Rotary	Single Rotary	Single Rotary
Net Weight			kg	22.0	22.0	30.0	38.0
Dimension			mm	787 x 498 x 290	787 x 498 x 290	863 x 602 x 349	927 x 699 x 380
ACCESSORIES & OTHERS							
Multi Compatible				-	-	-	-
PI 485				-	-	-	-
Dry Contact				-	-	-	-
Wired Remote Controller				-	-	-	-

* : Sound Pressure is not a value declared on Eurovent Program.
※ This product contains Fluorinated greenhouse gases (R32).
※ S : Sleep / L : Low / M : Medium / H : High
※ GWP : Global warming potential
※ t-CO_2eq : F-gas(kg)*GWP/1000
※ For our policy of continuous product improvement, specification, design and feature are subject to change without prior notice.
※ Y : Available or Applied / - : Not Available or Not Applied

A09GA2.NSE / A12GA2.NSE / A09GA1.NSE / A12GA1.NSE

(Unit : mm)

ITEM NO.	PART NAME	REMARK
1	Inlet Grille	
2	Signal Receiver	
3	Front Grille	
4	Knockout Hole	For Pipe and Cable

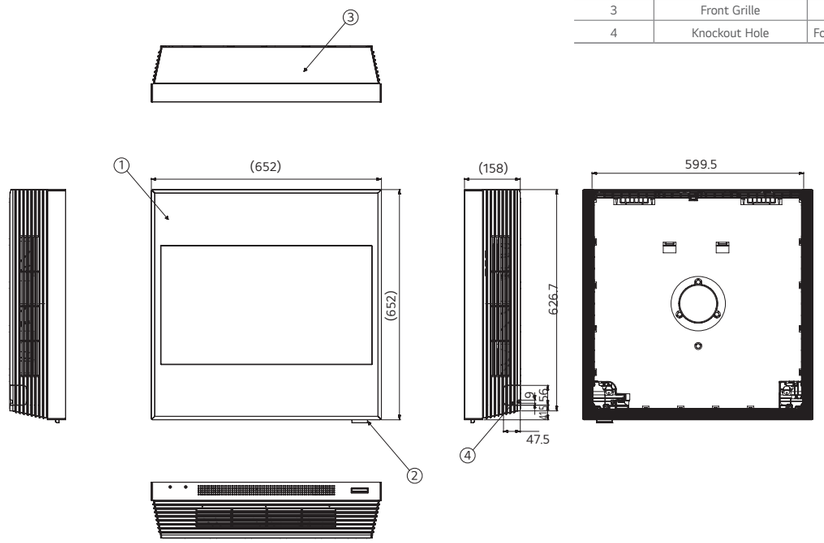

AC09BK.NSJ / AC12BK.NSJ / AB09BK.NSJ / AB12BK.NSJ

(Unit : mm)

ITEM NO.	PART NAME	REMARK
1	Front Panel	
2	Display & Signal Receiver	
3	Air Filter	
4	Knockout Hole	For Pipe and Cable

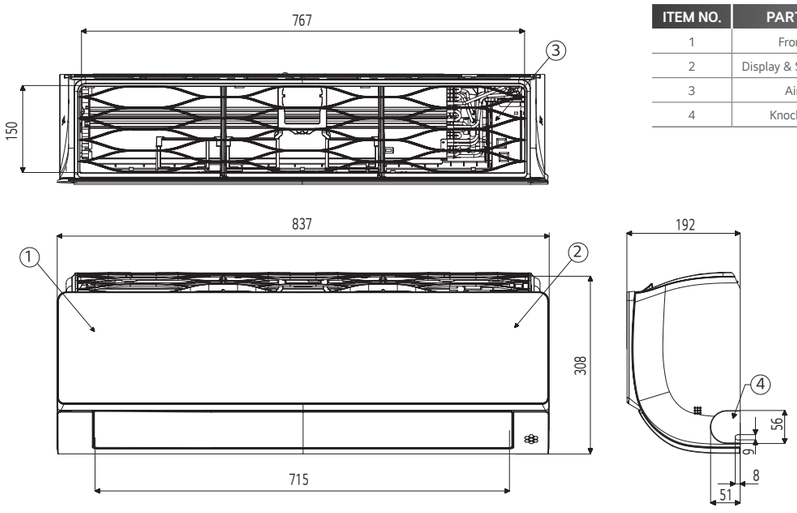

AC18BK.NSK / AC24BK.NSK / AB18BK.NSK / AB24BK.NSK

(Unit : mm)

ITEM NO.	PART NAME	REMARK
1	Front Panel	
2	Display & Signal Receiver	
3	Air Suction Filter	
4	Installation Plate	

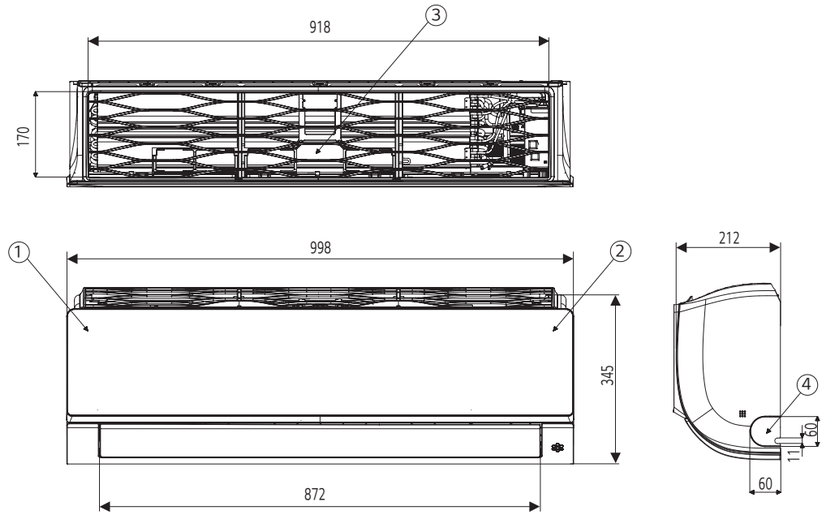

F09MT.NSM / F12MT.NSM

(Unit: mm)

ITEM NO.	PART NAME	REMARK
1	Front Panel	
2	Air Suction Grille	
3	Knockout Hole	For Pipe and Cable

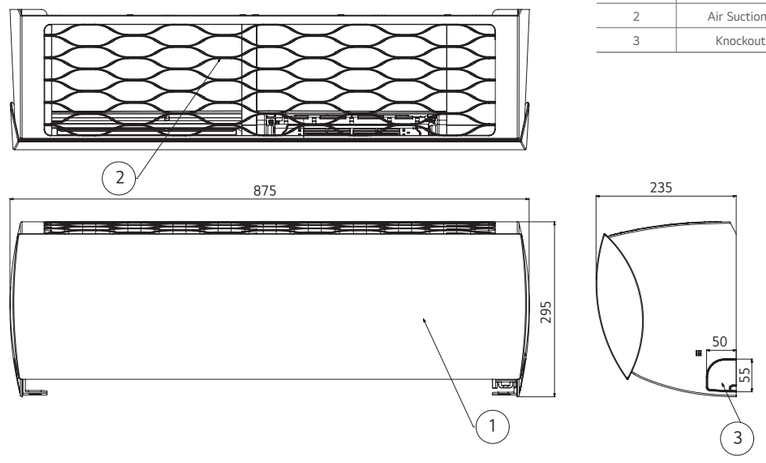

H09S1P.NS1 / H12S1P.NS1 / H09S1D.NS1 / H12S1D.NS1 / H18S1D.NS1 / H24S1D.NS1

(Unit : mm)

ITEM NO.	PART NAME	REMARK
1	Front Grill	
2	Filter Air	
3	Decor	
4	Knockout Hole	

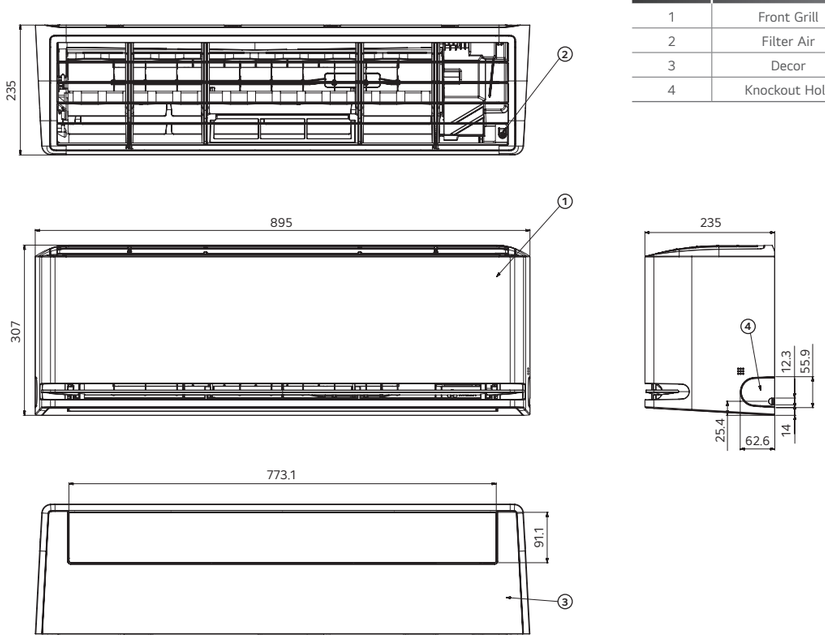

HC09RK.NSJ / DC09RK.NSJ / DC12RK.NSJ / DC09RT.NSJ / DC12RT.NSJ / PC09SK.NSJ PC12SK.NSJ / S09EQ.NSJ / S12EQ.NSJ / S09ET.NSJ / S12ET.NSJ

(Unit : mm)

ITEM NO.	PART NAME	REMARK
1	Front Panel	
2	Display & Signal Receiver	Hidden
3	Air Filter	
4	Knockout Hole	For Pipe and Cable

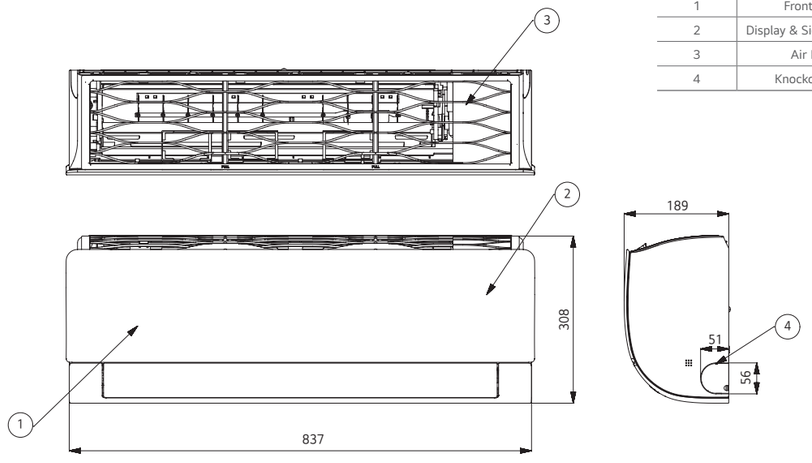

HC12RK.NSK / DC18RK.NSK / DC24RK.NSK / PC18SK.NSK / PC24SK.NSK S18EQ.NSK / S24EQ.NSK / S18ET.NSK / S24ET.NSK

(Unit : mm)

ITEM NO.	PART NAME	REMARK
1	Front Panel	
2	Display & Signal Receiver	Hidden
3	Air Filter	
4	Knockout Hole	For Pipe and Cable

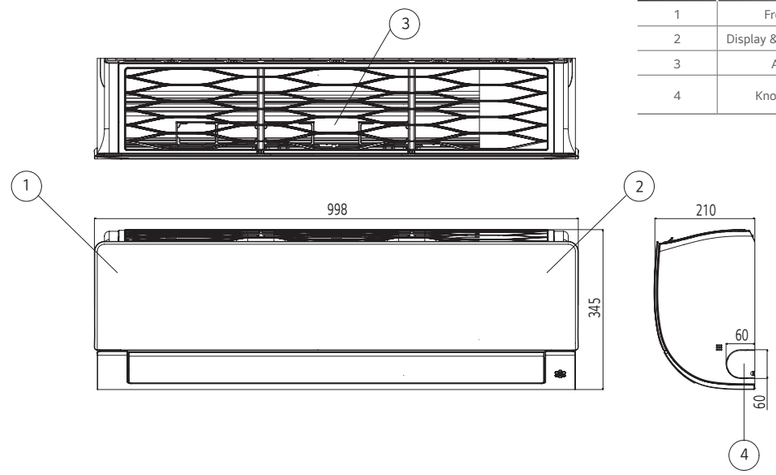

W09TE.NEU

(Unit : mm)

ITEM NO.	PART NAME	REMARK
1	Front Panel	
2	Display & Signal Receiver	Hidden
3	Air Filter	
4	Knockout Hole	For Pipe and Cable

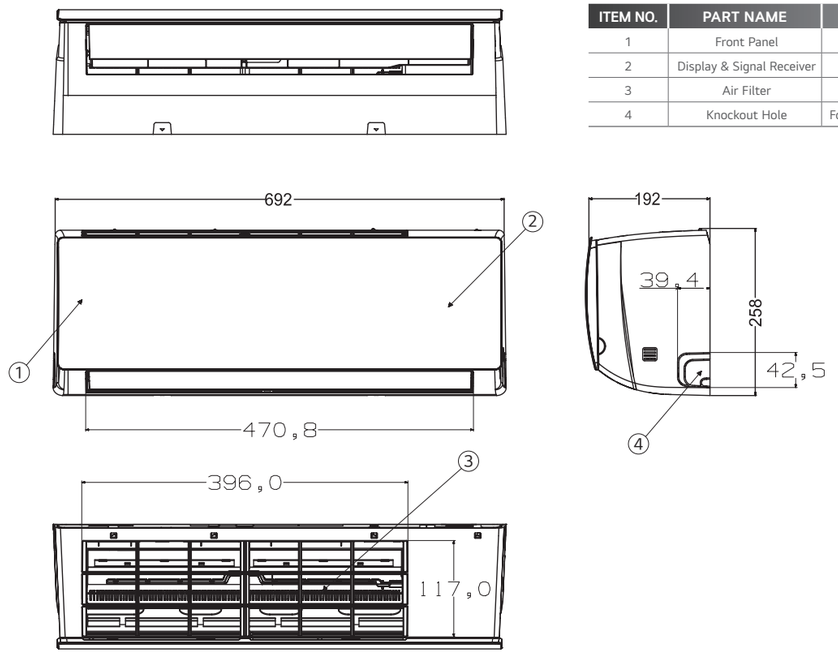

W09TI.NEU / W12TE.NEU

(Unit : mm)

ITEM NO.	PART NAME	REMARK
1	Front Panel	
2	Display & Signal Receiver	Hidden
3	Air Filter	
4	Knockout Hole	For Pipe and Cable

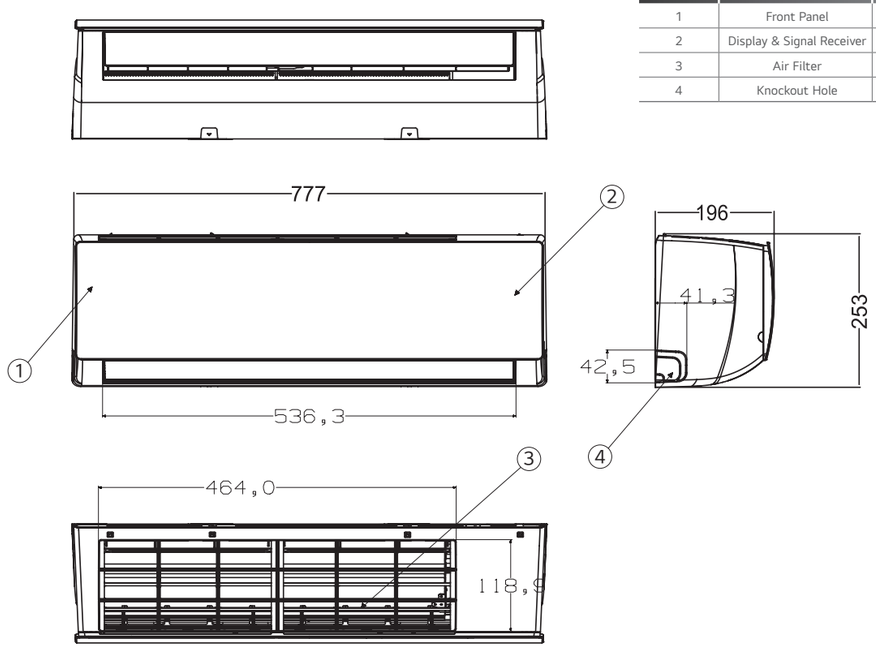

W12TI.NEU

(Unit : mm)

ITEM NO.	PART NAME	REMARK
1	Front Panel	
2	Display & Signal Receiver	Hidden
3	Air Filter	
4	Knockout Hole	For Pipe and Cable

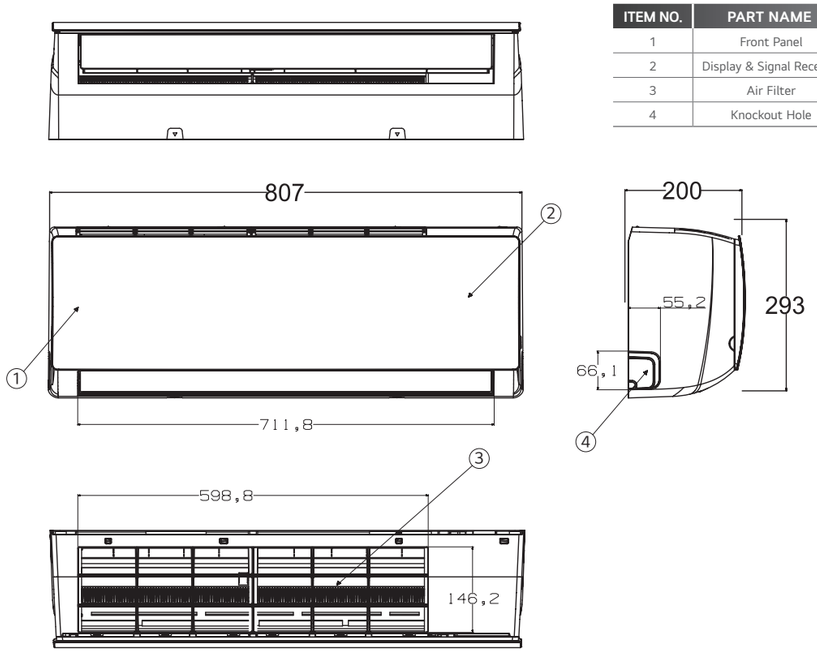

W18TI.NEU

(Unit : mm)

ITEM NO.	PART NAME	REMARK
1	Front Panel	
2	Display & Signal Receiver	Hidden
3	Air Filter	
4	Knockout Hole	For Pipe and Cable

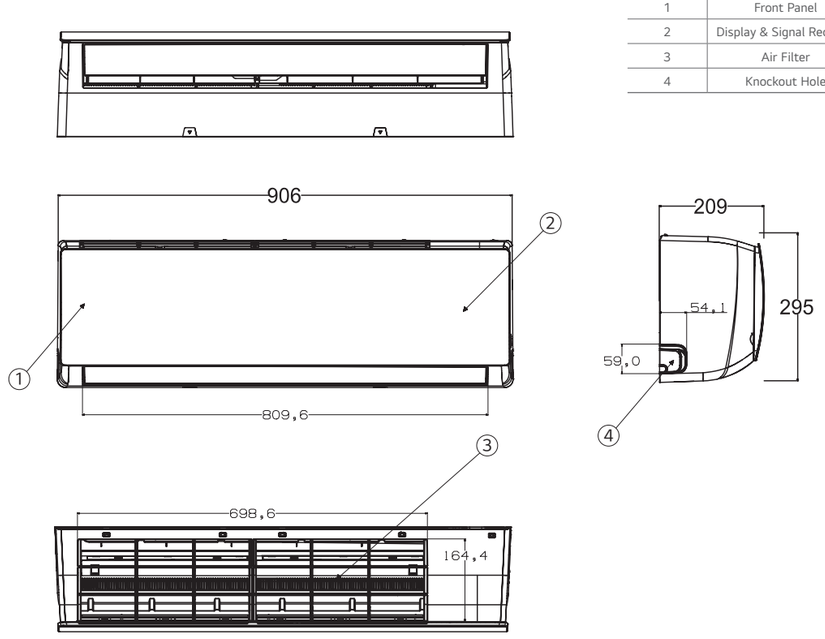

W24TI.NEU

(Unit : mm)

ITEM NO.	PART NAME	REMARK
1	Front Panel	
2	Display & Signal Receiver	Hidden
3	Air Filter	
4	Knockout Hole	For Pipe and Cable

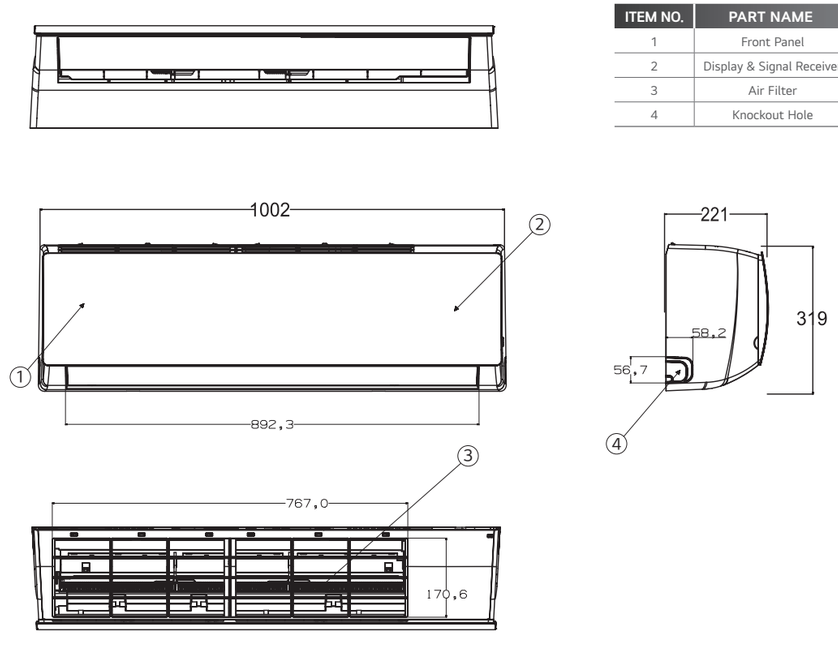

A09GA2.U18 / A12GA2.U18 / A09GA1.U18 / A12GA1.U18
H09S1P.U18 / H12S1P.U18 / H18S1D.U18

(Unit: mm)

ITEM NO.	PART NAME
1	Air Outlet
2	Control Box
3	Power and Communication Cable Hole
4	Service Valve Cover
5	Gas Pipe Connection
6	Liquid Pipe Connection

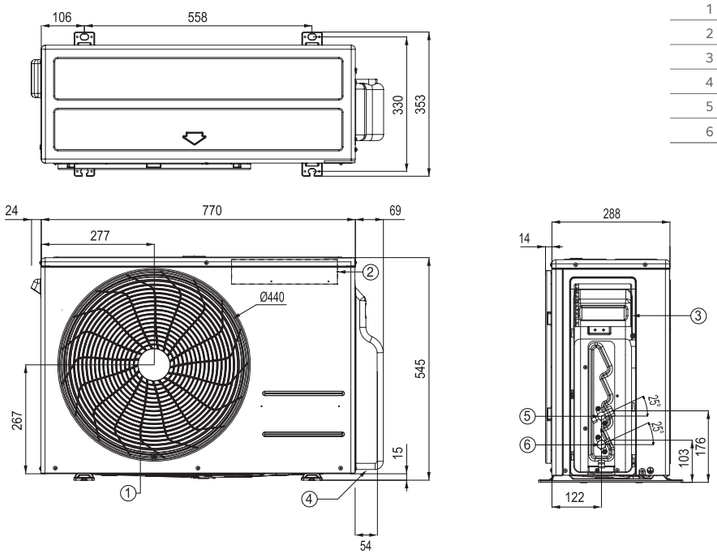

AC09BK.UA3 / AC12BK.UA3 / AB09BK.UA3 / AB12BK.UA3 / H09S1D.U12 / H12S1D.U12
DC09RT.UA3 / DC12RT.UA3 / PC09SK.UA3 / PC12SK.UA3
S09EQ.UA3 / S12EQ.UA3 / S09ET.UA3 / S12ET.UA3
AP09RK.UA3 / AP12RK.UA3

(Unit: mm)

ITEM NO.	PART NAME
1	Air Outlet
2	Control Box
3	Power and Communication Cable Hole
4	Service Valve Cover
5	Gas Pipe Connection
6	Liquid Pipe Connection

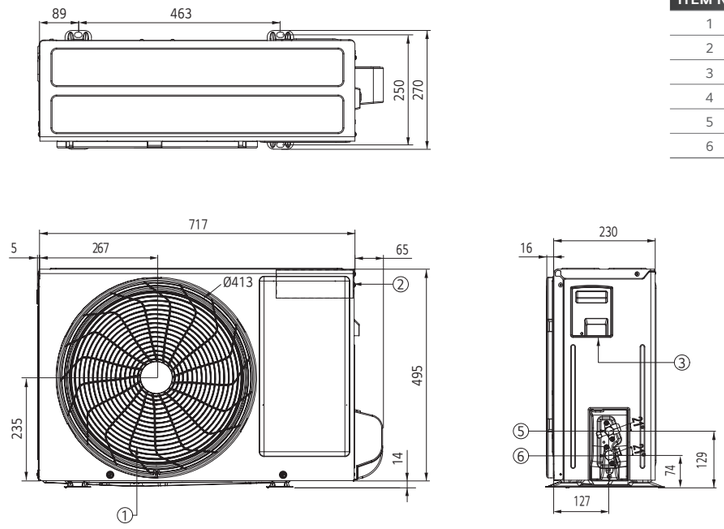

A09FT.UL2 / A12FT.UL2 / HC09RK.UL2 / HC12RK.UL2 / DC09RK.UL2 / DC12RK.UL2
AC18BK.UL2 / AB18BK.UL2/ DC18RK.UL2 / PC18SK.UL2 / S18EQ.UL2 / S18ET.UL2

(Unit: mm)

ITEM NO.	PART NAME
1	Air Outlet
2	Control Box
3	Power and Communication Cable Hole
4	Service Valve Cover
5	Gas Pipe Connection
6	Liquid Pipe Connection

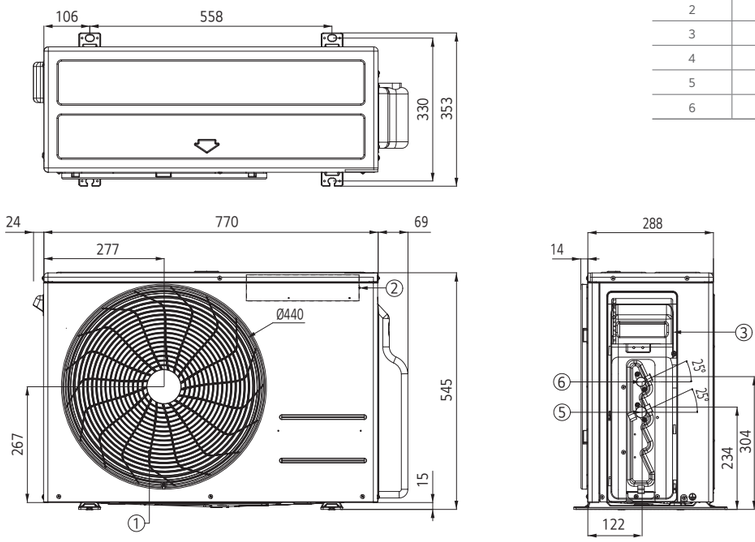

F09MT.U24 / F12MT.U24 / AC24BK.U24 / AB24BK.U24 / DC24RK.U24 / H24S1D.U24
PC24SK.U24 / S24EQ.U24 / S24ET.U24

(Unit: mm)

ITEM NO.	PART NAME
1	Air Outlet
2	Control Box
3	Power and Communication Cable Hole
4	Service Valve Cover
5	Gas Pipe Connection
6	Liquid Pipe Connection

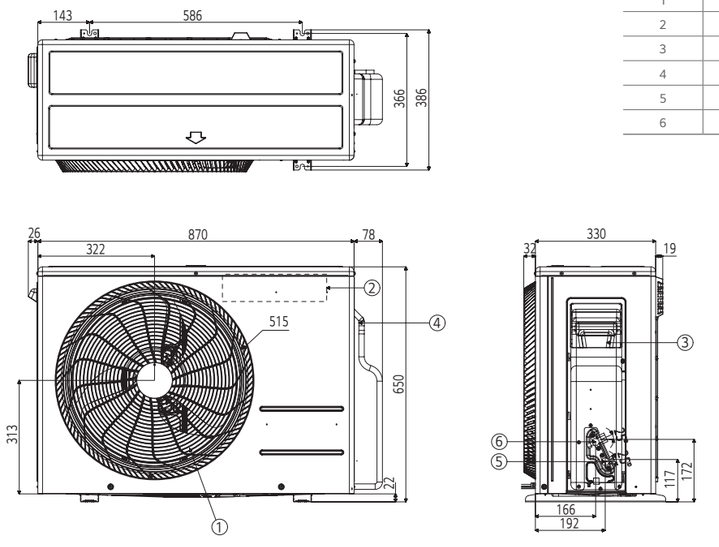

W09TE.UEU / W12TE.UEU

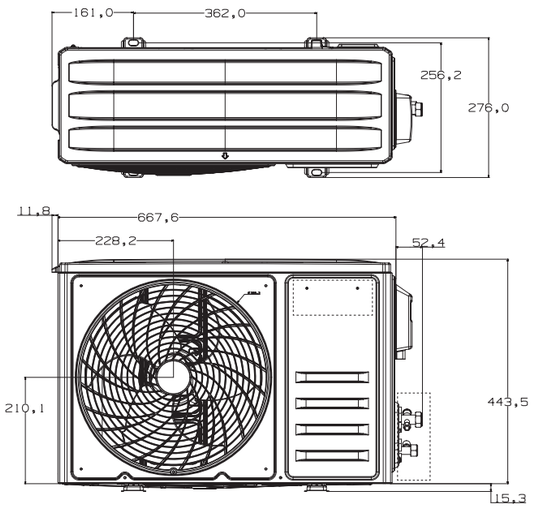

(Unit: mm)

ITEM NO.	PART NAME
1	Air Outlet
2	Control Box
3	Power and Communication Cable Hole
4	Service Valve Cover
5	Gas Pipe Connection
6	Liquid Pipe Connection

W09TI.UEU

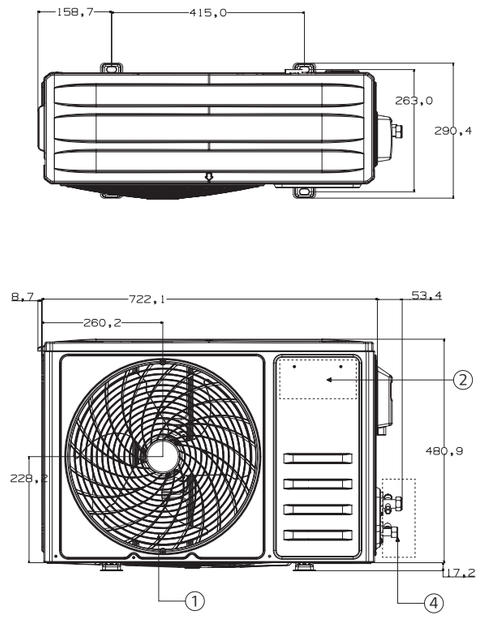

(Unit: mm)

ITEM NO.	PART NAME
1	Air Outlet
2	Control Box
3	Power and Communication Cable Hole
4	Service Valve Cover
5	Gas Pipe Connection
6	Liquid Pipe Connection

W12TI.UEU

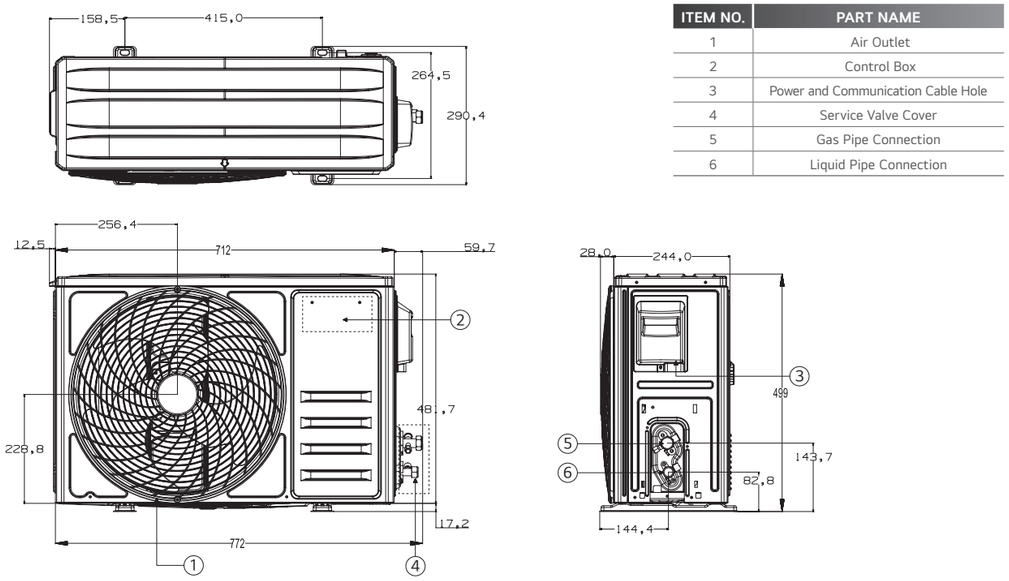

(Unit: mm)

ITEM NO.	PART NAME
1	Air Outlet
2	Control Box
3	Power and Communication Cable Hole
4	Service Valve Cover
5	Gas Pipe Connection
6	Liquid Pipe Connection

W18TI.UEU

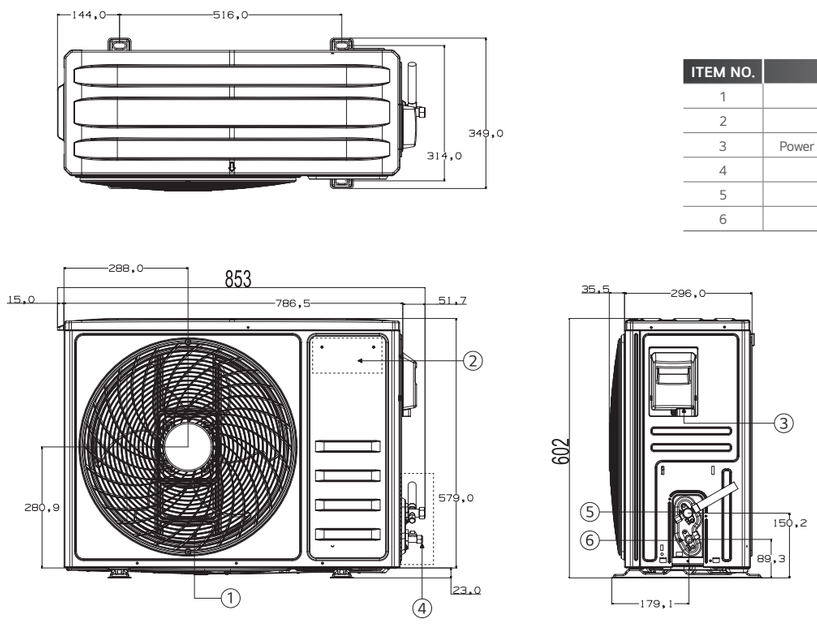

(Unit: mm)

ITEM NO.	PART NAME
1	Air Outlet
2	Control Box
3	Power and Communication Cable Hole
4	Service Valve Cover
5	Gas Pipe Connection
6	Liquid Pipe Connection

W24TI.UEU

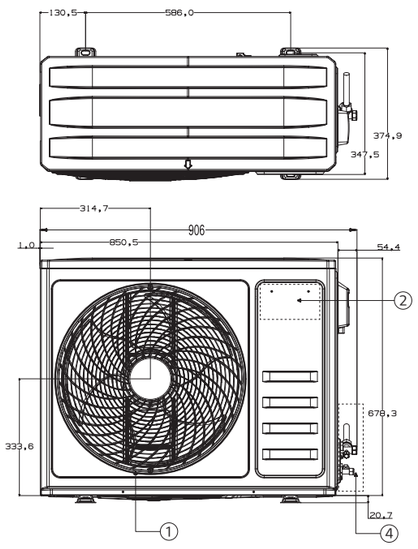

(Unit: mm)

ITEM NO.	PART NAME
1	Air Outlet
2	Control Box
3	Power and Communication Cable Hole
4	Service Valve Cover
5	Gas Pipe Connection
6	Liquid Pipe Connection

NOTE

		ARTCOOL			DUALCOOL								
		Gallery Premium	Gallery Special	Mirror	Prestige	Premium	Deluxe	Special DC1	Special DC2	Special PC	Special ET	Special EQ	Pro
Wired Remote Controller	5k												
	7k												
	9k	Y	Y	Y	Y	Y	Y	Y	Y	Y	Y	-	-
	12k	Y	Y	Y	Y	Y	Y	Y	Y	Y	Y	-	-
	15k												
	18k			Y				Y		Y	Y	-	-
	24k			Y				Y		Y	Y	-	-
PI 485	5k												
	7k												
	9k	Y	Y	-	-	Y	-	Y	Y	-	-	-	-
	12k	Y	Y	-	-	Y	-	Y	Y	-	-	-	-
	15k												
	18k			-				Y		-	-	-	-
	24k			-				Y		-	-	-	-
Dry Contact	5k												
	7k												
	9k	Y	Y	Y	Y	Y	Y	Y	Y	Y	Y	-	-
	12k	Y	Y	Y	Y	Y	Y	Y	Y	Y	Y	-	-
	15k												
	18k			Y				Y		Y	Y	-	-
	24k			Y				Y		Y	Y	-	-

* Y : Available
* When connected to Multi 14k & 16k Outdoor units, this may not be supported.

Standard Wired Remote Controller



Standard III
PREMTB101



Standard III
PREMTBB11



Standard II
PREMTB001



Standard II
PREMTBB01

Model Name	PREMTB101 PREMTBB11	PREMTB001 PREMTBB01
Operation Mode	On / Off, Fan Speed Control, Temperature Setting	
Mode Change	Cooling, Heating, Auto, Dehumidification, Fan	
Auto Swing / Vane Control	●	●
Reservation	Simple, Sleep, On / Off, Weekly, Holiday	
Time Display	●	●
Electrical Failure Compensation	●	●
Child Lock	●	●
Operation Status LED	●	●
Indoor Temperature Display	●	●
Wireless Remote Controller Receiver	-	●
Size (W x H x D, mm)	120 x 120 x 16	120 x 121 x 16
Backlight	●	●
Display AirQuality Status	-	-

※ Refer to each model PDB for applicable models.

PI 485



PMNFP14A1

Power : Single phase AC 220V 50/60Hz
Max. no of the indoor units that can be connected : 64 Units
Model applied : RAC / Multi / Single / THERMA V

※ Refer to each product PDB for applicable models.

Dry Contact



PDRYCB000



PDRYCB400



PDRYCB320



PDRYCB500 / PDRYCB510*

※ Refer to each product PDB for applicable models.
* No case for PDRYCB510

Model	PDRYCB000	PDRYCB400	PDRYCB320	PDRYCB500 / PDRYCB510*
Contact Point	1 Control Point	2 Control Point	8 Control Point	Modbus RTU
Power Input	AC 220V from outside power source	DC 5V & 12V from indoor unit PCB	DC 5V & 12V from indoor unit PCB	DC 5V & 12V from indoor unit PDB
Voltage / Non Voltage Input	-	●	●	-
On / Off Control	●	●	●	●
Lock / Unlock	-	●	-	-
Fan Speed Setting	-	-	●	●
Thermo Off	-	●	●	-
Energy Saving	-	●	-	-
Temperature Setting	-	●	●	●
Error Monitoring	●	●	●	●
Operation Monitoring	●	●	●	●

Remote Controller



DUALCOOL Prestige
DUALCOOL DC1
DUALCOOL DC2
DUALCOOL PC
DUALCOOL EQ
DUALCOOL ET

Button	Display Screen	Description
	-	To turn on / off the air conditioner.
		To adjust the desired room temperature in cooling, heating or auto changeover mode.
COMFORT AIR	-	To adjust the air flow to indirect wind.
LIGHT OFF	-	To set the brightness of the display on the indoor unit.
MODE		To select the cooling mode.
		To select the heating mode.
		To select the dehumidification mode.
		To select the fan mode.
		To select the auto changeover / auto operation mode.
FAN SPEED		To adjust the fan speed.
ENERGY CTRL.	-	To bring the effect of the power saving.
JET MODE		To change room temperature quickly.
		To adjust the air flow direction vertically or horizontally.
ROOM TEMP		To display the room temperature.
°C ↔ °F[5sec]		To change unit between °C and °F.
SET/ CANCEL	-	To set / cancel the functions and timer.
	-	To adjust time.
	-	To turn on / off air conditioner automatically.
	-	To cancel the timer settings.

※ Remote Controller specifications may vary for each model.
※ Remote Controller specification, design and feature are subject to change without prior notice.

Remote Controller



DUALCOOL Pro

Button	Display Screen	Description
Dual Sensing		To set or cancel dual sensing mode operation.
⏻	-	To turn on / off the air conditioner.
Light Off	-	To turn On/Off the air conditioner indoor display.
Mode	❄	To select the cooling mode.
	Ⓐ	To select the auto changeover/auto operation mode.
	💧	To select the dry mode.
	☀	To select the heating mode.
		To select the fan mode.
Fan Speed		To adjust the fan speed.
Energy Saving	ⓔ	To minimize power consumption.
Jet Mode	Po	To change room temperature quickly.
∧ ∨	88 °C °F	To adjust the desired room temperature in cooling, heating or auto mode. (16°C ~ 31°C)
Swing		To adjust the air flow direction vertically.
Swing		To adjust the air flow direction horizontally. (Optional)
Room Temp.		To display the room temperature.
Sleep		To set the sleeping mode automatically.
Func.		The Ion generator uses millions of ions to help improve indoor air quality. (Optional)
		To remove moisture generated inside the indoor unit.
Timer	ON OFF	To turn on/off air conditioner automatically at desired time.
Set/Cancel	-	To set/cancel the special functions and timer.
∨ ∧	-	To adjust time.
°C/°F (5 s)	°C °F	To change unit between °C and °F



DUALCOOL Premum

DUALCOOL Deluxe

Button	Description
⏻	**Power** Turns the appliance on or off.
	Connecting to LG ThinQ Press Power button to prepare the statue for connecting appliance and wi-fi.
Mode	**Mode** Selects the desired operation mode. • Each press changes the modes in this order: Cooling → Auto → Dehumidification → Heating → Fan
Soft Air	**Soft Air** Keep you cool without feeling a draft.
∧ Temp. ∨	**Temperature ∧, ∨** Adjusts the desired room temperature.
+ Fan Speed −	**Fan Speed +, −** Adjust the fan speed.
	Up-Down Swing Adjusts the airflow direction up and down.
	Cleaning Mode While the remote control and appliance turned off, press and hold the button for about 5 seconds to fix the vane for cleaning the vane easily.
Jet Mode	**Jet Mode** Changes the room temperature quickly.
Exit (3s)	**Energy Control** Decrease the power input. You can control energy consumption.
	Exit (3 s) When entering the settings, press and hold the button for about 3 seconds to return the previous setting.
⚙/OK	**Function** Selects the desired function.
Indoor Temp. (3s)	**Air Purify** Supplies clean, fresh air using ion particles.
	Indoor Temperature (3 s) Press and hold the button for about 3 seconds to displays the room temperature.
	❶ Reset Resets the wireless remote control setting.

Remote Controller



ARTCOOL
Gallery Premium



ARTCOOL
Gallery Special

Image	Description
	**Power** Turns the appliance on or off.
	Connecting to LG ThinQ Prepare the status for connecting product and wi-fi by pressing and holding the Power button for 3 seconds.
	**Mode** Selects the desired operating mode such as cooling, auto, dehumidification, heating, or fan, or connects the product and remote control. • Each press changes the mode in this order: Cooling → Auto → Dehumidification → Heating → Fan • Connect the product and remote control by pressing and holding the button for 3 seconds.
	**Sleep** Sets sleep mode to help you sleep better. • Sleep reservation starts from 30 minutes and can be set in hourly increments up to 12 hours.
	**Display** Premium only Turns the product's screen on, off, or changes it. • Each time you press the Display button, the product screen changes in the order of cover screen ? home screen. • Turn the product's screen on or off by pressing and holding the ⌂ button for 3 seconds.
	**Energy/Jet** Sets Power Saving, Smart Care, Cool Power, or sets to Comfort Air. • Each time you press the Energy/Jet button, the mode changes in order of Power Saving ? Smart Care ? Cool Power ? Cooling. • Turn indirect wind On or Off by pressing and holding the Energy/Jet button for 3 seconds.
	**Temperature** ∧∨ Adjust the desired temperature by pressing the ∧∨ button on the remote control. • The desired temperature can be set between 18℃ and 30℃ for cooling mode. • The desired temperature can be set between 16℃ and 30℃ for heating mode.
	**Fan Speed** +, − Adjusts the fan speed • The fan speed can be set in order of 1 ↔ 2 ↔ 3 ↔ 4 ↔ 5 ↔ natural wind.
	**Comfort** Special only Adjust in the way that no air comes out of the air outlet at the bottom of the product so that it is not directly hit by air.
	‹ › Special only Move left and right for using the Setting.
	**Pointer** Premium only Checks or sets various functions on the product screen using the remote control.
	Sound Volume - Premium only Reduces or turns off the notification sound that notifies you when you set up or change product features.
	Sound Volume + Premium only Turns on or increases the notification sound that notifies you when you set up or change product features.
	⚙ Sets Ionizer, AI drying, heat exchanger cleaning, sleep, on and off timer, or cancels all reservations, smart diagnosis, and status indicator.
	Reset Resets the wireless remote control setting. Open the remote control battery cover and then press the Reset button to reset it.
	Premium only If the product system operates slowly or freezes while using the product, or if the product suddenly turns off, you can restart the product. • Press and hold the ⏻ button and the ⌂ button on the remote control at the same time for 3 seconds.

Image	Description
Ionizer	Ion particles from Ionizer reduce the surface bacteria and other harmful substances.
AI Drying	Moisture remaining in the heat exchanger can be removed by operating the product in a blowing state for a certain period of time.
Sleep	Sets sleep mode to help you sleep better. • Sleep mode starts from 30 minutes and can be set in hourly increments up to 12 hours
On Timer	Schedules the product to turn on. • For On Timer, you can set the desired time in 1-hour increments from 1 hour to 24 hours.
Off Timer	Schedules the product to turn off. • For Off Timer, you can set the desired time in 1-hour increments from 1 hour to 24 hours.
Cancel Entire Reservation	Cancels all reserved features.
Smart Diagnosis	Diagnoses the cause of product failure.
Status Indicator	Special only Turns on and off the LED light which is located on the lower right side of the product.

NOTE
- Depending on the remote control's Bluetooth connection status, the screen that appears on the remote control display may vary.
- When you turn the remote control off and on again, the last used settings will appear on the remote control display.
- Depending on the model, the remote control display may differ from the image in the owner's manual.
- Available features may vary depending on the model.

VENTILATION



Clean Air Supply

Remove Up to 99.99% of Harmful Particles on Pre-Filter with UVnano





UVnano Technology Applied

It Prevents 99.99 % of Bacteria and Viruses from Growing

Easy Filter Maintenance

Via the one-touch button, the user can open the access door at the bottom of the unit, pull down the heat exchanger to change the filters. It is easy and simple without the need for any additional tools.



After pressing the one-touch button, unhook the safety hooks that holds door from failing to fully open the door.

Hold the filter handle and pull it out down.

Smart Control

① Dual Laser Fine Dust Sensor

Two fine dust sensors monitor the incoming air and the supplied air to the room in real time to ensure that clean air is always supplied.



When the measured dust concentration in the air supplied to the room is higher than the pre-set value, a notification or text message will be sent out for filter replacement.

* Wi-Fi Modem is Optional.

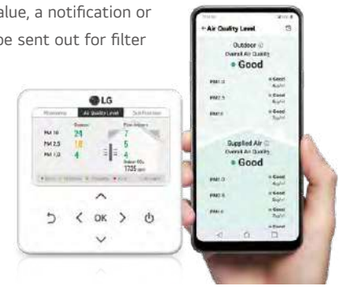

② CO_2 Monitoring

The embedded CO_2 sensor monitors the carbon dioxide concentration in the room in real time and automatically controls the ventilation rate.



The system monitors the CO_2 concentration in the room and adjusts the ventilation rate accordingly. When the CO_2 concentration is high, it increases the ventilation rate, and automatically reduces it when the concentration is low.

* Wi-Fi Modem is Optional.

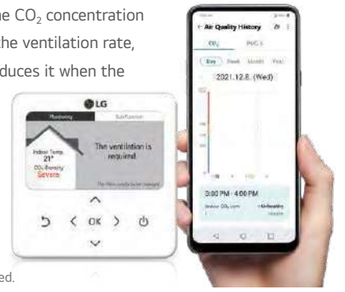

* CO_2 Sensor is Embedded.

③ Control ERV Anytime, Anywhere

Wired Remote Control	Mobile	Third-Party Compatibility
		
- Indoor CO_2 concentration - Dust concentration in the supply air - Dust concentration in outdoor air	Check and control the Indoor air condtioner anytime, anywhere	With the dry contact connected, Modbus protocol is available.

* To use 3rd party wall pad, please contact Sales Engineer.

④ Filter Maintenance Alarm

The filter replacement notification and text message are sent when the fine dust concentration is higher than the pre-set point.



LZ-H015GBA6 / LZ-H020GBA6



MODEL				LZ-H015GBA6	LZ-H020GBA6
Dimensions (W x H x D)	Body		mm	640 x 320 x 640	640 x 320 x 640
Weight	Body		kg	23	23
Power Supply			Ø / V / Hz	1 / 230 / 50	1 / 230 / 50
ERV Mode	Operating Step			SH / H / L	SH / H / L
	Current	SH / H / L	A	0.43 / 0.38 / 0.23	0.59 / 0.51 / 0.26
	Power Input	SH / H / L	W	56 / 49 / 26	79 / 71 / 30
	Air Flow	SH / H / L	CMH	150 / 150 / 80	200 / 200 / 100
	External Static Pressure	SH / H / L	Pa	100 / 70 / 50	100 / 70 / 50
	Temperature Exchange Efficiency	Heating (SH / H / L) (ErP)	%	85	82
		Heating (SH / H / L) (JIS)	%	80 / 80 / 84	78 / 78 / 82
		Cooling (SH / H / L) (JIS)	%	74 / 74 / 83	70 / 70/ 81
	Enthalpy Exchange Efficiency	Heating (SH / H / L) (JIS)	%	79 / 79 / 83	75 / 75 / 81
		Cooling (SH / H / L) (JIS)	%	74 / 74 / 80	68 / 68 / 76
	Energy Label	A+ to G Scale		A	A
	Sound Power Level	SH / H / L	dB(A)	53 / 51 / 45	55 / 53 / 46
	Sound Pressure Level	SH / H / L	dB(A)	28 / 26 / 21	30 / 28 / 22
Bypass Mode	Current	SH / H / L	A	0.45 / 0.40 / 0.26	0.60 / 0.52 / 0.29
	Power Input	SH / H / L	W	63 / 53 / 31	84 / 73 / 35
	Air Flow	SH / H / L	CMH	150 / 150 / 80	200 / 200 / 100
	External Static Pressure	SH / H / L	Pa	100 / 70 / 50	100 / 70 / 50
Operation Range	Outdoor Air Temperature / Relative Humidity		℃ / %	-10 ~ 40 / 20 ~ 80	-10 ~ 40 / 20 ~ 80
Duct Work	Qty		EA	4	4
	Size (Ø)		mm	125	125
Fan Motor	Supply Air Fan		RPM	1,850 / 1,710 / 1,300	2,050 / 1,910 / 1,400
	Exhaust Air Fan		RPM	1,750 / 1,600 / 1,250	1,910 / 1,770 / 1,320
	Max.		RPM	2,100	2100
	Min.		RPM	1,000	1,000
Filters	Grade[1)]		-	ePM$_1$ 95%	ePM$_1$ 95%
	Size (W x H x D)		mm	278 x 276 x 50	278 x 276 x 50

Note :
1. Cooling Capacity Test condition - Indoor temperature : 27°C DB, 19°C WB / Outdoor temperature : 35°C DB
2. Heating Capacity Test condition - Indoor temperature : 20°C DB / Outdoor temperature : 7°C DB, 6°C WB
3. Humidifying capacity is based on the following conditions - Indoor temperature : 20°C DB, 15°C WB / Outdoor temperature : 7°C DB, 6°C WB
4. Cooling and heating capacities are based on the following conditions. : Fan is based on High and Super-high.
5. The operating sound measured at the point 1.5 m below the center of the unit is converted to that measured at an anechoic chamber.
6. The specifications, designs and information here are subject to change without notice.

LZ-H015GBA6 / LZ-H020GBA6



Accessories

CHASSIS	LZ-H015GBA6	LZ-H020GBA6
CO_2 Sensor	Embedded	
UVnano	Embedded	
Pre Filter (Washable)	Embedded	
Dual Laser Fine Dust Sensor	Embedded	
Remote Controller (PREMTB101 / PREMTBB11)	○	
Wi-Fi Modem (PWFMDD200)	○	

※ ○ : Applied, - : Not applied
Option : Refer to model name in table

Functions

MODEL		LZ-H015GBA6	LZ-H020GBA6
Air Purification	UVnano	○	○
	Pre-Filter	○	○
	Fine Filter (ePM$_1$ 95%)	○	○
Reliability	Self Diagnosis	○	○
Convenience	Auto Restart	○	○
	Child Lock*	○	○
	Forced Operation	○	○
	Group Control*	○	○
	Turn On / Off Reservation	○	○
	Schedule*	○	○
	Night Silent Cooling Operation	○	○
	Delayed Operation	○	○
	Airflow Amount Customized Operation	○	○
	Seasonal Customized Operation	○	○
	Seasonal Auto Operation	○	○
Installation	E.S.P. Control*	○	○
ETC	Central Control (LGAP)	○	○
	Filter Alarm	○	○
	CO_2 Sensor	○	○
	Wi-Fi	Accessory	Accessory

Note
1. O : Applied, X : Not applied
   Accessory : Ordered and purchased separately the accessory package referring to the model name provided and install at field.
   Accessory line-ups varies by region, so check your local catalogue or local sales material.
2. Some functions can be limited by remote controller.
3. * : These functions need to connect the wired remote controller

MULTI SPLIT



● Multi Only ○● Compatible with Residential Single Split ○◎ Compatible with Commercial Single Split

kBtu/h			5	7	9	12	15	18	24
kW			1.5	2.1	2.6	3.5	4.2	5.3	7.0
Wall Mounted	Gallery Premium				○● A09GA2.NSE	○● A12GA2.NSE			
	Gallery Special				○● A09GA1.NSE	○● A12GA1.NSE			
	Mirror			● AM07BK.NSJ	○● AC09BK.NSJ	○● AC12BK.NSJ		○● AC18BK.NSK	○● AC24BK.NSK
	Premium				○● H09S1P.NS1	○● H12S1P.NS1			
	Deluxe				○● H09S1D.NS1	○● H12S1D.NS1		○● H18S1D.NS1	○● H24S1D.NS1
	Special DC1			● DM07RK.NSJ	○● DC09RK.NSJ	○● DC12RK.NSJ		○● DC18RK.NSK	○● DC24RK.NSK
	Special DC2				○● DC09RT.NSJ	○● DC12RT.NSJ			
	Special PC		● PM05SK.NSA	● PM07SK.NSA	○● PC09SK.NSJ	○● PC12SK.NSJ	● PM15SK.NSJ	○● PC18SK.NSK	○● PC24SK.NSK
	Special MJ		● MJ05PC.NSJ	● MJ07PC.NSJ	○◎ MJ09PC.NSJ	○◎ MJ12PC.NSJ	● MJ15PC.NSJ	○◎ MJ18PC.NSK	○◎ MJ24PC.NSK
	Special ET			● MS07ET.NSA	○● S09ET.NSJ	○● S12ET.NSJ		○● S18ET.NSK	○● S24ET.NSK
Ceiling Mounted Cassette	1 Way Cassette				● MT09R.NU1	● MT11R.NU1			
	4 Way Cassette		● MT06R.NR0	● MT08R.NR0	○◎ CT09F.NR0	○◎ CT12F.NR0		○◎ CT18F.NQ0	○◎ CT24F.NB0
Ceiling Concealed Duct	Mid / High Static Pressure							○◎ CM18F.N10	○◎ CM24F.N10
	Low Static Pressure				○◎ CL09F.N50	○◎ CL12F.N50		○◎ CL18F.N60	
									○◎ CL24F.N30
Console	R32				○◎ UQ09F.NA0	○◎ UQ12F.NA0		○◎ UQ18F.NA0	

kBtu/h	14	16	18	21	24	27	30	40
kW	4.1	4.7	5.3	6.2	7.0	7.9	8.8	11.7
Multi (R32)	 MU2R15.U13 2-port	 MU2R17.U13 2-port	 MU3R19.U23 3-port	 MU3R21.U23 3-port	 MU4R25.U22 4-port	 MU4R27.U42 4-port	 MU5R30.U42 5-port	 MU5R40.U42 5-port

※ All indoor units are compatible with R410A outdoor units.

kBtu/h		40	48	56
kW		11.7	14.1	16.4
Multi (R410A)	Distribution Box	 FM40AH.U34 / FM41AH.U34 7-IDU	 FM48AH.U34 / FM49AH.U34 8-IDU	 FM56AH.U34 / FM57AH.U34 9-IDU

Combination & Flexibility

Refrigerant	Connectable Indoor Units	Wall Mounted																															
		Gallery				ARTCOOL					S1						Special DC1					Special DC2		Special PC										
		Premium		Special		Mirror					Premium		Deluxe																				
		9	12	9	12	7	9	12	18	24	9	12	9	12	18	24	7	9	12	18	24	9	12	5	7	9	12	15	18	24			
R32	MU2R15.U13	●	●	●	●	●	●	●			●	●	●	●			●	●	●			●	●	●	●	●	●						
	MU2R17.U13	●	●	●	●	●	●	●			●	●	●	●			●	●	●			●	●	●	●	●	●	●					
	MU3R19.U23	●	●	●	●	●	●	●	●		●	●	●	●	●		●	●	●	●		●	●	●	●	●	●	●	●				
	MU3R21.U23	●	●	●	●	●	●	●	●		●	●	●	●	●		●	●	●	●		●	●	●	●	●	●	●	●				
	MU4R25.U22	●	●	●	●	●	●	●	●	●	●	●	●	●	●	●	●	●	●	●	●	●	●	●	●	●	●	●	●	●			
	MU4R27.U42	●	●	●	●	●	●	●	●	●	●	●	●	●	●	●	●	●	●	●	●	●	●	●	●	●	●	●	●	●			
	MU5R30.U42	●	●	●	●	●	●	●	●	●	●	●	●	●	●	●	●	●	●	●	●	●	●	●	●	●	●	●	●	●			
	MU5R40.U42	●	●	●	●	●	●	●	●	●	●	●	●	●	●	●	●	●	●	●	●	●	●	●	●	●	●	●	●	●			
R410A	FM40AH.U34	●	●	●	●	●	●	●	●	●	●	●	●	●	●	●	●	●	●	●	●	●	●	●	●	●	●	●	●	●			
	FM41AH.U34	●	●	●	●	●	●	●	●	●	●	●	●	●	●	●	●	●	●	●	●	●	●	●	●	●	●	●	●	●			
	FM48AH.U34	●	●	●	●	●	●	●	●	●	●	●	●	●	●	●	●	●	●	●	●	●	●	●	●	●	●	●	●	●			
	FM49AH.U34	●	●	●	●	●	●	●	●	●	●	●	●	●	●	●	●	●	●	●	●	●	●	●	●	●	●	●	●	●			
	FM56AH.U34	●	●	●	●	●	●	●	●	●	●	●	●	●	●	●	●	●	●	●	●	●	●	●	●	●	●	●	●	●			
	FM57AH.U34	●	●	●	●	●	●	●	●	●	●	●	●	●	●	●	●	●	●	●	●	●	●	●	●	●	●	●	●	●			

Refrigerant	Connectable Indoor Units	Wall Mounted													Ceiling Mounted Cassette								Ceiling Concealed Duct								Console		
		Special MJ							Special ET						1 Way Cassette		4 Way Cassette						Mid / High Static Pressure		Low Static Pressure								
		5	7	9	12	15	18	24	7	9	12	18	24		9	12	5	7	9	12	18	24	18	24	9	12	18	24	9	12	18			
R32	MU2R15.U13	●	●	●	●				●	●	●				●	●	●	●	●	●					●	●			●	●				
	MU2R17.U13	●	●	●	●	●			●	●	●				●	●	●	●	●	●					●	●			●	●				
	MU3R19.U23	●	●	●	●	●	●		●	●	●	●			●	●	●	●	●	●	●				●		●	●	●	●				
	MU3R21.U23	●	●	●	●	●	●		●	●	●	●			●	●	●	●	●	●	●				●		●	●	●	●	●			
	MU4R25.U22	●	●	●	●	●	●	●	●	●	●	●	●		●	●	●	●	●	●	●	●			●	●	●	●	●	●	●			
	MU4R27.U42	●	●	●	●	●	●	●	●	●	●	●	●		●	●	●	●	●	●	●	●			●	●	●	●						
	MU5R30.U42	●	●	●	●	●	●	●	●	●	●	●	●		●	●	●	●	●	●	●	●			●	●	●	●						
	MU5R40.U42	●	●	●	●	●	●	●	●	●	●	●	●		●	●	●	●	●	●	●	●			●	●	●	●						
R410A	FM40AH.U34	●	●	●	●	●	●	●	●	●	●	●	●		●	●	●	●	●	●	●	●			●	●	●	●	●	●	●			
	FM41AH.U34	●	●	●	●	●	●	●	●	●	●	●	●		●	●	●	●	●	●	●	●			●	●	●	●	●	●	●			
	FM48AH.U34	●	●	●	●	●	●	●	●	●	●	●	●		●	●	●	●	●	●	●	●			●	●	●	●	●	●	●			
	FM49AH.U34	●	●	●	●	●	●	●	●	●	●	●	●		●	●	●	●	●	●	●	●			●	●	●	●	●	●	●			
	FM56AH.U34	●	●	●	●	●	●	●	●	●	●	●	●		●	●	●	●	●	●	●	●			●	●	●	●	●	●	●			
	FM57AH.U34	●	●	●	●	●	●	●	●	●	●	●	●		●	●	●	●	●	●	●	●			●	●	●	●	●	●	●			

REFRIGERANT		R32					R32			R410A		
TYPE		MULTI PIPING					MULTI PIPING			DB BOX TYPE		
kBtu/h		14	16	18	21	24	27	30	40	40	48	56
kW		4.1	4.7	5.3	6.2	7.0	7.9	8.8	11.7	11.7	14.1	16.4
Energy Efficiency	BLDC Comp & Fan Motor	•	•	•	•	•	•	•	•	•	•	•
	Eurovent Certification	•	•	•	•	•	•	•	•	•	•	•
	NFPAC Certification			•	•			•	•			
	Variable Voltage Control	•	•	•	•	•	•	•	•	•	•	•
	Wide Louver Plus Fin	•	•	•	•	•	•	•	•	•	•	•
	Optimized Heat Exchanger Path	•	•	•	•	•	•	•	•	•	•	•
	Power Saving Start up	•	•	•	•	•	•	•	•	•	•	•
	Peak Current Control	•	•	•	•	•	•	•	•	•	•	•
	Mode Lock	•	•	•	•	•	•	•	•	•	•	•
Extreme Durability	R1 Compressor								•	•	•	•
	Twin Rotary Compressor	•	•	•	•	•	•	•				
	Smart Sensor Pressure Control					•	•	•	•	•	•	•
	Black Fin Heat Exchanger	•	•	•	•	•	•	•	•	•	•	•
Comfort & Convenience	Fast Cooling & Heating					•	•	•	•	•	•	•
	Night Silent Operation	•	•	•	•	•	•	•	•	•	•	•
	Wiring Error Check	•	•	•	•	•	•	•	•	•	•	•
	LG MV	•	•	•	•	•	•	•	•	•	•	•
	PI-485 Connection			•	•	•	•	•	•	•	•	•
	Forced Cooling Operation	•	•	•	•	•	•	•	•	•	•	•

PERFECT SOLUTION
FOR MULTIPLE ROOMS



Energy Efficiency | **Extreme Durability** | **Comfort and Convenience**

LG's Multi Split system provides powerful, efficient cooling and heating with **up to nine indoor units** operating from a single outdoor unit.
LG's advanced inverter technology offers powerful performance while consuming less energy, occupying less space and making less noise compared to individual (two or more) single split systems.

A variety of sleek and elagant indoor units are available in a full range of capacities fitting any decore and room sizes.

With easy installation, there is a lower chance of technical defects, while various convenient functions for easy maintenance are proposed.



Enjoy A New Level Of Fresh Air

UVnano™ Filter Box



LG UVnano Filter Box can effectively create a safe indoor environment by trapping and removing various harmful substances such as Ultrafine dust, bacteria and viruses in the form of droplets.



Air Purification Operation



Step 1

Pre-Filter
- Traps large particles
  - Fine dust
  - Bacteria
  - Viruses in the form of droplets

Step 2

UVnano
- Sterilizes bacteria and viruses parasitized on bacteria up to 99.99%[1] by irradiating ultraviolet rays

Step 3

ePM$_1$ 65% Filter
- Traps particles as small as 0.3μm in size[2]

1) Based on TÜV Rheinland test coducted according to LG test method in compliance with ISO 20743, removing 99.99 of percent of Staphylococcus aureus, Staphylococcus epidermidis, and Klebsiella pneumoniae after being exposed to UV LED lights for 4 hours (Tested Models : PBM13M3UA0, PBM13M2UA0, PBM13M1UA0)
2) Based on KCL (Korea Conformity Laboratories). The test was conducted in compliance with ISO 16890

Certificate



Certified Test Report

The built-in UV LED module of the tested model (PBM13M3UA0) demonstrated over 99.99% disinfection performance on bacteria at measuring points of the Pre-Filter under the proposed test conditions.

** Tested by TUV Rheinland Standard



Certified Test Report

The built-in UV LED module of the tested model (PBM13M3UA0) demonstrated 99.99% disinfection performance on virus (Phi X 174) at measuring points of the Pre-Filter under the proposed test conditions.

** Tested by TUV Rheinland Standard

ePM$_1$ 65% Filter

ePM$_1$ 65% Filtering capability rating in accordance with ISO 16890

Certified Test Report





KCL

ISO 16890

Comparison of Filter Classes

EN 779	ISO 16890 (Average Efficiency)				ASHRAE 52.2
Filter Class	ePM$_1$	ePM$_{2.5}$	ePM$_{10}$	Coarse	Filter Rating
G1	-	-	-	-	MERV 1~4
G2	-	-	-	30% ~ 50%	MERV 1~4
G3	-	-	-	45% ~ 65%	MERV 5
G4	-	-	-	60% ~ 85%	MERV 6~8
M5	5% ~ 35%	10% ~ 45%	40% ~ 70%	80% ~ 95%	MERV 8~10
M6	10% ~ 40%	20% ~ 50%	45% ~ 80%	> 90%	MERV 9~13
F7	40% ~ 65%	50% ~ 75%	80% ~ 90%	> 95%	MERV 13~14
F8	65% ~ 90%	75% ~ 95%	90% ~ 100%	> 95%	MERV 14~15
F9	80% ~ 90%	85% ~ 95%	90% ~ 100%	> 95%	MERV 16

** Tested by KCL (Korea Conformity Laboratories)
※ ISO 16890 Standard provides lab evaluation procedures which more realistically simulate actual operating conditions, replacing EN 779 Standard's filter classes G1-F9 by a classification system based on particulate groups PM1, PM2.5 and PM10.
※ Unlike EN 779 Standard which specifies Filter Classes, ISO 16890 Standard classifies according to Filter Groups, evaluating a filter's performance by its arrestance of particles from 0.3μm to 10μm in size. Filter Group PM1 comprises particulate sizes ≤ 1.0μm, PM2.5 includes particulates sizes ≤ 2.5μm and PM10 covers particulate sizes ≤ 10μm.
※ Minimum efficiency is defined as the efficiency achieved following electrostatic discharge of the filter before testing.
※ Average efficiency is calculated by averaging the filter's efficiencies in the untreated state (before electrostatic discharge) and in the discharged state.



Nominal Capacity	kBtu/h	14	16	18	21	24	27	30	40
	kW	4.1	4.7	5.3	6.2	7.0	7.9	8.8	11.2
Efficiency (Wh / Wh)	SEER	8.60	8.50	8.60	8.50	8.00	8.00	8.20	7.50
		A+++	A+++	A+++	A+++	A++	A++	A++	A++
	SCOP	4.61	4.61	4.65	4.65	4.40	4.30	4.30	4.40
		A++	A++	A++	A++	A+	A+	A+	A+

Peak Current Control

Through the peak current control technology, it is possible to save energy and operation costs. A user can choose either cooling-only or heating-only operation by setting the dip switch.

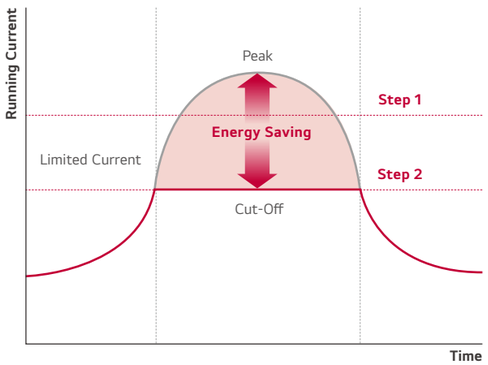

※ When using Peak current control, the cooling capacity may not be sufficient.

- By limiting the running current to the maximum, the air conditioner can avoid running on the peak current level.
- This function can reduce energy costs during peak periods when electricity is more expensive.

How to set dip switch

❶ Max power consumption : 2.5 kW

❷ Max power consumption : 1.9 kW

Step 1

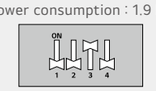

24% SAVE

❸ Max power consumption : 1.7 kW

Step 2

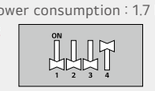

32% SAVE

- 7.0kW model
- LG Internal test result

※ Cooling : Indoor Ambient Temp. 27°CDB / 19°CWB,
Outdoor Ambient Temp. 35°CDB / 24°CWB

Enhanced Heat Exchange

Wide Louver Plus Fin technology contributes to 11% increase in full load heating performance and 6% increase in COP compared to a conventional fin. It can slow down the frosting of a heat exchanger and postpone the start of a defrosting operation.

Heating Operation at Defrost Condition

It can slow down frosting of heat exchanger and postpone the start of defrosting operation.

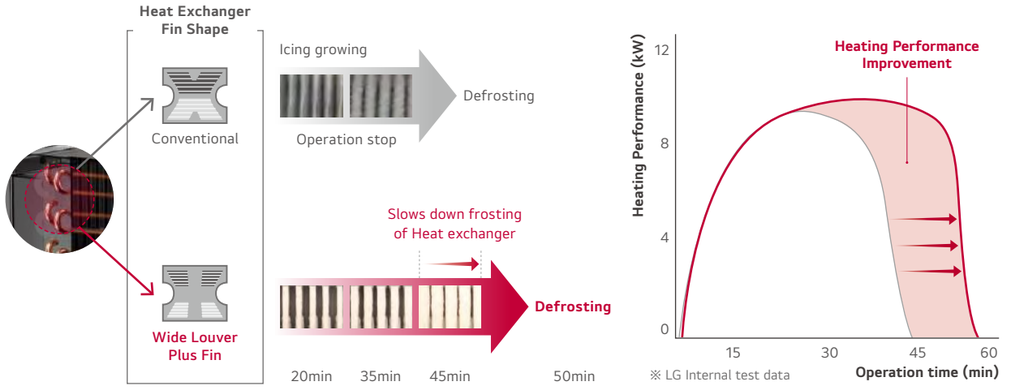

Mode Lock

The air conditioning system can be locked to operate in cooling only or heating only mode by a wired remote controller or adjusting dip switch*.



* Dip switch setting has the priority

R1 Compressor™



1 Centrifugal oil return & Oil separating guide for oil discharge reduction

- Higher Energy Efficiency (*SEER 22% ↑)

2 Extended Operation Range (Max. 150Hz)

- Higher Heating Performance

3 Shaft-through Structure & Support both ends of a shaft

- Solid compressor operation assuring higher durability

4 Bottom Compression & Simple Structure

- Lower Noise & Vibration (**Max. 4dB(A) ↓)
- Less Weight (**20% ↓)
- Superior Reliability

* LG Internal test result, Based on single split 10 kW Cassette
** LG Internal test result, Based on conventional compressor (Rotary type GPT442M)
※ R1 Compressor application ※ Model : 40-56k (7 models)

Revolutionary Scroll Compressor

Revolutionary Scroll Compressor serves for higher efficiency and reliability. This type of compressor is more advanced compared to the conventional one. The tilting motion of scroll has been improved in particular, as well as the operation range.

- Scroll compressor with simple structure
- High efficiency (Low load at low speed / total efficiency)
- Low noise (High speed possible)
- Improved Tilting Motion of scroll
- 20% weight reduction (vs. Conventional compressor)

※ Applied Model : 40~56k (7 models)

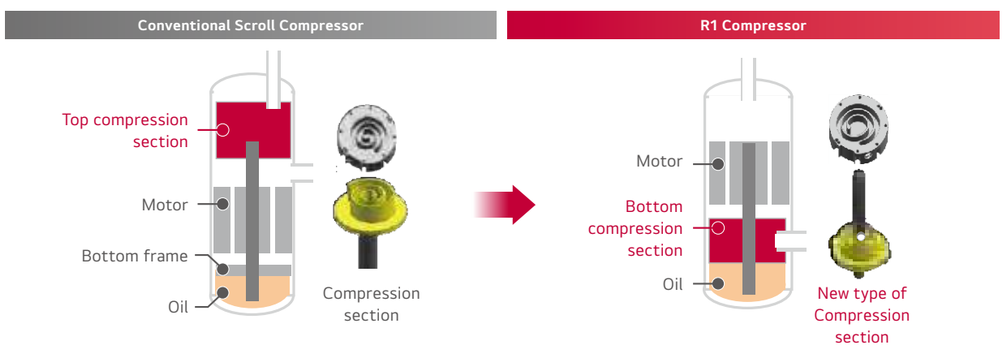

Seasonal Energy Efficiency

SEER 22%, SCOP 5% improvement (vs. Rotary)

※ Multi 40k

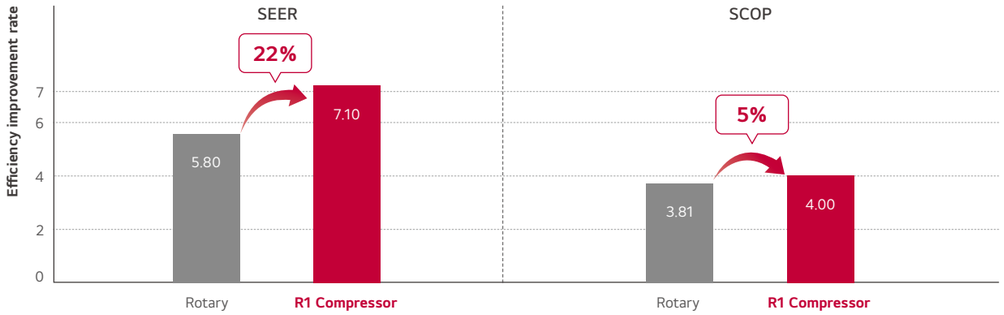

Wide Operation Range

- Optimized for operation with varios cooling & heat load
- The world's best compressor speed (Up to 150 Hz)
- Low loas operation optimized (down to 10 Hz): efficiency increased, comfort improved.

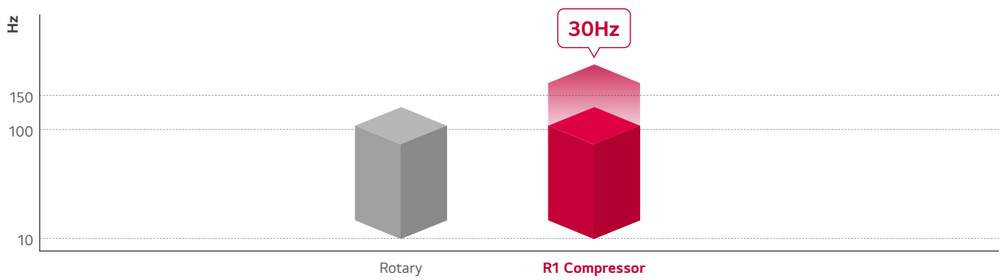



Improved BLDC Dual Inverter Compressor

Parts of Dual Inverter Compressor have been improved to assure a longer lifespan of the product.

Flow Optimization
Oil inflow is increased by a longer oil discharge pipe, which keeps enough oil inside the compressor to prevent compressor abrasion.

Concentrated Winding Motor
Oil path area is improved by over 50% by increasing the extra stator cavity. Due to this, caloric value of motor is reduced, improving the cooling function of stator coil.



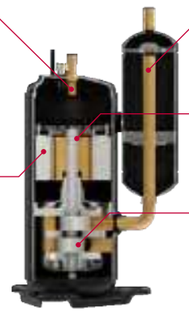

Dual Inverter Compressor

Suction Optimization
Reduced suction loss and improved oil collection through the optimization of suction path.

Surface Coating
Surface coating of outstanding abrasion resistance property on vane and crank shaft.



Twin Rotary Rotor
Upper and lower part rotor offset imbalance in shaft rotor rotation. Vibration and noise are reduced. Max torque load decreased by 45% compared to single rotor.



Wide Operation Range

Thanks to the wide operation range, models using R32 refrigerant are suitable for cooling in summer & heating in winter season.

Cooling Mode

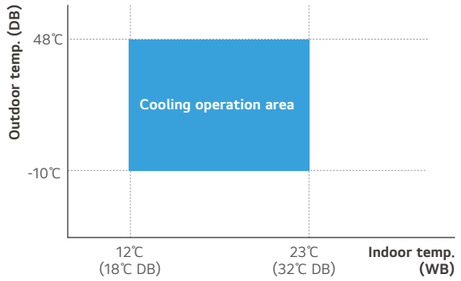

Heating Mode

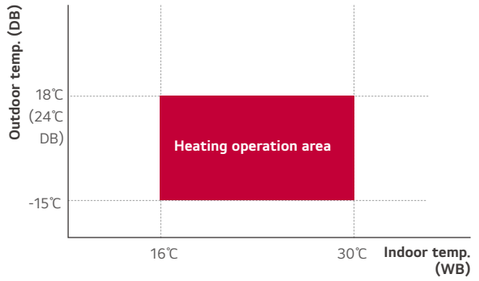

Corrosion Resistance Black Fin

The black coating with enhanced epoxy resin serves to protect the product from various external corrosive conditions such as salt contamination and air pollution including fumes from factories.

Longer Lifespan, Lower Maintenance Costs

Hydrophilic film (Water flow)
The Hydrophilic coating minimizes moisture buildup on the fin.

Complex resin (Corrosion resistant)
The Black coating provides strong protection from corrosion.

Aluminum Fin



※ In certain cases, the product might not be fully treated for corrosion. To install near the sea, additional protection is required.

Verified Protection





TÜVRheinland®

※ Verification of corrosion resistance performance
- Test Method B of ISO21207
- ASTM B117 / ISO 9227 (10,000 hours)

COMFORT & CONVENIENCE

The advanced technologies of LG make a user feel comfort and convenience by several unique functions.



Scheduled Operation

You can set up to 30 schedules for one day or a week.

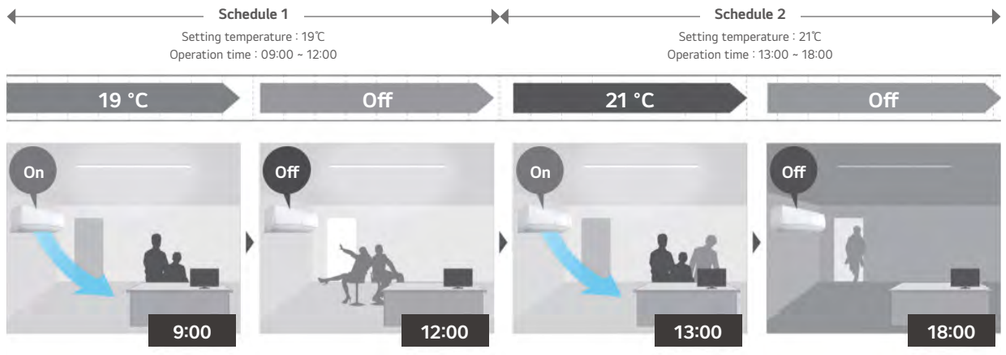

※ : These functions need to connect to the wired remote controller.



Premium
- 5 schedules per day
- Up to 35 schedules for per week



Standard III
- Up to 30 schedules per one day or week



Standard II
- 2 schedules per day
- Up to 14 schedules for per week

Quick Cooling & Heating by Smart Sensor System

Through the Smart Sensor System (Pressure & temperature control), a user can save time to reach the desired temperature and experience the quick and reliable operation with the LG Multi Split.

Performance of Smart Sensor System

Smart Sensor System takes less time to reach the desired temperature: up to 30% in cooling and 44% in heating with high level of accuracy and stability.

Cooling Mode

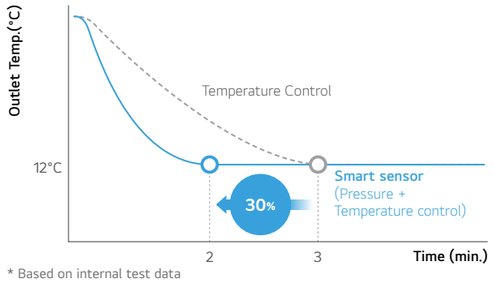

Heating Mode

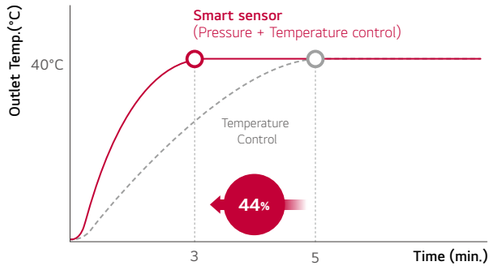

* Based on internal test data

Why Smart Sensor System ?

Only Temperature



Temperature Sensor Only

Step 1 Sensing → Step 2 Estimating Pressure → It takes more time / Lack of reliability

Smart Sensor System



Temperature Sensor + **Pressure Sensor**

Step 1 **Sensing and ready for operation** → Quick and reliable operation

- Quick response due to sensing.
- Ensures to reach target performance point without failing to keep a reliable operation.

The Configuration of Smart Sensors



While every brand has temperature sensors, LG boasts a unique Smart sensor system, with several temperature sensors and a pressure sensor in order to directly measure refrigerant pressure precisely.

Field Failure Rate of Outdoor Unit

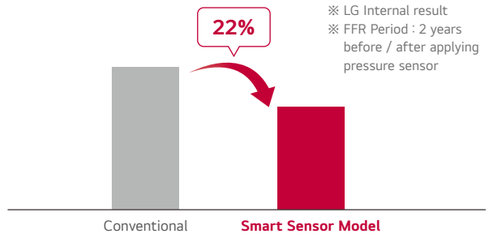

Mobile LGMV (Monitoring View)

LG MV simplifies the inspection (diagnosis) and monitoring of air conditioning units for engineers, allowing easy access through your smartphone or PC.

※ Specifications may vary for each model.

PC Version



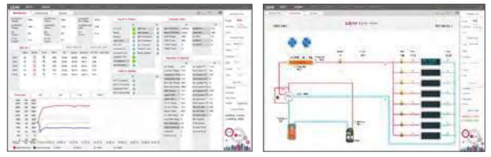

Operation Information | Cycle View

- IDU & ODU Information
- Cycle & Valves
- Sensors & Electricity
- Cycle Diagram
- Actuator Information

Smartphone Version





Monitoring Data | Diagnosis | Commissioning | Troubleshooting Guide

Technicians can not only review cycle information through diagrams and graphs but can also easily check error statuses (Troubleshooting guide) and take immediate action.

※ For Android or iOS Users: Search for "Mobile LGMV" on Google Play or the Apple Store and proceed with the download.
※ Additional Requirement: A Wi-Fi modem (PWFMDD200) is required as an optional accessory.

Pump Down (Forced Cooling Operation)

The Pump Down (Forced cooling operation) allows refrigerant to be recharged or pumped down regardless of the indoor and outdoor temperature. This function is very useful when indoor units are being relocated or repaired during winter.

Recharging

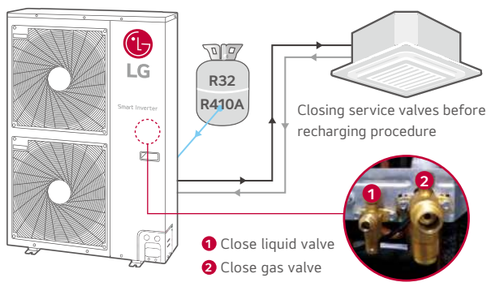

Pump Down

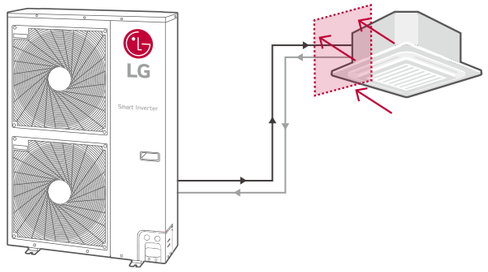

Possible to pump down refrigerant forcibly during winter when indoor or outdoor condition may not meet operation range.

Easy Troubleshooting

The operation status is recorded until a malfunction occurs.
A service engineer can analyze the malfunction cause more easily during maintenance.

Conventional

A service engineer has to look for many causes of failure one by one.

Too much effort is required to diagnose the source of trouble

Multi Split (LG Only)

A service engineer can diagnose malfunction causes using recorded data.

Save time & improve accuracy of malfunction diagnosis



A service engineer can check recorded data through a smartphone when a Wi-Fi module is installed in an outdoor unit.

Wiring Error Check

During trouble shooting after installation, installers can check whether the transmission cable has been connected correctly by using the wiring error check function. It can be shown at outdoor PCB. This wiring error check function can reduce the time taken to check for transmission cable errors.

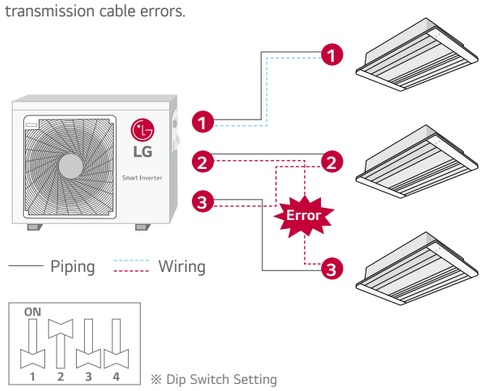

※ Dip Switch Setting

LED Result

- If the wiring is correct, the Green LED will light up.
- If the wiring is wrong, display is as below.
  - Red LED : Piping Number
  - Green LED : Wiring Number (Room)

Ex) If the Red LED blinks twice and the Green LED blinks 3 times, 2nd wire is connected to the 3rd indoor unit.

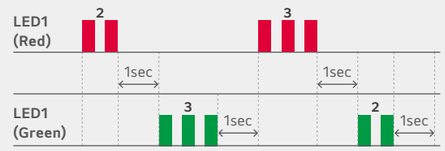

Silent Operation

Silent Operation can reduce noise levels by simply setting the dip switch on the PCB of the outdoor unit.

Cooling Mode

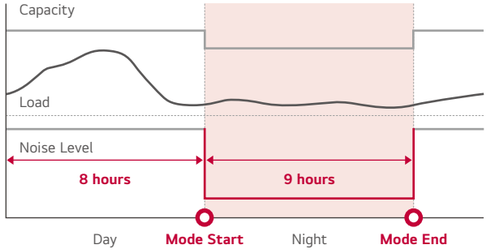

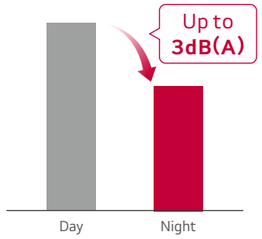

※ This function is only available for Cooling Mode.
※ If you want to stop the Night Quiet Mode, Change the Dip Switch.

R32
MULTI SPLIT





R32

EUROVENT CERTIFIED PERFORMANCE
www.eurovent-certification.com

LG participates in the ECP programme for EUROVENT AC program.
Check ongoing validity of certification : www.eurovent-certification.com

OUTDOOR UNITS				MU2R15.U13	MU2R17.U13
Compressor	Type			Twin Rotary	Twin Rotary
Capacity**	Cooling	Min. / Nom. / Max.	kW	0.9 / 4.1 / 4.7	0.9 / 4.7 / 5.4
	Heating	Min. / Nom. / Max.	kW	1.0 / 4.7 / 5.4	1.0 / 5.1 / 5.5
Low Temperature Capacity	Heating -7°C	Max.	kW	3.7	4.0
Power Input**	Cooling	Min. / Nom. / Max.	kW	0.2 / 1.0 / 1.4	0.2 / 1.2 / 1.8
	Heating	Min. / Nom. / Max.	kW	0.2 / 1.1 / 1.5	0.2 / 1.2 / 1.5
Running Current	Cooling	Min. / Nom. / Max.	A	1.0 / 4.4 / 6.2	1.0 / 5.4 / 8.0
	Heating	Min. / Nom. / Max.	A	1.1 / 4.7 / 6.5	1.1 / 5.3 / 6.7
EER				4.10	3.84
COP				4.40	4.25
SEER				8.60	8.50
SCOP				4.61	4.61
Pdesign (@-10°C)			kW	3.60	3.60
Seasonal Energy Label	Cooling / Heating (A+++ to D Scale)			A+++ / A++	A+++ / A++
Annual Energy Consumption	Cooling / Heating			167 / 1,095	193 / 1,095
Airflow Rate	Nom.		m^3/min	35	35
Sound Pressure*	Cooling	Nom.	dB(A)	45	46
	Heating	Nom.	dB(A)	48	49
Sound Power	Cooling	Max.	dB(A)	60	61
Dimensions	W x H x D		mm	770 x 545 x 288	770 x 545 x 288
Net Weight			Kg	32.5	32.5
Refrigerant	Type			R32	R32
	Charge		Kg	1.04	1.04
	Additional Charge		g/m	-	-
	GWP			675	675
	t-CO_2 eq			0.702	0.702
Operation Range (Outdoor)	Cooling	Min. / Max.	°C DB	-10 / 48	-10 / 48
	Heating	Min. / Max.	°C WB	-15 / 18	-15 / 18
Power Supply			Ø / V / Hz	1 / 220-240 / 50	1 / 220-240 / 50
Power Supply Cable			No. x mm^2	3C x 2.5	3C x 2.5
Transmission Cable			No. x mm^2	4C x 0.75	4C x 0.75
Circuit Breaker			A	13	13
Piping Length Total			m	30	30
Piping Length per Branch		Max.	m	20	20
Piping Elevation Difference	IDU - ODU	Max.	m	15	15
	IDU - IDU	Max.	m	7.5	7.5
Piping Connection	Liquid		mm (inch) x No.	Ø6.35 (1/4) x 2	Ø6.35 (1/4) x 2
	Gas		mm (inch) x No.	Ø9.52 (3/8) x 2	Ø9.52 (3/8) x 2

* Sound Pressure is not a value declared on Eurovent Program.

Notes :

1. Capacities are based on the following conditions:
   Cooling : - Indoor Temperature 27°C (80.6°F) DB / 19°C (66.2°F) WB - Outdoor Temperature 35°C (95°F) DB / 24°C (75.2°F) WB
   Heating : - Indoor Temperature 20°C (68°F) DB / 15°C (59°F) WB - Outdoor Temperature 7°C (44.6°F) DB / 6°C (42.8°F) WB
   Piping Length - Interconnecting Piping Length 7.5m - Level Difference of Zero.
2. ** : See page "Combination Table".
3. Due to our policy of innovation some specifications may be changed without notification.
4. At least two indoor units should be connected
5. Minimum combination ratio should be more than 40%.
6. This product contains fluorinated greenhouse gases (R32)

MU3R19.U23 / MU3R21.U23



MU4R25.U22



R32

NF

* This authentication applies only to 18k, 21k.

EUROVENT CERTIFIED PERFORMANCE www.eurovent-certification.com

LG participates in the ECP programme for EUROVENT AC program.
Check ongoing validity of certification : www.eurovent-certification.com

OUTDOOR UNITS				MU3R19.U23	MU3R21.U23	MU4R25.U22
Compressor	Type			Twin Rotary	Twin Rotary	Twin Rotary
Capacity**	Cooling	Min. / Nom. / Max.	kW	1.1 / 5.3 / 6.3	1.1 / 6.2 / 7.3	1.1 / 7.0 / 8.5
	Heating	Min. / Nom. / Max.	kW	1.2 / 6.3 / 7.3	1.2 / 7.0 / 7.8	1.2 / 8.1 / 9.1
Low Temperature Capacity	Heating -7°C	Max.	kW	5.2	5.6	5.9
Power Input**	Cooling	Min. / Nom. / Max.	kW	0.3 / 1.2 / 1.8	0.3 / 1.5 / 2.4	0.3 / 1.8 / 2.8
	Heating	Min. / Nom. / Max.	kW	0.3 / 1.3 / 1.9	0.3 / 1.6 / 2.2	0.3 / 1.8 / 2.9
Running Current	Cooling	Min. / Nom. / Max.	A	1.3 / 5.3 / 8.1	1.3 / 6.6 / 10.7	1.3 / 8.0 / 12.6
	Heating	Min. / Nom. / Max.	A	1.2 / 5.9 / 8.6	1.2 / 6.9 / 9.8	1.3 / 8.3 / 12.9
EER				4.43	4.15	4.00
COP				4.80	4.51	4.40
SEER				8.60	8.50	8.00
SCOP				4.65	4.65	4.40
Pdesign (@-10°C)			kW	5.00	5.00	5.40
Seasonal Energy Label	Cooling / Heating (A+++ to D Scale)			A+++ / A++	A+++ / A++	A++ / A+
Annual Energy Consumption	Cooling / Heating			215 / 1,505	253 / 1,505	308 / 1,718
Airflow Rate	Nom.		m^3/min	50	50	50
Sound Pressure*	Cooling	Nom.	dB(A)	47	48	49
	Heating	Nom.	dB(A)	50	51	53
Sound Power	Cooling	Max.	dB(A)	61	62	64
Dimensions	W x H x D		mm	870 x 650 x 330	870 x 650 x 330	870 x 650 x 330
Net Weight			Kg	44.5	44.5	47.0
Refrigerant	Type			R32	R32	R32
	Charge		Kg	1.40	1.40	1.4
	Additional Charge		g/m	20	20	20
	GWP			675	675	675
	t-CO_2 eq			0.945	0.945	0.945
Operation Range (Outdoor)	Cooling	Min. / Max.	°C DB	-10 / 48	-10 / 48	-10 / 48
	Heating	Min. / Max.	°C WB	-15 / 18	-15 / 18	-18 / 18
Power Supply			Ø / V / Hz	1 / 220-240 / 50	1 / 220-240 / 50	1 / 220-240 / 50
Power Supply Cable			No. x mm^2	3C x 2.5	3C x 2.5	3C x 2.5
Transmission Cable			No. x mm^2	4C x 0.75	4C x 0.75	4C x 0.75
Circuit Breaker			A	16	16	20
Piping Length Total			m	50	50	70
Piping Length per Branch		Max.	m	25	25	25
Piping Elevation Difference	IDU - ODU	Max.	m	15	15	15
	IDU - IDU	Max.	m	7.5	7.5	7.5
Piping Connection	Liquid		mm (inch) x No.	Ø6.35 (1/4) x 3	Ø6.35 (1/4) x 3	Ø6.35 (1/4) x 4
	Gas		mm (inch) x No.	Ø9.52 (3/8) x 3	Ø9.52 (3/8) x 3	Ø9.52 (3/8) x 4

* Sound Pressure is not a value declared on Eurovent Program.
Notes :
1. Capacities are based on the following conditions:
   Cooling : - Indoor Temperature 27°C (80.6°F) DB / 19°C (66.2°F) WB - Outdoor Temperature 35°C (95°F) DB / 24°C (75.2°F) WB
   Heating : - Indoor Temperature 20°C (68°F) DB / 15°C (59°F) WB - Outdoor Temperature 7°C (44.6°F) DB / 6°C (42.8°F) WB
   Piping Length - Interconnecting Piping Length 7.5m - Level Difference of Zero.
2. ** : See page "Combination Table".
3. Due to our policy of innovation some specifications may be changed without notification.
4. At least two indoor units should be connected
5. Minimum combination ratio should be more than 40%.
6. This product contains fluorinated greenhouse gases (R32)



R32

NF

* This authentication applies only to 30k, 40k.

EUROVENT CERTIFIED PERFORMANCE www.eurovent-certification.com

LG participates in the ECP programme for EUROVENT AC program.
Check ongoing validity of certification : www.eurovent-certification.com

OUTDOOR UNITS				MU4R27.U42	MU5R30.U42	MU5R40.U42
Compressor	Type			Twin Rotary	Twin Rotary	Scroll
Capacity**	Cooling	Min. / Nom. / Max.	kW	1.3 / 7.9 / 9.5	1.3 / 8.8 / 10.6	1.3 / 11.2 / 14.7
	Heating	Min. / Nom. / Max.	kW	1.5 / 9.1 / 10.6	1.5 / 10.1 / 12.1	1.5 / 12.5 / 16.0
Low Temperature Capacity	Heating -7°C	Max.	kW	6.4	7.1	11.0
Power Input**	Cooling	Min. / Nom. / Max.	kW	0.4 / 1.8 / 2.9	0.4 / 2.0 / 3.4	0.4 / 3.3 / 5.3
	Heating	Min. / Nom. / Max.	kW	0.6 / 2.1 / 3.4	0.6 / 2.2 / 3.6	0.4 / 3.1 / 5.3
Running Current	Cooling	Min. / Nom. / Max.	A	1.9 / 8.1 / 13.1	1.9 / 9.1 / 15.2	1.8 / 14.4 / 23.9
	Heating	Min. / Nom. / Max.	A	2.8 / 9.4 / 15.3	2.8 / 9.7 / 16.3	1.8 / 16.5 / 24.2
EER				4.39	4.40	3.50
COP				4.39	4.70	4.10
SEER				8.00	8.20	7.50
SCOP				4.30	4.30	4.40
Pdesign (@-10°C)			kW	7.00	7.40	9.10
Seasonal Energy Label	Cooling / Heating (A+++ to D Scale)			A++ / A+	A++ / A+	A++ / A+
Annual Energy Consumption	Cooling / Heating			346 / 2,214	376 / 2,344	523 / 2,896
Airflow Rate	Nom.		m^3/min	60	60	80
Sound Pressure*	Cooling	Nom.	dB(A)	48	49	52
	Heating	Nom.	dB(A)	52	53	54
Sound Power	Cooling	Max.	dB(A)	64	64	64
Dimensions	W x H x D		mm	950 x 834 x 330	950 x 834 x 330	950 x 834 x 330
Net Weight			Kg	63.5	64.1	74.0
Refrigerant	Type			R32	R32	R32
	Charge		Kg	2.3	2.6	2.8
	Additional Charge		g/m	20	20	20
	GWP			675	675	675
	t-CO_2 eq			1.553	1.755	1.890
Operation Range (Outdoor)	Cooling	Min. / Max.	°C DB	-10 / 48	-10 / 48	-10 / 48
	Heating	Min. / Max.	°C WB	-18 / 18	-18 / 18	-18 / 18
Power Supply			Ø / V / Hz	1 / 220-240 / 50	1 / 220-240 / 50	1 / 220-240 / 50
Power Supply Cable			No. x mm^2	3C x 2.5	3C x 2.5	3C x 2.5
Transmission Cable			No. x mm^2	4C x 0.75	4C x 0.75	4C x 0.75
Circuit Breaker			A	25	25	40
Piping Length Total			m	70	75	85
Piping Length per Branch		Max.	m	25	25	25
Piping Elevation Difference	IDU - ODU	Max.	m	15	15	15
	IDU - IDU	Max.	m	7.5	7.5	7.5
Piping Connection	Liquid		mm (inch) x No.	Ø6.35 (1/4) x 4	Ø6.35 (1/4) x 5	Ø6.35 (1/4) x 5
	Gas		mm (inch) x No.	Ø9.52 (3/8) x 4	Ø9.52 (3/8) x 5	Ø9.52 (3/8) x 5

* Sound Pressure is not a value declared on Eurovent Program.
Notes :
1. Capacities are based on the following conditions:
   Cooling : - Indoor Temperature 27°C (80.6°F) DB / 19°C (66.2°F) WB - Outdoor Temperature 35°C (95°F) DB / 24°C (75.2°F) WB
   Heating : - Indoor Temperature 20°C (68°F) DB / 15°C (59°F) WB - Outdoor Temperature 7°C (44.6°F) DB / 6°C (42.8°F) WB
   Piping Length - Interconnecting Piping Length 7.5m - Level Difference of Zero.
2. ** : See page "Combination Table".
3. Due to our policy of innovation some specifications may be changed without notification.
4. At least two indoor units should be connected
5. Minimum combination ratio should be more than 40%.
6. This product contains fluorinated greenhouse gases (R32)

Soft Air Surrounds You In Comfort

LG DUALCOOL™

Premium / Deluxe



Why LG DUALCOOL™?

Comfortable Air Flow

Enjoy a perfectly balanced breeze through multiple vanes and indirect air flow. Stay refreshed with automatic dehumidification matching your desired temperature. “Enjoy a Perfectly Balanced Breeze and Ideal Humidity, Tailored Just for You.

Proactive Energy Saving

Avoid worrying about unexpected electricity bills with kW manager. Human detecting sensor and window open detection actively save energy without having to worry about it.

Total Air Care

A multi-step filtration process with Freeze Cleaning that purifies the air, removes dust and bacteria, ensuring the air you breathe is always fresh.

Comfortable Air Flow

Soft Air

Stay comfortably cool with no chilly drafts and personalize breeze range and temperature.

As-is



When turned on, it becomes too cold, and if turned off, it becomes too hot. Additionally, when lying down on the bed, the direct cold wind can quickly make you feel uncomfortably cold.

To be



Experience a shift from excessive cold to a more comfortable and pleasant airflow—a fine-tuned wind flow for your comfort.

Cooling

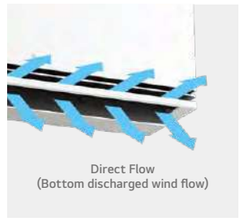

Room Temp. Control
→ Always cold wind

Soft Air



Wind Temp. Control
→ A pleasant, comfortable wind

Air Flow Speed Comparison

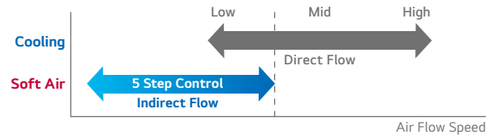

DUAL Vane

Dual Vane spreads airflow up or down, further and faster, for ideal comfort in any season.



Longer Stream Wind

Two separated vanes are combined to create one large single vane with the longer vane shape, the Dual Vane can send airflow further than conventional models.

Indirect Flow

Dual Vane provide indirect mode for more comfortable experience compared to single vane. It provides that cold wind blows down from above of head, hot wind comes up from underneath of feet, reducing the discomfort of direct wind contact.



Single Vane



Dual Vane

Faster Cooling & Heating

Dual Vane can provide optimized airflow that single vane can not achieve It enables cooling up to 23% faster and heating up to 6% faster than single vane.



Top Airflow



Bottom Airflow

22% UP — Air Flow Distance

23% UP — Cooling Performance Speed

6% UP — Heating Performance Speed

※ Performance comparison vs Single Vane

1) Date 2023.06, Measurement results in LG air conditioner test chamber, installation height 1.8 m, Fan mode. Using a wind speed probe, the height range from 0.1 to 1.7 m is measured in 0.2 m increments. Measures the maximum distance reached by airflow more than 0.25 m/s speed from the products
2) Date 2023.10 LG air conditioner home environment testing chamber, 20.9 ㎡/50.1 ㎥, Jet Mode, Indoor DB (33±0.3)℃ / RH (60±5)%, Outdoor DB (35±0.3)℃ / RH (50±5)% 18℃ setting on cooling mode, Indoor DB (12±0.3)℃ / RH (60±5)%, Outdoor DB (7±0.3)℃ / RH (87±5)% 30℃ setting on heating mode, measured the time took reduce 5℃ (for Cooling) / rise 5℃ (for heating), from the initial average room temperature. Test Model : S3-M12KL2MB (SK), S3-M121L1C0 (S1 New Platform)

Comfortable Air Flow

Comfort Humidity Control

No excess chill, Comfort Humidity Control perfects your home with humidity optimized to your desired temperature.

Conventional

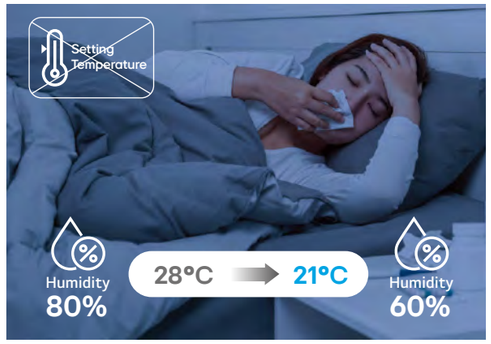

LG DUALCOOL



Operation Example (24°C Setting)

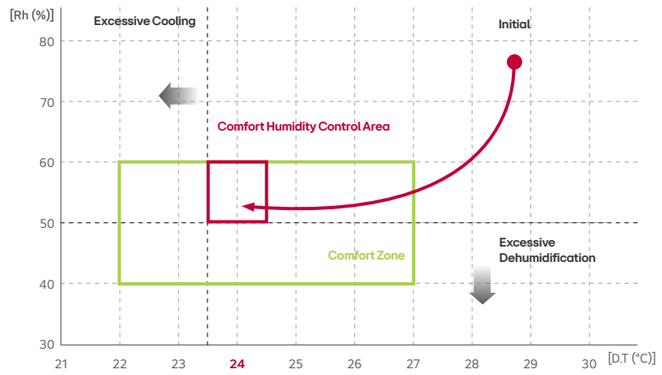

※ The air flow changes automatically based on the operating environment.
※ This function can be used through remote controller and LG ThinQ app.
※ The humidity is automatically controlled according to the temperature set by the customer.

Proactive Energy Saving

Human Detecting Sensor

Human Detection Sensor's location detector provides comfy airflow control and auto power-savings.

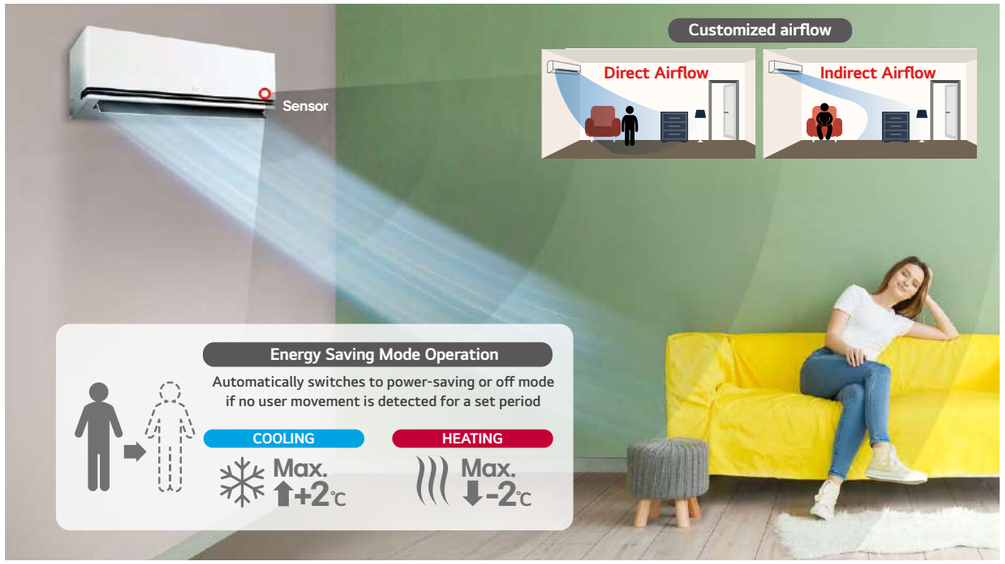

※ This function can be turned on/off through remote controller or LG ThinQ app.
※ The "Human Detection Sensor" only activates cooling and heating mode.
※ The judgment time of absence human detection can be set from 20 to 120 min through LG ThinQ app (Default 20 min).
※ Human body detection covers 100 degrees left and right based on the product, and the maximum detection distance is 5 m.
※ Depending on usage conditions, sensor detection range may be shortened.

A new air conditioner designed to seamlessly integrate with your senses and interior.

LG ARTCOOL™ Gallery

Premium / Special



Explore the ARTCOOL 2nd Evolution Gallery – an interior masterpiece.

Art Display (27" Full HD LCD)

Experience a 27" Full HD LCD display incorporated into the air conditioning unit. Customize the screen to suit your mood and preferences.



Wood Frame Design

Featuring a modern and luxurious design that seamlessly harmonizes with any space.

The ARTCOOL Gallery Design has been submitted to the EU award through the international organization WIPO.

Create the interior settings using the LG ThinQ App

Choose up to 20 photos from your phone and send them to Look at Me through the ThinQ app, allowing you to view them on the air conditioner.

Setting Click → Select Style on Cover Screen → Select Image or Video & Click → Preview



Low Noise

LG air conditioners operate at 19dB low noise level.

※ Specifications may vary for each model.

How It Works

LG's Unique Skew Fan

By minimizing the surface pressure of the fan blade when in contact with the air, the noise produced by the air conditioning unit is reduced to a remarkably low level.



BLDC Fan Motor

With strong torque and powerful ND magnetism as well as precise speed control of 13 different steps for smooth operation, the BLDC motor provides substantial air volume and high static pressure, while keeping electrical and mechanical noise lower, and making high-speed operation available.

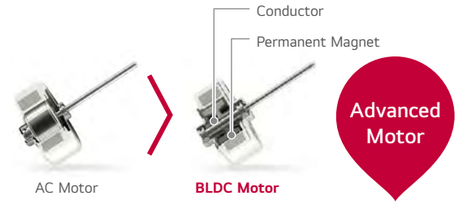

ALVC (Active Low Vibration Control)

A speed-error component estimates the load to compensate for imbalances, which are the primary causes of vibration and noise, enabling the rotation of the motor without vibration at low Hz levels.

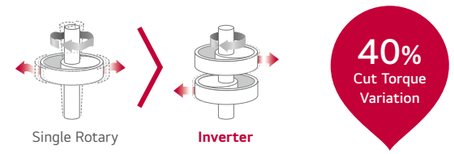

Conventional AC Motor
- Low efficiency.
- Heat problem during overhauling.
- Difficult precise speed control.

BLDC Motor
- Low electric and mechanical noise.
- Durable precise speed control.

Benefit

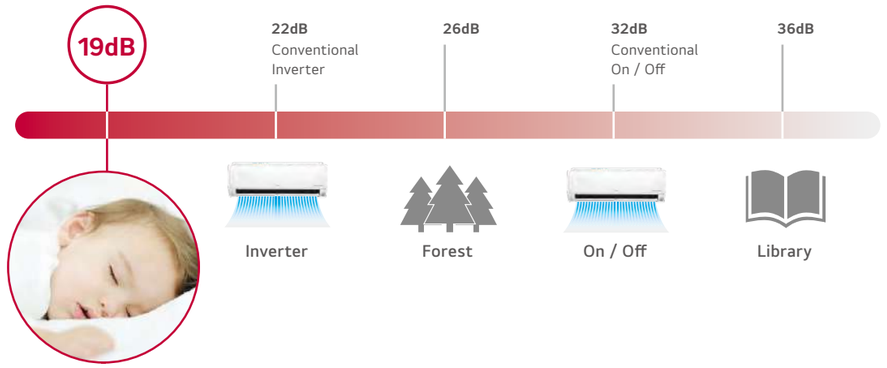

Fast Cooling

The cool airflow rapidly reaches all the corners of the room, keeping the space cool and comfortable.

※ Specifications may vary for each model. ※ Depending on the experimental conditions.

Pain Point

Bigger Skew Fan

Experience a 25% larger skew fan that generates highly powerful air blasts for efficient cooling.



Cooling Outlet

The larger and optimally designed cooling outlet ensures broader coverage, rapidly cooling larger areas for a more comfortable environment.

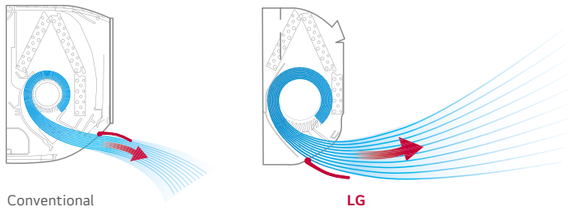

Test Result

Test Result

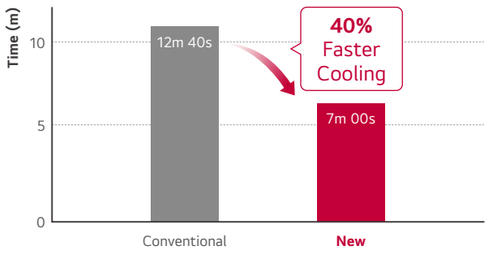

TÜVRheinland®

※ 26.5℃ Reach Time Comparison
※ Test Model
- Conventional : TS-H2465DA0
- New : US-Q242Kxy0

※ Test Conditions :
Indoor temperature 33°C, Outdoor temperature 35°C,
Relative humidity 60%, Setting temperature 26°C
Test room size : 4.3 m * 7.0 m * 2.3 m

Fast Heating

LG Residential Air Conditioners satisfy user needs by consuming less energy and heating a wider space in a shorter period.
This creates a warm and comfortable living environment.

※ Specifications may vary for each model. ※ Depending on the experimental conditions.

How It Works

4 Way Auto Swing (Easy Airflow Control)

The 4-Way Auto Swing feature adjusts airflow dynamically based on the surrounding environment. This ensures the optimal distribution of warm air throughout living areas, facilitating quick and efficient heating.

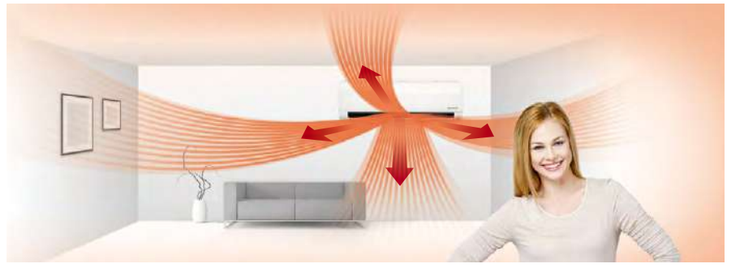

Vertical Airflow

During heating, the vane directs warm air downward, ensuring a pleasant and balanced room temperature.



Benefit & Test Result

22% Quick Heating

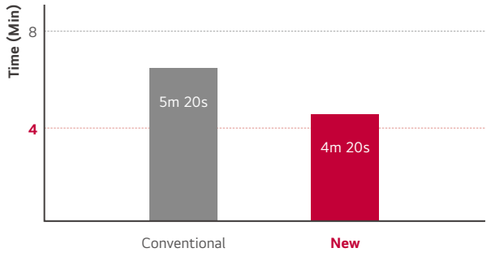

※ Test Conditions :
Outdoor temperature : 7°C, Indoor temperature : 12°C,
Humidity : 87%, Remote control : 30°C Power

Changes in Temperature Over 20 Minutes



※ Test Conditions :
Outdoor temperature : 7°C, Indoor temperature : 12°C,
Humidity : 87%, Remote control : 30°C Power

UVnano™

LG DUALCOOL, keeping the fan (inside the unit) 99.99% bacteria-free with ultraviolet light to ensure that the air passing through is clean too.

※ UVnano is an integrated marketing name that applies LG Electronics' entire home appliances and it is a compound of the words UV(ultraviolet) and nanometer (unit of length).

What Is UVnano™ and How It Works?

- Emit Ultraviolet rays of UVC wavelength directly damage the DNA of microorganisms (bacteria/mold/viruses) making it impossible for them to multiply.
- High absorption into DNA at 260 to 270 nm wavelengths

DNA Absorption Efficiency by Wavelength

Electromagnetic Spectrum and Types

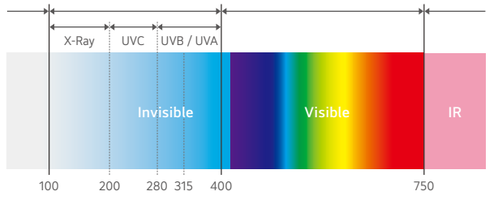

Destruction Nuclear Sequence (Chain)

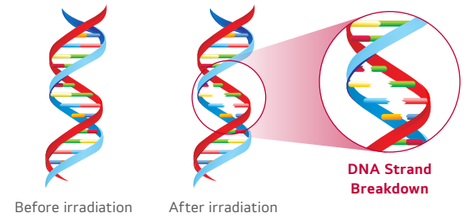

Before irradiation

After irradiation



UVC Applied Product

LG Product



Humidifier | Stand AC | Water Purifier | Refrigerator

Various Product Lines



Utensil | Earbud | Surgery Kit | Air Cleaning Robot

Benefit & Verification

Keep the fan 99.99% bacteria-clean for a cleaner breeze.



Removes up to **99.99%** of bacteria from the internal fan.

TÜVRheinland®

※ Test Condition
- Test Model : S3NM12JL1GA(SJ), S3NM24K21GA(SK)
- Test Standard : LG test method with referenced to ISO 20743:2007
- Bacteria : Staphylococcus aureus, Staphylococcus epidermidis, Klebsiella pneumoniae

Auto Cleaning

The interior of the air conditioner is maintained clean by drying off the heat exchanger, then cleaning the interior once more.

※ Specifications may vary for each model.

Pain Point

The main cause of odor within air conditioners is mold and bacteria growing on the heat exchanger.
These germs can spread when the heat exchanger is wet.



How It Works

Cleans Filter with Regular Air Flow

The comprehensive auto cleaning function prevents the formation of bacteria and mold on the heat exchanger, providing an enhanced environment.

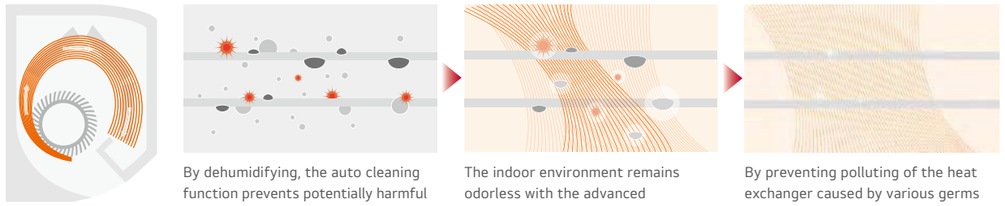

By dehumidifying, the auto cleaning function prevents potentially harmful substances from forming on the surface of the heat exchanger.

The indoor environment remains odorless with the advanced deodorizing function.

By preventing polluting of the heat exchanger caused by various germs and bacteria.

Benefit

Removes Harmful Particles

Auto Cleaning provides clean air by preventing bacteria, mold and odors that can otherwise accumulate in an indoor unit.



Clean





Bacteria Prevention | Odor Prevention | Mold Prevention

Plasmaster™Ionizer++

The powerful Plasmaster™ Ionizer++ removes unpleasant odors, along with Escherichia coli and Staphylococcus on surfaces, using over 8 million ions. Experience a safer, cleaner indoor environment.

※ Specifications may vary for each model.
※ Depending on the experimental conditions.

How It Works

Reduction and Deodorization (Utilizes Over 8 Million Ions)
Plasmaster Ionizer+ reduces E.coli and Staphylococcus in the surface with over 8 million ions.

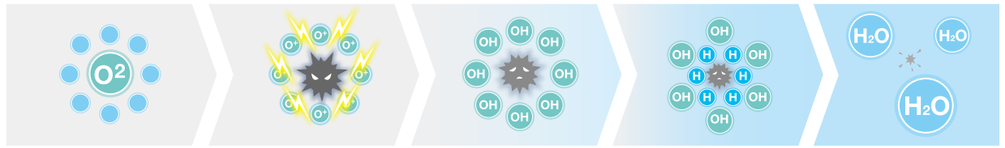

Release of Ions into Air
Ions are released into the air.

Surrounding Harmful Substances
H- and O- bond to harmful particles.

OH Radical Production
OH radicals inactivate harmful substances.

Chemical Reaction
OH radicals bond with H particles.

Disinfection
H_2O molecules are produced.

Test Result

Effective Reduction Performance
Remove Bacteria E.coli over 99.9% in 20 min

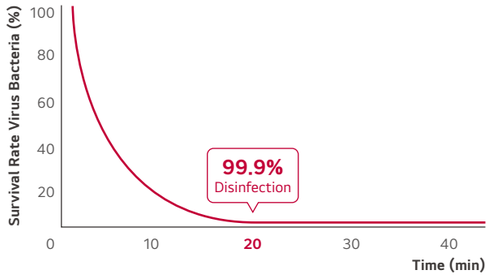

※ Test Conditions :
Space : 30m³ Chamber (Measuring with the specimen in the center of test chamber)
Temperature & Humidity : Normal
Bacteria : E Coli colon bacillus
Verified by Intertek & TUV Rheinland

Staphylococcus Sterilization
Remove Staphylococcus aureus over 99.9% in 60 min

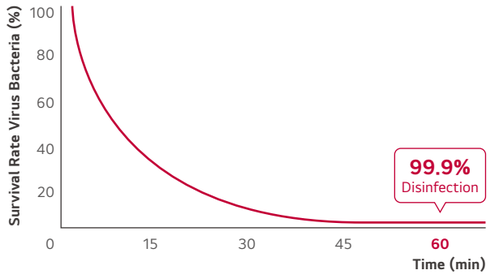

※ Test Conditions :
Space : 30m³ Chamber (Measuring with the specimen in the center of test chamber)
Temperature & Humidity : Normal
Bacteria : Staphylococcus Aureus
Verified by Intertek & TUV Rheinland

Benefit & Verification

The LGE's ionizer, known as "Plasmaster Ionizer Plus," has demonstrated the capability to remove more than 99.9% of bacteria, including Escherichia coli, Pseudomonas aeruginosa, and Staphylococcus aureus.





Allergy Filter

While airflow from an air conditioner may trigger symptoms associated with allergies or asthma, LG units feature an interior filter designed to absorb harmful particles such as dust mites, pollen, fungi, and mold that circulate in the air. This ensures a cleaner and more allergen-free environment.

※ Specifications may vary for each model.

How It Works

Removes allergy-causing substances, such as dust mites that can be found in the air.

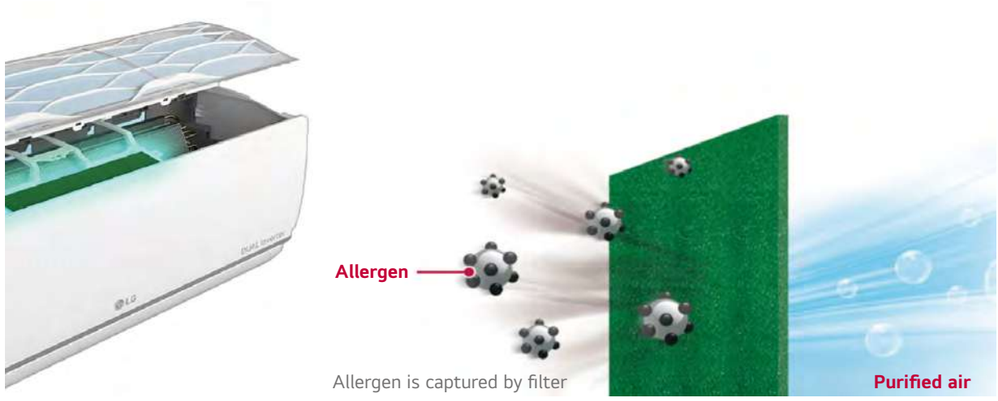

Certification



Certified by AllergyUK

* Test Condition Disclaimer
A filter is coated to absorb harmful substances that can cause allergies.
The air conditioner strongly absorbs indoor air and removes allergy-causing substances, such as house dust mite, fungi, mold, floating in the air.

Allergy UK (a world-renowned organization) is a British medical charity dedicated to helping adults and children with their allergies. The charity was founded in 1991 as the British Allergy Foundation, and in 2002 the operational name of the charity became Allergy UK. Allergy UK endorses certain products that restrict or remove high levels of allergens and gives them a Seal of Approval.



Wi-Fi

R32

R410A

DUAL Inverter Compressor | Low Noise 19dB | Comfort Humidity Control | Fast Cooling | Fast Heating | Plasmaster Ionizer++ | Auto Cleaning

Mobile LG MV | Embeded Wi-Fi | Voice Control | Gold Fin | RAC Compatible

DUAL Inverter

EUROVENT CERTIFIED PERFORMANCE www.eurovent-certification.com

LG participates in the ECP programme for EUROVENT AC program. Check ongoing validity of certification : www.eurovent-certification.com

kBtu/H	5	7	9	12	15	18	24
kW	1.5	2.1	2.6	3.5	4.2	5.3	7.0
Gallery Premium	-	-	○● A09GA2.NSE	○● A12GA2.NSE	-	-	-

● Multi Only ○● Compatible with Residential Single Split ○◎ Compatible with Commercial Single Split

Multi Combination

INDOOR				A09GA2.NSE
Capacity	Cooling	Rated	W	2,500
	Heating	Rated	W	3,300
Sound Pressure*	Cooling	S / L / M / H	dB(A)	20 / 28 / 35 / 41
	Heating	L / M / H	dB(A)	28 / 35 / 41
Sound Power	Cooling	Power	dB(A)	60
Air Flow Rate	Cooling	S / L / M / H	m^3/min	3.0 / 6.0 / 7.8 / 9.4
		Max. (Power)	m^3/min	12
	Heating	L / M / H	m^3/min	6 / 8 / 10
Dehumidification Rate			l/h	1.1
Power Supply			Ø / V / Hz	1 / 220-240 / 50
Power Supply Cable			N x mm^2	4C x 0.75
Dimension			mm	652 x 652 x 158
Net Weight			kg	20
ACCESSORIES & OTHERS				**A09GA2.NSE**
Wall Type Single Split Compatible				Y
Commercial Single Split Compatible				-
Dry Contact				Y
Wired Remote Controller				Y
ThinQ (Embedded Wi-Fi)				Y

INDOOR				A12GA2.NSE
Capacity	Cooling	Rated	W	3,500
	Heating	Rated	W	4,000
Sound Pressure*	Cooling	S / L / M / H	dB(A)	20 / 28 / 36 / 42
	Heating	L / M / H	dB(A)	28 / 36 / 42
Sound Power	Cooling	Power	dB(A)	60
Air Flow Rate	Cooling	S / L / M / H	m^3/min	3.0 / 6.0 / 8.0 / 9.6
		Max. (Power)	m^3/min	12
	Heating	L / M / H	m^3/min	6 / 8 / 9.6
Dehumidification Rate			l/h	1.3
Power Supply			Ø / V / Hz	1 / 220-240 / 50
Power Supply Cable			N x mm^2	4C x 0.75
Dimension			mm	652 x 652 x 158
Net Weight			kg	20
ACCESSORIES & OTHERS				**A09GA2.NSE**
Wall Type Single Split Compatible				Y
Commercial Single Split Compatible				-
Dry Contact				Y
Wired Remote Controller				Y
ThinQ (Embedded Wi-Fi)				Y

Preliminary Data Only

* : Sound Pressure is not a value declared on Eurovent Program.
※ This product contains Fluorinated greenhouse gases (R32).
※ S : Sleep / L : Low / M : Medium / H : High
※ GWP : Global warming potential
※ t-CO_2eq : F-gas(kg)*GWP/1000
※ For our policy of continuous product improvement, specification, design and feature are subject to change without prior notice.
※ Y : Available or Applied / - : Not Available or Not Applied



Wi-Fi

R32

R410A

DUAL Inverter Compressor | Low Noise 19dB | Comfort Humidity Control | Fast Cooling | Fast Heating | Plasmaster Ionizer++ | Auto Cleaning

Mobile LG MV | Embeded Wi-Fi | Voice Control | Gold Fin | RAC Compatible

DUAL Inverter

EUROVENT CERTIFIED PERFORMANCE www.eurovent-certification.com

LG participates in the ECP programme for EUROVENT AC program. Check ongoing validity of certification : www.eurovent-certification.com

kBtu/H	5	7	9	12	15	18	24
kW	1.5	2.1	2.6	3.5	4.2	5.3	7.0
Gallery Special	-	-	○● A09GA1.NSE	○● A12GA1.NSE	-	-	-

● Multi Only ○● Compatible with Residential Single Split ○◎ Compatible with Commercial Single Split

Multi Combination

INDOOR				A09GA1.NSE
Capacity	Cooling	Rated	W	2,500
	Heating	Rated	W	3,300
Sound Pressure*	Cooling	S / L / M / H	dB(A)	20 / 28 / 35 / 41
	Heating	L / M / H	dB(A)	28 / 35 / 41
Sound Power	Cooling	Power	dB(A)	60
Air Flow Rate	Cooling	S / L / M / H	m^3/min	3.0 / 6.0 / 7.8 / 9.4
		Max. (Power)	m^3/min	12
	Heating	L / M / H	m^3/min	6 / 8 / 10
Dehumidification Rate			l/h	1.1
Power Supply			Ø / V / Hz	1 / 220-240 / 50
Power Supply Cable			N x mm^2	4C x 0.75
Dimension			mm	652 x 652 x 158
Net Weight			kg	20
ACCESSORIES & OTHERS				**A09GA1.NSE**
Wall Type Single Split Compatible				Y
Commercial Single Split Compatible				-
Dry Contact				Y
Wired Remote Controller				Y
ThinQ (Embedded Wi-Fi)				Y

INDOOR				A12GA1.NSE
Capacity	Cooling	Rated	W	3,500
	Heating	Rated	W	4,000
Sound Pressure*	Cooling	S / L / M / H	dB(A)	20 / 28 / 36 / 42
	Heating	L / M / H	dB(A)	28 / 36 / 42
Sound Power	Cooling	Power	dB(A)	60
Air Flow Rate	Cooling	S / L / M / H	m^3/min	3.0 / 6.0 / 8.0 / 9.6
		Max. (Power)	m^3/min	12
	Heating	L / M / H	m^3/min	6 / 8 / 9.6
Dehumidification Rate			l/h	1.3
Power Supply			Ø / V / Hz	1 / 220-240 / 50
Power Supply Cable			N x mm^2	4C x 0.75
Dimension			mm	652 x 652 x 158
Net Weight			kg	20
ACCESSORIES & OTHERS				**A12GA1.NSE**
Wall Type Single Split Compatible				Y
Commercial Single Split Compatible				-
Dry Contact				Y
Wired Remote Controller				Y
ThinQ (Embedded Wi-Fi)				Y

Preliminary Data Only

* : Sound Pressure is not a value declared on Eurovent Program.
※ This product contains Fluorinated greenhouse gases (R32).
※ S : Sleep / L : Low / M : Medium / H : High
※ GWP : Global warming potential
※ t-CO_2eq : F-gas(kg)*GWP/1000
※ For our policy of continuous product improvement, specification, design and feature are subject to change without prior notice.
※ Y : Available or Applied / - : Not Available or Not Applied

Wi-Fi R32 R410A UVnano™

DUAL Inverter Compressor | Low Noise 19dB | Fast Cooling | Fast Heating | Plasmaster Ionizer++ | Allergy Filter | Auto Cleaning | Mobile LG MV | Embeded Wi-Fi | Voice Control | Gold Fin | RAC Compatible



DUAL Inverter

EUROVENT CERTIFIED PERFORMANCE www.eurovent-certification.com

LG participates in the ECP programme for EUROVENT AC program. Check ongoing validity of certification : www.eurovent-certification.com

kBtu/H	5	7	9	12	15	18	24
kW	1.5	2.1	2.6	3.5	4.2	5.3	7.0
Mirror	-	● AM07BK.NSJ	○● AC09BK.NSJ	○● AC12BK.NSJ	-	○● AC18BK.NSK	○● AC24BK.NSK

● Multi Only ○● Compatible with Residential Single Split ○◎ Compatible with Commercial Single Split

Multi Combination

INDOOR				AM07BK.NSJ	AC09BK.NSJ	AC12BK.NSJ
Capacity	Cooling	Rated	W	2,100	2,500	3,500
	Heating	Rated	W	2,300	3,200	3,800
Sound Pressure*	Cooling	S / L / M / H	dB(A)	19 / 26 / 32 / 36	19 / 26 / 33 / 38	19 / 26 / 35 / 39
	Heating	L / M / H	dB(A)	26 / 32 / 36	26 / 33 / 38	26 / 35 / 39
Sound Power	Cooling	Power	dB(A)	57	57	57
Air Flow Rate	Cooling	S / L / M / H	m^3/min	3.0 / 5.0 / 7.2 / 8.6	3.0 / 5.0 / 7.6 / 9.1	3.0 / 5.0 / 8.1 / 9.6
		Max. (Power)	m^3/min	11.1	11.1	11.1
	Heating	L / M / H	m^3/min	5.0 / 7.2 / 8.6	5.0 / 7.6 / 9.1	5.0 / 8.1 / 9.6
Dehumidification Rate			l/h	0.9	1.1	1.2
Power Supply			Ø / V / Hz	1 / 220-240 / 50	1 / 220-240 / 50	1 / 220-240 / 50
Power Supply Cable			N x mm^2	4C x 0.75	4C x 0.75	4C x 0.75
Dimension			mm	837 x 308 x 192	837 x 308 x 192	837 x 308 x 192
Net Weight			kg	9.9	9.9	9.9
ACCESSORIES & OTHERS				**AM07BK.NSJ**	**AC09BK.NSJ**	**AC12BK.NSJ**
Wall Type Single Split Compatible				-	Y	Y
Commercial Single Split Compatible				-	-	-
Dry Contact				Y	Y	Y
Wired Remote Controller				Y	Y	Y
ThinQ (Embedded Wi-Fi)				Y	Y	Y

INDOOR				AC18BK.NSK	AC24BK.NSK
Capacity	Cooling	Rated	W	5,000	6,600
	Heating	Rated	W	5,800	7,500
Sound Pressure*	Cooling	S / L / M / H	dB(A)	31 / 34 / 42 / 47	31 / 34 / 42 / 47
	Heating	L / M / H	dB(A)	34 / 42 / 47	34 / 42 / 47
Sound Power	Cooling	Power	dB(A)	59	65
Air Flow Rate	Cooling	S / L / M / H	m^3/min	8.0 / 10.5 / 13.1 / 15.5	8.0 / 10.5 / 13.1 / 16.1
		Max. (Power)	m^3/min	16.8	18.3
	Heating	L / M / H	m^3/min	10.5 / 13.1 / 15.5	10.5 / 13.1 / 16.1
Dehumidification Rate			l/h	1.9	2.6
Power Supply			Ø / V / Hz	1 / 220-240 / 50	1 / 220-240 / 50
Power Supply Cable			N x mm^2	4C x 0.75	4C x 0.75
Dimension			mm	998 x 345 x 212	998 x 345 x 212
Net Weight			kg	12.8	13.5
ACCESSORIES & OTHERS				**AC18BK.NSK**	**AC24BK.NSK**
Wall Type Single Split Compatible				Y	Y
Commercial Single Split Compatible				-	-
Dry Contact				Y	Y
Wired Remote Controller				Y	Y
ThinQ (Embedded Wi-Fi)				Y	Y

* : Sound Pressure is not a value declared on Eurovent Program.
※ This product contains Fluorinated greenhouse gases (R32).
※ S : Sleep / L : Low / M : Medium / H : High
※ GWP : Global warming potential
※ t-CO_2eq : F-gas(kg)*GWP/1000
※ For our policy of continuous product improvement, specification, design and feature are subject to change without prior notice.
※ Y : Available or Applied / - : Not Available or Not Applied

Wi-Fi R32 R410A

DUAL Inverter Compressor | Soft Air | Dual Vane | Low Noise 19dB | Human Detecting Sensor | Fast Cooling | Fast Heating | Auto Cleaning | Plasmaster Ionizer++ | Allergy Filter | Mobile LG MV | Embeded Wi-Fi | Voice Control | Gold Fin | RAC Compatible



DUAL Inverter

EUROVENT CERTIFIED PERFORMANCE www.eurovent-certification.com

LG participates in the ECP programme for EUROVENT AC program. Check ongoing validity of certification : www.eurovent-certification.com

kBtu/H	5	7	9	12	15	18	24
kW	1.5	2.1	2.6	3.5	4.2	5.3	7.0
Premium	-	-	○● H09S1P.NS1	○● H12S1P.NS1	-	-	-

● Multi Only ○● Compatible with Residential Single Split ○◎ Compatible with Commercial Single Split

Multi Combination

INDOOR				H09S1P.NS1
Capacity	Cooling	Rated	W	2,500
	Heating	Rated	W	3,200
Sound Pressure*	Cooling	S / L / M / H	dB(A)	19 / 27 / 31 / 35
	Heating	L / M / H	dB(A)	27 / 31 / 35
Sound Power	Cooling	Power	dB(A)	60
Air Flow Rate	Cooling	S / L / M / H	m^3/min	2.0 / 5.7 / 6.9 / 8.1
		Max. (Power)	m^3/min	11.2
	Heating	L / M / H	m^3/min	5.7 / 6.9 / 8.1
Dehumidification Rate			l/h	1.1
Power Supply			Ø / V / Hz	1 / 220-240 / 50
Power Supply Cable			N x mm^2	4C x 0.75
Dimension			mm	895 x 307 x 235
Net Weight			kg	12.5
ACCESSORIES & OTHERS				**H09S1P.NS1**
Wall Type Single Split Compatible				Y
Commercial Single Split Compatible				-
Dry Contact				Y
Wired Remote Controller				Y
ThinQ (Embedded Wi-Fi)				Y

INDOOR				H12S1P.NS1
Capacity	Cooling	Rated	W	3,500
	Heating	Rated	W	4,000
Sound Pressure*	Cooling	S / L / M / H	dB(A)	19 / 27 / 33 / 37
	Heating	L / M / H	dB(A)	27 / 33 / 37
Sound Power	Cooling	Power	dB(A)	60
Air Flow Rate	Cooling	S / L / M / H	m^3/min	2.0 / 5.7 / 7.4 / 9.1
		Max. (Power)	m^3/min	11.2
	Heating	L / M / H	m^3/min	5.7 / 7.4 / 9.1
Dehumidification Rate			l/h	1.3
Power Supply			Ø / V / Hz	1 / 220-240 / 50
Power Supply Cable			N x mm^2	4C x 0.75
Dimension			mm	895 x 307 x 235
Net Weight			kg	12.5
ACCESSORIES & OTHERS				**H12S1P.NS1**
Wall Type Single Split Compatible				Y
Commercial Single Split Compatible				-
Dry Contact				Y
Wired Remote Controller				Y
ThinQ (Embedded Wi-Fi)				Y

* : Sound Pressure is not a value declared on Eurovent Program.
※ This product contains Fluorinated greenhouse gases (R32).
※ S : Sleep / L : Low / M : Medium / H : High
※ GWP : Global warming potential
※ t-CO_2eq : F-gas(kg)*GWP/1000
※ For our policy of continuous product improvement, specification, design and feature are subject to change without prior notice.
※ Y : Available or Applied / - : Not Available or Not Applied

Wi-Fi R32 R410A

DUAL Inverter Compressor | Soft Air | Dual Vane | Low Noise 19dB | Comfort Humidity Control | Fast Cooling | Fast Heating | Plasmaster Ionizer++ | Allergy Filter | Auto Cleaning | Mobile LG MV | Embeded Wi-Fi | Voice Control | Gold Fin | Multi Compatiblew



DUAL Inverter

EUROVENT CERTIFIED PERFORMANCE www.eurovent-certification.com

LG participates in the ECP programme for EUROVENT AC program. Check ongoing validity of certification : www.eurovent-certification.com

kBtu/H	5	7	9	12	15	18	24
kW	1.5	2.1	2.6	3.5	4.2	5.3	7.0
Deluxe	-	-	○● H09S1D.NS1	○● H12S1D.NS1	-	○● H18S1D.NS1	○● H24S1D.NS1

● Multi Only ○● Compatible with Residential Single Split ○◎ Compatible with Commercial Single Split

Multi Combination

INDOOR				H09S1D.NS1	H12S1D.NS1
Capacity	Cooling	Rated	W	2,500	3,500
	Heating	Rated	W	3,200	4,000
Sound Pressure*	Cooling	S / L / M / H	dB(A)	19 / 27 / 31 / 35	19 / 27 / 33 / 37
	Heating	L / M / H	dB(A)	27 / 31 / 35	27 / 33 / 37
Sound Power	Cooling	Power	dB(A)	56	56
Air Flow Rate	Cooling	S / L / M / H	m^3/min	2.0 / 5.7 / 6.9 / 8.1	2.0 / 5.7 / 7.4 / 9.1
		Max. (Power)	m^3/min	11.2	11.2
	Heating	L / M / H	m^3/min	5.7 / 6.9 / 8.1	5.7 / 7.4 / 9.1
Dehumidification Rate			l/h	1.1	1.3
Power Supply			Ø / V / Hz	1 / 220-240 / 50	1 / 220-240 / 50
Power Supply Cable			N x mm^2	4C x 0.75	4C x 0.75
Dimension			mm	895 x 307 x 235	895 x 307 x 235
Net Weight			kg	11.0	11.0
ACCESSORIES & OTHERS				**H09S1D.NS1**	**H12S1D.NS1**
Wall Type Single Split Compatible				Y	Y
Commercial Single Split Compatible				-	-
Dry Contact				Y	Y
Wired Remote Controller				Y	Y
ThinQ (Embedded Wi-Fi)				Y	Y

INDOOR				H18S1D.NS1	H24S1D.NS1
Capacity	Cooling	Rated	W	5,000	6,600
	Heating	Rated	W	5,800	7,500
Sound Pressure*	Cooling	S / L / M / H	dB(A)	29 / 34 / 41 / 45	29 / 34 / 42 / 47
	Heating	L / M / H	dB(A)	34 / 41 / 45	34 / 42 / 47
Sound Power	Cooling	Power	dB(A)	60	65
Air Flow Rate	Cooling	S / L / M / H	m^3/min	- / 8.1 / 9.7 / 11.3	- / 8.1 / 9.9 / 11.7
		Max. (Power)	m^3/min	13.6	14.8
	Heating	L / M / H	m^3/min	8.1 / 9.7 / 11.3	8.1 / 11.1 / 13.6
Dehumidification Rate			l/h	1.8	2.5
Power Supply			Ø / V / Hz	1 / 220-240 / 50	1 / 220-240 / 50
Power Supply Cable			N x mm^2	4C x 0.75	4C x 0.75
Dimension			mm	895 x 307 x 235	895 x 307 x 235
Net Weight			kg	12.5	12.5
ACCESSORIES & OTHERS				**H18S1D.NS1**	**H24S1D.NS1**
Wall Type Single Split Compatible				Y	Y
Commercial Single Split Compatible				-	-
Dry Contact				Y	Y
Wired Remote Controller				Y	Y
ThinQ (Embedded Wi-Fi)				Y	Y

Preliminary Data Only

* : Sound Pressure is not a value declared on Eurovent Program.
※ This product contains Fluorinated greenhouse gases (R32).
※ S : Sleep / L : Low / M : Medium / H : High
※ GWP : Global warming potential
※ t-CO_2eq : F-gas(kg)*GWP/1000
※ For our policy of continuous product improvement, specification, design and feature are subject to change without prior notice.
※ Y : Available or Applied / - : Not Available or Not Applied

Wi-Fi R32 R410A UVnano™

DUAL Inverter Compressor | Low Noise 19dB | Fast Cooling | Fast Heating | Plasmaster Ionizer++ | Allergy Filter | Auto Cleaning | Mobile LG MV | Embeded Wi-Fi | Voice Control | Gold Fin | Multi Compatiblew



DUAL Inverter

EUROVENT CERTIFIED PERFORMANCE www.eurovent-certification.com

LG participates in the ECP programme for EUROVENT AC program. Check ongoing validity of certification : www.eurovent-certification.com

kBtu/H	5	7	9	12	15	18	24
kW	1.5	2.1	2.6	3.5	4.2	5.3	7.0
Special DC1	-	● DM07RK.NSJ	○● DC09RK.NSJ	○● DC12RK.NSJ	-	○● DC18RK.NSK	○● DC24RK.NSK

● Multi Only ○● Compatible with Residential Single Split ○◎ Compatible with Commercial Single Split

Multi Combination

INDOOR				DM07RK.NSJ	DC09RK.NSJ	DC12RK.NSJ
Capacity	Cooling	Rated	W	2,100	2,500	3,500
	Heating	Rated	W	2,300	3,200	4,000
Sound Pressure*	Cooling	S / L / M / H	dB(A)	19 / 27 / 31 / 36	19 / 27 / 32 / 36	19 / 29 / 34 / 38
	Heating	L / M / H	dB(A)	27 / 31 / 36	27 / 32 / 36	29 / 34 / 39
Sound Power	Cooling	Power	dB(A)	56	56	56
Air Flow Rate	Cooling	S / L / M / H	m^3/min	3.5 / 5.0 / 6.1 / 7.4	3.5 / 5.0 / 6.4 / 7.7	3.5 / 5.3 / 6.7 / 8.1
		Max. (Power)	m^3/min	10.1	10.1	10.1
	Heating	L / M / H	m^3/min	5.0 / 6.1 / 7.4	5.0 / 6.4 / 7.7	5.3 / 6.7 / 8.1
Dehumidification Rate			l/h	0.9	1.1	1.2
Power Supply			Ø / V / Hz	1 / 220-240 / 50	1 / 220-240 / 50	1 / 220-240 / 50
Power Supply Cable			N x mm^2	4C x 0.75	4C x 0.75	4C x 0.75
Dimension			mm	837 x 308 x 189	837 x 308 x 189	837 x 308 x 189
Net Weight			kg	9.1	9.1	9.1
ACCESSORIES & OTHERS				**DM07RK.NSJ**	**DC09RK.NSJ**	**DC12RK.NSJ**
Wall Type Single Split Compatible				-	Y	Y
Commercial Single Split Compatible				-	-	-
Dry Contact				Y	Y	Y
Wired Remote Controller				Y	Y	Y
ThinQ (Embedded Wi-Fi)				Y	Y	Y

INDOOR				DC18RK.NSK	DC24RK.NSK
Capacity	Cooling	Rated	W	5,000	6,600
	Heating	Rated	W	5,800	7,500
Sound Pressure*	Cooling	S / L / M / H	dB(A)	31 / 34 /42 / 47	31 / 34 / 42 / 47
	Heating	L / M / H	dB(A)	34 / 42 / 47	34 / 42 / 47
Sound Power	Cooling	Power	dB(A)	60	64
Air Flow Rate	Cooling	S / L / M / H	m^3/min	8.0 / 10.5 / 13.1 / 15.5	8.0 / 10.5 / 13.1 / 16.1
		Max. (Power)	m^3/min	16.8	18.3
	Heating	L / M / H	m^3/min	10.5 / 13.1 / 15.5	10.5 / 13.1 / 16.1
Dehumidification Rate			l/h	1.9	2.6
Power Supply			Ø / V / Hz	1 / 220-240 / 50	1 / 220-240 / 50
Power Supply Cable			N x mm^2	4C x 0.75	4C x 0.75
Dimension			mm	998 x 345 x 210	998 x 345 x 210
Net Weight			kg	11.9	12.7
ACCESSORIES & OTHERS				**DC18RK.NSK**	**DC24RK.NSK**
Wall Type Single Split Compatible				Y	Y
Commercial Single Split Compatible				-	-
Dry Contact				Y	Y
Wired Remote Controller				Y	Y
ThinQ (Embedded Wi-Fi)				Y	Y

* : Sound Pressure is not a value declared on Eurovent Program.
※ This product contains Fluorinated greenhouse gases (R32).
※ S : Sleep / L : Low / M : Medium / H : High
※ GWP : Global warming potential
※ t-CO_2eq : F-gas(kg)*GWP/1000
※ For our policy of continuous product improvement, specification, design and feature are subject to change without prior notice.
※ Y : Available or Applied / - : Not Available or Not Applied

Wi-Fi R32 R410A

DUAL Inverter Compressor | Low Noise 19dB | Fast Cooling | Fast Heating | Plasmaster Ionizer++ | Auto Cleaning
Mobile LG MV | Embeded Wi-Fi | Voice Control | Gold Fin | RAC Compatible



DUAL Inverter

EUROVENT CERTIFIED PERFORMANCE www.eurovent-certification.com

LG participates in the ECP programme for EUROVENT AC program.
Check ongoing validity of certification : www.eurovent-certification.com

kBtu/H	5	7	9	12	15	18	24
kW	1.5	2.1	2.6	3.5	4.2	5.3	7.0
Special DC2	-	-	○● DC09RT.NSJ	○● DC12RT.NSJ	-	-	-

● Multi Only ○● Compatible with Residential Single Split ○◎ Compatible with Commercial Single Split

Multi Combination

INDOOR				DC09RT.NSJ
Capacity	Cooling	Rated	W	2,500
	Heating	Rated	W	3,300
Sound Pressure*	Cooling	S / L / M / H	dB(A)	19 / 27 / 35 / 41
	Heating	L / M / H	dB(A)	27 / 35 / 41
Sound Power	Cooling	Power	dB(A)	59
Air Flow Rate	Cooling	S / L / M / H	m^3/min	3.0 / 4.2 / 7.5 / 10.0
		Max. (Power)	m^3/min	12.5
	Heating	L / M / H	m^3/min	5.6 / 7.2 / 10.0
Dehumidification Rate			l/h	1.1
Power Supply			Ø / V / Hz	1 / 220-240 / 50
Power Supply Cable			N x mm^2	3C x 1.0
Dimension			mm	837 x 308 x 189
Net Weight			kg	9.1
ACCESSORIES & OTHERS				**DC09RT.NSJ**
Wall Type Single Split Compatible				Y
Commercial Single Split Compatible				-
Dry Contact				Y
Wired Remote Controller				Y
ThinQ (Embedded Wi-Fi)				Y

INDOOR				DC12RT.NSJ
Capacity	Cooling	Rated	W	3,500
	Heating	Rated	W	4,000
Sound Pressure*	Cooling	S / L / M / H	dB(A)	19 / 27 / 35 / 41
	Heating	L / M / H	dB(A)	27 / 35 / 41
Sound Power	Cooling	Power	dB(A)	59
Air Flow Rate	Cooling	S / L / M / H	m^3/min	3.0 / 4.2 / 7.5 / 10.0
		Max. (Power)	m^3/min	12.5
	Heating	L / M / H	m^3/min	5.6 / 7.2 / 10.0
Dehumidification Rate			l/h	1.3
Power Supply			Ø / V / Hz	1 / 220-240 / 50
Power Supply Cable			N x mm^2	3C x 1.0
Dimension			mm	837 x 308 x 189
Net Weight			kg	9.1
ACCESSORIES & OTHERS				**DC12RT.NSJ**
Wall Type Single Split Compatible				Y
Commercial Single Split Compatible				-
Dry Contact				Y
Wired Remote Controller				Y
ThinQ (Embedded Wi-Fi)				Y

* : Sound Pressure is not a value declared on Eurovent Program.
※ This product contains Fluorinated greenhouse gases (R32).
※ S : Sleep / L : Low / M : Medium / H : High
※ GWP : Global warming potential
※ t-CO_2eq : F-gas(kg)*GWP/1000
※ For our policy of continuous product improvement, specification, design and feature are subject to change without prior notice.
※ Y : Available or Applied / - : Not Available or Not Applied

Wi-Fi R32 R410A

DUAL Inverter Compressor | Low Noise 19dB | Fast Cooling | Fast Heating | Allergy Filter | Auto Cleaning
Mobile LG MV | Embeded Wi-Fi | Voice Control | Gold Fin | RAC Compatible



DUAL Inverter

EUROVENT CERTIFIED PERFORMANCE www.eurovent-certification.com

LG participates in the ECP programme for EUROVENT AC program.
Check ongoing validity of certification : www.eurovent-certification.com

kBtu/H	5	7	9	12	15	18	24
kW	1.5	2.1	2.6	3.5	4.2	5.3	7.0
Special PC	● PM05SK.NSA	● PM07SK.NSA	○● PC09SK.NSJ	● PM15SK.NSJ	○● PC18SK.NSK	○● PC18SK.NSK	○● PC24SK.NSK

● Multi Only ○● Compatible with Residential Single Split ○◎ Compatible with Commercial Single Split

Multi Combination

INDOOR				PM05SK.NSA	PM07SK.NSA	PC09SK.NSJ	PC12SK.NSJ	PM15SK.NSJ
Capacity	Cooling	Rated	W	1,500	2,100	2,500	3,500	4,200
	Heating	Rated	W	1,600	2,300	3,200	3,800	5,400
Sound Pressure*	Cooling	S / L / M / H	dB(A)	22 / 27 / 31 / 36	22 / 27 / 32 / 37	19 / 26 / 33 / 38	19 / 26 / 35 / 39	19 / 28 / 38 / 41
	Heating	L / M / H	dB(A)	25 / 29 / 35	25 / 31 / 37	26 / 33 / 38	26 / 35 / 39	28 / 38 / 41
Sound Power	Cooling	Power	dB(A)	57	57	57	57	57
Air Flow Rate	Cooling	S / L / M / H	m^3/min	2.0 / 3.5 / 5.0 / 6.3	2.0 / 3.5 / 5.3 / 6.6	3.0 / 5.0 / 7.6 / 9.1	3.0 / 5.0 / 8.1 / 9.6	3.0 / 5.4 / 8.6 / 10.0
		Max. (Power)	m^3/min	11.1	11.1	11.1	11.1	11.1
	Heating	L / M / H	m^3/min	4.5 / 5.3 / 6.8	4.5 / 5.7 / 7.2	5.0 / 7.6 / 9.1	5.0 / 8.1 / 9.6	5.4 / 8.6 / 10.0
Dehumidification Rate			l/h	0.9	0.9	1.1	1.2	1.2
Power Supply			Ø / V / Hz	1 / 220-240 / 50	1 / 220-240 / 50	1 / 220-240 / 50	1 / 220-240 / 50	1 / 220-240 / 50
Power Supply Cable			N x mm^2	4C x 0.75	4C x 0.75	4C x 0.75	4C x 0.75	4C x 0.75
Dimension			mm	754 x 308 x 189	754 x 308 x 189	837 x 308 x 189	837 x 308 x 189	837 x 308 x 189
Net Weight			kg	7.8	7.8	8.7	8.7	8.7
ACCESSORIES & OTHERS				**PM05SK.NSA**	**PM07SK.NSA**	**PC09SK.NSJ**	**PC12SK.NSJ**	**PM15SK.NSJ**
Wall Type Single Split Compatible				-	-	Y	Y	-
Commercial Single Split Compatible				-	-	-	-	-
Dry Contact				Y	Y	Y	Y	Y
Wired Remote Controller				Y	Y	Y	Y	Y
ThinQ (Embedded Wi-Fi)				Y	Y	Y	Y	Y

INDOOR				PC18SK.NSK	PC24SK.NSK
Capacity	Cooling	Rated	W	5,000	6,600
	Heating	Rated	W	5,800	7,500
Sound Pressure*	Cooling	S / L / M / H	dB(A)	31 / 34 / 42 / 47	31 / 34 / 42 / 47
	Heating	L / M / H	dB(A)	34 / 42 / 47	34 / 42 / 47
Sound Power	Cooling	Power	dB(A)	59	65
Air Flow Rate	Cooling	S / L / M / H	m^3/min	8.0 / 10.5 / 13.1 / 15.5	8.0 / 10.5 / 13.1 / 16.1
		Max. (Power)	m^3/min	16.8	18.3
	Heating	L / M / H	m^3/min	10.5 / 13.1 / 15.5	10.5 / 13.1 / 16.1
Dehumidification Rate			l/h	1.9	2.6
Power Supply			Ø / V / Hz	1 / 220-240 / 50	1 / 220-240 / 50
Power Supply Cable			N x mm^2	4C x 0.75	4C x 0.75
Dimension			mm	998 x 345 x 210	998 x 345 x 210
Net Weight			kg	11.9	12.7
ACCESSORIES & OTHERS				**PC18SK.NSK**	**PC24SK.NSK**
Wall Type Single Split Compatible				Y	Y
Commercial Single Split Compatible				-	-
Dry Contact				Y	Y
Wired Remote Controller				Y	Y
ThinQ (Embedded Wi-Fi)				Y	Y

* : Sound Pressure is not a value declared on Eurovent Program.
※ This product contains Fluorinated greenhouse gases (R32).
※ S : Sleep / L : Low / M : Medium / H : High
※ GWP : Global warming potential
※ t-CO_2eq : F-gas(kg)*GWP/1000
※ For our policy of continuous product improvement, specification, design and feature are subject to change without prior notice.
※ Y : Available or Applied / - : Not Available or Not Applied

Wi-Fi R32 R410A

DUAL Inverter Compressor | Low Noise 19dB | Fast Cooling | Fast Heating | Allergy Filter | Auto Cleaning | Mobile LG MV | Embeded Wi-Fi | Voice Control | Gold Fin+ | RAC Compatible



DUAL Inverter

EUROVENT CERTIFIED PERFORMANCE www.eurovent-certification.com

LG participates in the ECP programme for EUROVENT AC program. Check ongoing validity of certification : www.eurovent-certification.com

kBtu/H	5	7	9	12	15	18	24
kW	1.5	2.1	2.6	3.5	4.2	5.3	7.0
Special MJ	● MJ05PC.NSJ	● MJ07PC.NSJ	○◎ MJ09PC.NSJ	○◎ MJ12PC.NSJ	● MJ15PC.NSJ	○◎ MJ18PC.NSK	○◎ MJ24PC.NSK

● Multi Only ○● Compatible with Residential Single Split ○◎ Compatible with Commercial Single Split

Multi Combination

INDOOR				MJ05PC.NSJ	MJ07PC.NSJ	MJ09PC.NSJ	MJ12PC.NSJ	MJ15PC.NSJ
Capacity	Cooling	Rated	W	1,500	2,100	2,500	3,500	4,200
	Heating	Rated	W	1,600	2,300	3,200	3,800	5,400
Sound Pressure*	Cooling	S / L / M / H	dB(A)	19 / 27 / 30 / 35	19 / 27 / 31 / 36	19 / 27 / 32 / 36	19 / 29 / 34 / 38	19 / 29 / 35 / 40
	Heating	L / M / H	dB(A)	27 / 30 / 35	27 / 31 / 36	27 / 32 / 36	29 / 34 / 38	29 / 35 / 40
Sound Power	Cooling	Power	dB(A)	57	57	57	57	57
Air Flow Rate	Cooling	S / L / M / H	m³/min	3.5 / 5.0 / 5.8 / 7.1	3.5 / 5.0 / 6.1 / 7.4	3.5 / 5.0 / 6.4 / 7.7	3.5 / 5.3 / 6.7 / 8.1	3.5 / 5.4 / 7.0 / 8.7
		Max. (Power)	m³/min	10.1	10.1	10.1	10.1	10.1
	Heating	L / M / H	m³/min	5.0 / 5.8 / 7.1	5.0 / 6.1 / 7.4	5.0 / 6.4 / 7.7	5.3 / 6.7 / 8.1	5.4 / 7.0 / 8.7
Dehumidification Rate			l/h	0.9	0.9	1.1	1.2	1.2
Power Supply			Ø / V / Hz	1 / 220-240 / 50	1 / 220-240 / 50	1 / 220-240 / 50	1 / 220-240 / 50	1 / 220-240 / 50
Power Supply Cable			N x mm²	4C x 0.75	4C x 0.75	4C x 0.75	4C x 0.75	4C x 0.75
Dimension			mm	837 x 308 x 189	837 x 308 x 189	837 x 308 x 189	837 x 308 x 189	837 x 308 x 189
Net Weight			kg	8.7	8.7	8.7	8.7	8.7
ACCESSORIES & OTHERS				**MJ05PC.NSJ**	**MJ07PC.NSJ**	**MJ09PC.NSJ**	**MJ12PC.NSJ**	**MJ15PC.NSJ**
Wall Type Single Split Compatible				-	-	-	-	-
Commercial Single Split Compatible				-	-	Y	Y	-
Dry Contact				Y	Y	Y	Y	Y
Wired Remote Controller				Y	Y	Y	Y	Y
ThinQ (Embedded Wi-Fi)				Y	Y	Y	Y	Y

INDOOR				MJ18PC.NSK	MJ24PC.NSK
Capacity	Cooling	Rated	W	5,000	6,600
	Heating	Rated	W	5,800	7,500
Sound Pressure*	Cooling	S / L / M / H	dB(A)	31 / 34 / 42 / 47	31 / 34 / 42 / 47
	Heating	L / M / H	dB(A)	34 / 42 / 47	34 / 42 / 47
Sound Power	Cooling	Power	dB(A)	59	65
Air Flow Rate	Cooling	S / L / M / H	m³/min	8.0 / 10.5 / 13.1 / 15.5	8.0 / 10.5 / 13.1 / 16.1
		Max. (Power)	m³/min	16.8	18.3
	Heating	L / M / H	m³/min	10.5 / 13.1 / 15.5	10.5 / 13.1 / 16.1
Dehumidification Rate			l/h	1.9	2.6
Power Supply			Ø / V / Hz	1 / 220-240 / 50	1 / 220-240 / 50
Power Supply Cable			N x mm²	4C x 0.75	4C x 0.75
Dimension			mm	998 x 345 x 210	998 x 345 x 210
Net Weight			kg	12.0	12.0
ACCESSORIES & OTHERS				**MJ18PC.NSK**	**MJ24PC.NSK**
Wall Type Single Split Compatible				-	-
Commercial Single Split Compatible				Y	Y
Dry Contact				Y	Y
Wired Remote Controller				Y	Y
ThinQ (Embedded Wi-Fi)				Y	Y

* : Sound Pressure is not a value declared on Eurovent Program.
※ This product contains Fluorinated greenhouse gases (R32).
※ S : Sleep / L : Low / M : Medium / H : High
※ GWP : Global warming potential
※ t-CO_2eq : F-gas(kg)*GWP/1000
※ For our policy of continuous product improvement, specification, design and feature are subject to change without prior notice.
※ Y : Available or Applied / - : Not Available or Not Applied

Wi-Fi R32 R410A

DUAL Inverter Compressor | Low Noise 19dB | Fast Cooling | Fast Heating | Allergy Filter | Auto Cleaning | Mobile LG MV | Embeded Wi-Fi | Voice Control | Gold Fin+ | RAC Compatible



DUAL Inverter

EUROVENT CERTIFIED PERFORMANCE www.eurovent-certification.com

LG participates in the ECP programme for EUROVENT AC program. Check ongoing validity of certification : www.eurovent-certification.com

kBtu/H	5	7	9	12	15	18	24
kW	1.5	2.1	2.6	3.5	4.2	5.3	7.0
Special ET	-	● MS07ET.NSA	○● S09ET.NSJ	○● S12ET.NSJ	-	○● S18ET.NSK	○● S24ET.NSK

● Multi Only ○● Compatible with Residential Single Split ○◎ Compatible with Commercial Single Split

Multi Combination

INDOOR				MS07ET.NSA	S09ET.NSJ	S12ET.NSJ
Capacity	Cooling	Rated	W	2,100	2,500	3,500
	Heating	Rated	W	2,300	3,200	3,800
Sound Pressure*	Cooling	S / L / M / H	dB(A)	22 / 27 / 32 / 37	19 / 26 / 33 / 38	19 / 26 / 35 / 39
	Heating	L / M / H	dB(A)	25 / 31 / 37	26 / 33 / 38	26 / 35 / 39
Sound Power	Cooling	Power	dB(A)	57	57	57
Air Flow Rate	Cooling	S / L / M / H	m³/min	2.0 / 3.5 / 5.3 / 6.6	3.0 / 5.0 / 7.6 / 9.1	3.0 / 5.0 / 8.1 / 9.6
		Max. (Power)	m³/min	10.5	11.1	11.1
	Heating	L / M / H	m³/min	4.5 / 5.7 / 7.2	5.0 / 7.6 / 9.1	5.0 / 8.1 / 9.6
Dehumidification Rate			l/h	0.6	1.1	1.2
Power Supply			Ø / V / Hz	1 / 220-240 / 50	1 / 220-240 / 50	1 / 220-240 / 50
Power Supply Cable			N x mm²	4C x 0.75	4C x 0.75	4C x 0.75
Dimension			mm	754 x 308 x 189	837 x 308 x 189	837 x 308 x 189
Net Weight			kg	7.8	8.7	8.7
ACCESSORIES & OTHERS				**MS07ET.NSA**	**S09ET.NSJ**	**S12ET.NSJ**
Wall Type Single Split Compatible				-	Y	Y
Commercial Single Split Compatible				-	-	-
Dry Contact				Y	Y	Y
Wired Remote Controller				Y	Y	Y
ThinQ (Embedded Wi-Fi)				Y	Y	Y

INDOOR				S18ET.NSK	S24ET.NSK
Capacity	Cooling	Rated	W	5,000	6,600
	Heating	Rated	W	5,800	7,500
Sound Pressure*	Cooling	S / L / M / H	dB(A)	31 / 34 / 42 / 47	31 /34 / 42 / 47
	Heating	L / M / H	dB(A)	34 / 42 / 47	34 / 42 / 47
Sound Power	Cooling	Power	dB(A)	59	65
Air Flow Rate	Cooling	S / L / M / H	m³/min	8.0 / 10.5 / 13.1 / 15.5	8.0 / 10.5 / 13.1 / 16.1
		Max. (Power)	m³/min	16.8	18.3
	Heating	L / M / H	m³/min	10.5 / 13.1 / 15.5	10.5/13.1/16.1
Dehumidification Rate			l/h	1.9	2.6
Power Supply			Ø / V / Hz	1 / 220-240 / 50	1 / 220-240 / 50
Power Supply Cable			N x mm²	4C x 0.75	4C x 0.75
Dimension			mm	998 x 345 x 210	998 x 345 x 210
Net Weight			kg	11.9	12.7
ACCESSORIES & OTHERS				**S18ET.NSK**	**S24ET.NSK**
Wall Type Single Split Compatible				Y	Y
Commercial Single Split Compatible				-	-
Dry Contact				Y	Y
Wired Remote Controller				Y	Y
ThinQ (Embedded Wi-Fi)				Y	Y

* : Sound Pressure is not a value declared on Eurovent Program.
※ This product contains Fluorinated greenhouse gases (R32).
※ S : Sleep / L : Low / M : Medium / H : High
※ GWP : Global warming potential
※ t-CO_2eq : F-gas(kg)*GWP/1000
※ For our policy of continuous product improvement, specification, design and feature are subject to change without prior notice.
※ Y : Available or Applied / - : Not Available or Not Applied

Enjoy A New Level Of Fresh Air

Air Purification Kit
with 1 Way CST

Cooling + Heating + Air Purification
Comfort 365 Days

Removes Ultrafine Dust
Electrical Diffusion, PM 1.0 & Deodorization Filter and Ionizer

Real-time Control & Monitoring
Smart Indicator
Remote Controller
Smart Phone (ThinQ App)





Air Conditioner and Air Purifier in One

5-Steps air cleaning process removes invisible, Ultrafine dust, odor and germs to ensure a clean and healthy living environment.

1st Step	2nd Step	3rd Step	4th Step	5th Step
Pre-Filter	Anion Emission	Ultrafine Dust Filter	Photocatalytic Deodorization Filter	Disinfection Ionizer
	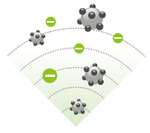			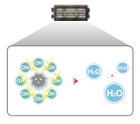
Multi layer structure removes particles with 2.5 times higher efficiency than general pre-filters, with the amount of particles being reduced by 40%.	With anion increasing the electrostatic force of particles, filter's collecting efficiency is improved.	Removes up to 99% of Fine particles to ultrafine particles (Able to remove PM 1.0)	High efficiency gas adsorption technology removes life odor & harmful gases	Deactivates bacteria and virus that cause food poisoning and pneumonia

Convenient Monitoring

Smart Indicator

Shows quality of Indoor air in real time



Remote Controller

Displays air status and fine dust concentration



Smart Phone

Control air status can be checked whenever & wherever.

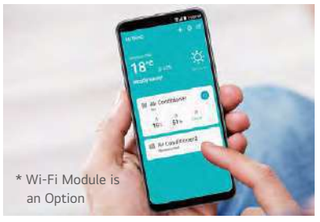

Certificate of Removal Performance

[Verification for Ultrafine Dust Removal]
[Verification for Culturable Bacteria and Virus Removal]



[1 Way CST]

- Virus (Bacteriophage Phi-X174): 95.3% removed within 30 minutes
- Bacteria (Staphylococcus): 91.2% removed within 60 minutes
- Ultrafine dust removal (50 nm, 100 nm): 99.9% removed

Human Detection for Your Comfort and Energy Saving

Human detection function identifies presence of people in order to provide pleasant airflow & energy saving.

Comfort Indirect

Prevent airflow from heading to a user by sensing.



Follow User Direct

Head air flow to a user by sensing.



- Available only for CT24F NB0 Model.
- Available only for products with Human Detecting sensor.

Sensor Detection for Energy Saving

The sensor detects the absence of occupants and stops / activates operation, saving 54% of energy.

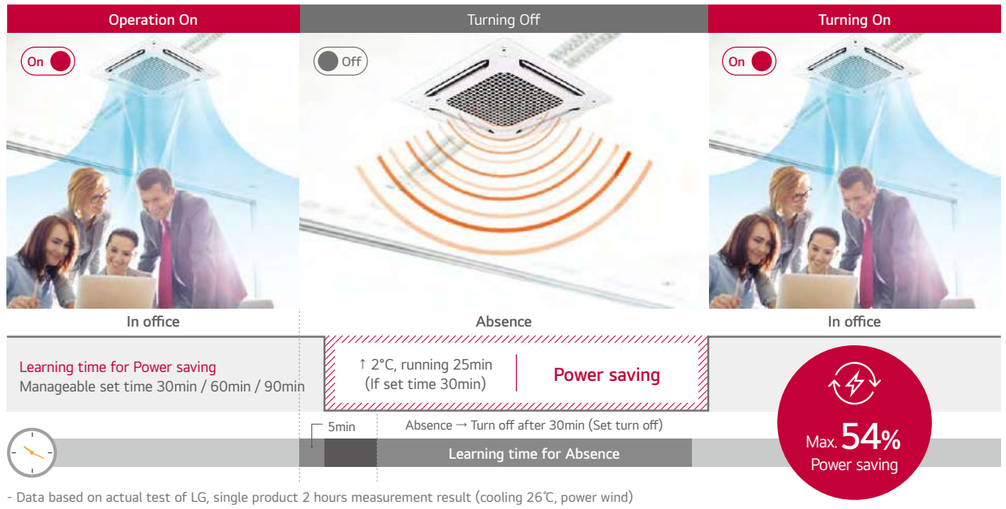

- Data based on actual test of LG, single product 2 hours measurement result (cooling 26℃, power wind)

Human Detecting Process

Step 1

Select candidates to be recognized as a human body based on motion detection.

Step 2

With through 5 stages sorter. judge whether human body candidates were selected correctly.



Inputting Image | **Detecting Motion** | **Selecting Human Body Candidates** | **Human Body Sorter** | **Final detected Human Body**

※ Images are not saved.

Comfort Air

Two vane angles can be controlled in 6 steps from 20˚ to 70˚, depending on the indoor environment and personal preference.

Automatic 4 Way Wind Direction

The wind is discharged evenly up, down, left, and right automatically, so there is no cooling blind spot.



4 Way Discharge



Auto Swing (left and right)

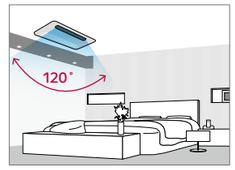

6 Different steps

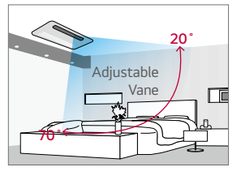

Direct & Indirect Wind

1 Way Cassette



Comfort indirect wind
Without blowing directly at people in the room, the space is comfortable!



Cool direct wind
Cooler on a hot day.

Independent Vane Operation

The independent vane operation function uses separate motors, making it possible to control all four vanes independently.



Individual vane control





Swirl swing



Compact Size of Indoor Unit

LG 1 Way Cassette

Slim & compact design not only saves space, but also reduces installation costs. **The height of 1 Way Cassette is 132 mm, making it the ideal solution for installation in limited space.**

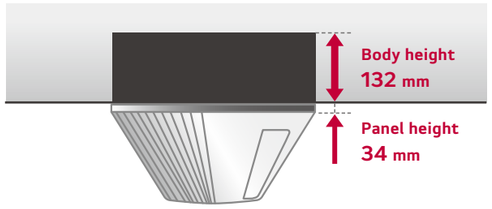

LG 4 Way Cassette

Slim & compact design not only saves space, but also improves workability. It's designed to suit most of building designs and fit into various spaces.

1.5~3.5 kW



Height : **214 mm**

Length Width : 570x570mm

7.0 kW



Height : **204 mm**

Length Width : 840x840mm

Convenient Panel Installation

The detachable corner design makes it easy to adjust the hanger during installation and to check for leakages in the drain connection pipe. And it is easy to install the panel to the body, using the button type panel design.

Detachable Corner Design





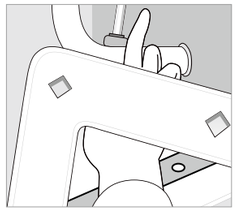

Drain Leakage Check

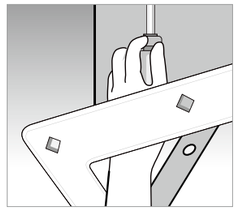

Hanger adjust

One Push Panel



Filter Maintenance & Sign

1 Way Cassette notifies the user of the time of cleaning not only by the remote controller or mobile application, but also by the LED display on the cassette. It makes the filter management easy and the indoor environment can be kept clean.

Filter Sign

Mobile Application*



Wired Remote Controller



Indicator Color



DESCRIPTION	LAMP COLOR
Cooling mode	Green
Heating mode	Green
Time to clean filter in cooling/heating Mode	Yellowish Green
Time to clean filter when product is not operating	Orange
Hot start or defrost mode before starting heating mode	Green
When reservation set on	Yellowish Green

One Touch Magnetic

The 1 Way cassette is easily maintained when filter change or cleaning by one touch magnetic are needed.



Convenient Remote Controller for Ceiling Mounted Cassette and Ceiling Concealed Duct

Standard III remote controller offers 4.3 inch LCD screen with luxurious design which well-matches interior design through simple button layout.



Standard III
Remote Controller

Humidity Display



Multi Language Support

English, French, German, Spanish, Italian Portuguese, Polish, Czech, Russian, Chinese

External Equipment Control

A user can turn on or off the external equipment through 1 Digital Output port



Optimized Schedule

Easy scheduling from daily to yearly



User Friendly Design

Intuitive GUI design using circle theme



2 Set Point

Room temperature is decided by setting 2 set point for cooling and heating



for Cooling



for Heating



Note : Some function may not work in some products



DUAL Inverter

EUROVENT CERTIFIED PERFORMANCE www.eurovent-certification.com

LG participates in the ECP programme for EUROVENT AC program. Check ongoing validity of certification : www.eurovent-certification.com

kBtu/H	5	7	9	12	15	18	24
kW	1.5	2.1	2.6	3.5	4.2	5.3	7.0
1 Way Cassette	-	-	● MT09R.NU1	● MT11R.NU1	-	-	-

● Multi Only ○● Compatible with Residential Single Split ○◎ Compatible with Commercial Single Split

1 Way Cassette

INDOOR				MT09R.NU1	MT11R.NU1
Capacity	Cooling / Heating	Nom.	kW	2.6 / 2.9	3.5 / 3.9
Power Input		Nom.	W	20	20
Running Current		Nom.	A	0.2	0.2
Power Supply			Ø / V / Hz	1 / 220-240 / 50	1 / 220-240 / 50
Air Flow Rate		H / M / L	m^3/min	7.5 / 7.3 / 6.8	8.1 / 7.4 / 7.0
Sound Pressure*	Cooling	H / M / L	dB(A)	36 / 34 / 32	37 / 36 / 33
Sound Power	Cooling	Max.	dB(A)	54	57
Dehumidification Rate			l/h	1.1	1.2
Dimensions	Body	W x H x D	mm	860 x 132 x 450	860 x 132 x 450
Net Weight	Body		kg	13.5	13.5
Piping Connection	Liquid		mm (inch)	Ø6.35 (1/4)	Ø6.35 (1/4)
	Gas		mm (inch)	Ø9.52 (3/8)	Ø9.52 (3/8)
Decoration Panel	Model			PT-UAHW0 / PT-UAHG0 / PT-UPHG0	PT-UAHW0 / PT-UAHG0 / PT-UPHG0
ACCESSORIES & OTHERS				**MT09R.NU1**	**MT11R.NU1**
Commercial Single Split Compatible				-	-
Dual Vane Cassette Panel				-	-
Air Purification Kit				Y	Y
Dry Contact				Y	Y
Wireless or Wired Remote Controller				Y	Y
ThinQ (Wi-Fi)				Y	Y

* : Sound Pressure is not a value declared on Eurovent Program.
※ This product contains Fluorinated greenhouse gases (R32).
※ For our policy of continuous product improvement, specification, design and features are subject to change without prior notice.
※ Y : Available or Applied / - : Not Available or Not Applied



DUAL Inverter

EUROVENT CERTIFIED PERFORMANCE www.eurovent-certification.com

LG participates in the ECP programme for EUROVENT AC program. Check ongoing validity of certification : www.eurovent-certification.com

kBtu/H	5	7	9	12	15	18	24
kW	1.5	2.1	2.6	3.5	4.2	5.3	7.0
4 Way Cassette	● MT06R.NR0	● MT08R.NR0	○◎ CT09F.NR0	○◎ CT12F.NR0	-	○◎ CT18F.NQ0	○◎ CT24F.NB0

● Multi Only ○● Compatible with Residential Single Split ○◎ Compatible with Commercial Single Split

4 Way Cassette

INDOOR				MT06R.NR0	MT08R.NR0	CT09F.NR0
Capacity	Cooling / Heating	Nom.	kW	1.5 / 1.6	2.1 / 2.3	2.6 / 2.9
Power Input		Nom.	W	20	20	22
Running Current		Nom.	A	0.40	0.40	0.40
Power Supply			Ø / V / Hz	1 / 220-240 / 50	1 / 220-240 / 50	1 / 220-240 / 50
Air Flow Rate		H / M / L	m^3/min	7.5 / 6.0 / 5.0	7.5 / 6.0 / 5.0	8.5 / 7.0 / 6.0
Sound Pressure*	Cooling	H / M / L	dB(A)	31 / 27 / 24	31 / 27 / 24	36 / 33 / 30
Sound Power	Cooling	Max.	dB(A)	48	48	52
Dehumidification Rate			l/h	-	-	0.9
Dimensions	Body	W x H x D	mm	570 x 214 x 570	570 x 214 x 570	570 x 214 x 570
Net Weight	Body		kg	11.7	11.7	12.4
Piping Connection	Liquid		mm (inch)	Ø6.35 (1/4)	Ø6.35 (1/4)	Ø6.35 (1/4)
	Gas		mm (inch)	Ø9.52 (3/8)	Ø9.52 (3/8)	Ø9.52 (3/8)
Decoration Panel	Model			PT-QAGW0	PT-QAGW0	PT-QAGW0
	Color			Morning Fog (9001)	Morning Fog (9001)	White (9003)
	Dimensions	W x H x D	mm	620 x 34 x 620	620 x 34 x 620	620 x 35 x 620
	Weight		kg	3	3	2.9
ACCESSORIES & OTHERS				**MT06R.NR0**	**MT08R.NR0**	**CT09F.NR0**
Commercial Single Split Compatible				-	-	Y
Dual Vane Cassette Panel				-	-	-
Air Purification Kit				-	-	-
Dry Contact				Y	Y	Y
Wireless or Wired Remote Controller				Y	Y	Y
ThinQ (Wi-Fi)				Y	Y	Y

INDOOR				CT12F.NR0	CT18F.NQ0	CT24F.NB0
Capacity	Cooling / Heating	Nom.	kW	3.5 / 3.9	5.3 / 5.8	6.7 / 7.5
Power Input		Nom.	W	24	26	26
Running Current		Nom.	A	0.40	0.40	0.60
Power Supply			Ø / V / Hz	1 / 220-240 / 50	1 / 220-240 / 50	1 / 220-240 / 50
Air Flow Rate		H / M / L	m^3/min	9.5 / 8.0 / 7.0	13.0 / 12.0 / 11.0	17.0 / 15.0 / 13.0
Sound Pressure*	Cooling	H / M / L	dB(A)	38 / 35 / 32	41 / 39 / 39	38 / 36 / 34
Sound Power	Cooling	Max.	dB(A)	52	57	53
Dehumidification Rate			l/h	1.4	2.0	2.7
Dimensions	Body	W x H x D	mm	570 x 214 x 570	570 x 256 x 570	840 x 204 x 840
Net Weight	Body		kg	12.4	13.9	21.1
Piping Connection	Liquid		mm (inch)	Ø6.35 (1/4)	Ø6.35 (1/4)	Ø6.35 (1/4)
	Gas		mm (inch)	Ø9.52 (3/8)	Ø12.7 (1/2)	Ø12.7 (1/2)
Decoration Panel	Model			PT-QAGW0	PT-QAGW0	PT-AAGW0
	Color			White (9003)	White (9003)	White (9003)
	Dimensions	W x H x D	mm	620 x 35 x 620	620 x 35 x 620	950 x 35 x 950
	Weight		kg	2.9	2.9	7.1
ACCESSORIES & OTHERS				**CT12F.NR0**	**CT18F.NQ0**	**CT24F.NB0**
Commercial Single Split Compatible				Y	Y	Y
Dual Vane Cassette Panel				-	-	Y
Air Purification Kit				-	-	Y
Dry Contact				Y	Y	Y
Wireless or Wired Remote Controller				Y	Y	Y
ThinQ (Wi-Fi)				Y	Y	Y

* : Sound Pressure is not a value declared on Eurovent Program.
※ Dual vane is applied to 24k
※ This product contains Fluorinated greenhouse gases (R32).
※ For our policy of continuous product improvement, specification, design and features are subject to change without prior notice.
※ Y : Available or Applied / - : Not Available or Not Applied

Compact Size of Indoor Unit

Slim & Compact design of low-static ducts being easy to carry, it makes it an ideal solution for installation in a limited space, saving labor cost for installation and maintenance.



COOLING CAPA. (kW)	BODY (W x H x D, mm)	WEIGHT (kg)
2.5	900 x 190 x 460	18.0
3.5	900 x 190 x 460	18.0
5.0	1,100 x 190 x 460	20.9
7.0	1,100 x 190 x 700	26.0

* Based on low pressure duct

E.S.P. (External Static Pressure) Control

E.S.P. control function enables to control air volume easily with a remote controller. The BLDC motor can control fan speed and air volume regardless of the external static pressure.

Set RPM by simple touch on remote control to change the airflow.



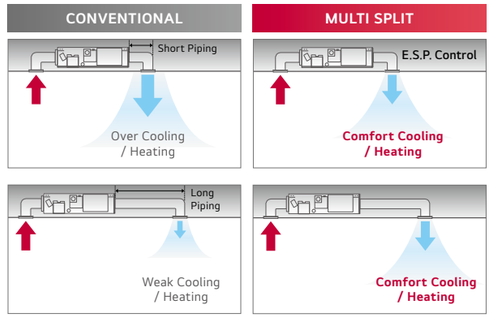

※ ESP Setting guide (Wired Remote Controller) :
- Standard III (PREMTB101/B11) : Menu → Setting → Installer → ESP setting
- Standard II (PREMTB001/B01) : Button click → 03 : XX → ESP setting

※ Wired remote controller is necessary.

High Head Drain Pump

High head drain pump automatically drains water up to 700mm of drain-head height.
It provides a perfect solution for water drainage.

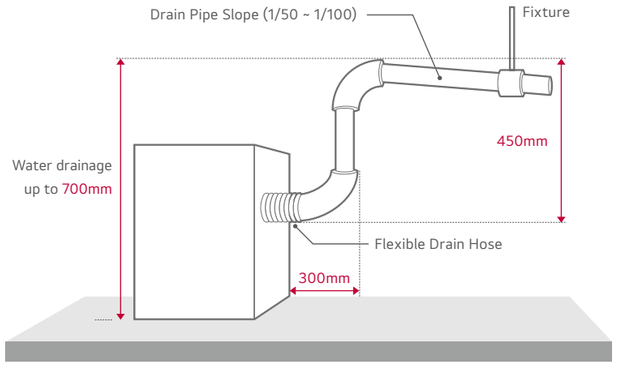



※ Mid-static duct: Accessory (ABDPG) / Low-static duct : Included

Two Thermistors Control

The indoor temperature can be checked using the thermistors in the remote controller as well as from the indoor unit. Two thermistors check indoor air temperature and select the optimal temperature for a more comfortable environment.

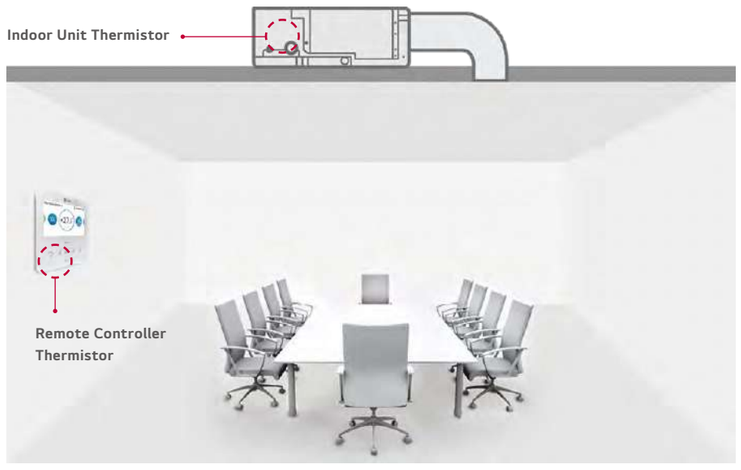

Compares temperatures sensed from different positions, and automatically selects the optimum temperature for users.

R32



DUAL Inverter

EUROVENT CERTIFIED PERFORMANCE www.eurovent-certification.com

LG participates in the ECP programme for EUROVENT AC program.
Check ongoing validity of certification : www.eurovent-certification.com

kBtu/H	5	7	9	12	15	18	24
kW	1.5	2.1	2.6	3.5	4.2	5.3	7.0
Mid / High Static Pressure	-	-	-	-	-	○◎ CM18F.N10	○◎ CM24F.N10

● Multi Only ○● Compatible with Residential Single Split ○◎ Compatible with Commercial Single Split

Duct (Mid Static)

INDOOR				CM18F.N10	CM24F.N10
Capacity	Cooling / Heating	Nom.	kW	5.3 / 5.8	7.0 / 7.7
Power Input		H / M / L	W	150 / 130 / 110	180 / 150 / 130
Running Current		H / M / L	A	0.85 / 0.76 / 0.67	0.98 / 0.85 / 0.76
Power Supply			Ø / V / Hz	1 / 220-240 / 50	1 / 220-240 / 50
Air Flow Rate		H / M / L	m^3/min	16.5 / 14.5 / 13.0	18.0 / 16.5 / 14.5
Sound Pressure*		H / M / L	dB(A)	34 / 32 / 30	35 / 34 / 32
Sound Power Level		Rated	dB(A)	59	60
Dehumidification Rate			l/h	1.5	2.5
Dimensions		W x H x D	mm	900 x 270 x 700	900 x 270 x 700
Net Weight			kg	24.6	24.6
Piping Connections	Liquid Side		mm (inch)	Ø6.35 (1/4)	Ø9.52 (3/8)
	Gas Side		mm (inch)	Ø12.7 (1/2)	Ø15.88 (5/8)
External static pressure	Min. ~ Max.		Pa (mmAq)	58.8 (6)	58.8 (6)
ACCESSORIES & OTHERS				**CM18F.N10**	**CM24F.N10**
Commercial Single Split Compatible				Y	Y
Dual Vane Cassette Panel				-	-
Air Purification Kit (UVnano Filter Box)				Y	Y
Dry Contact				Y	Y
Wireless or Wired Remote Controller				Y	Y
ThinQ (Wi-Fi)				Y	Y

* : Sound Pressure is not a value declared on Eurovent Program.
※ This product contains Fluorinated greenhouse gases (R32).
※ For our policy of continuous product improvement, specification, design and features are subject to change without prior notice.
※ Y : Available or Applied / - : Not Available or Not Applied

R32



DUAL Inverter

EUROVENT CERTIFIED PERFORMANCE www.eurovent-certification.com

LG participates in the ECP programme for EUROVENT AC program.
Check ongoing validity of certification : www.eurovent-certification.com

kBtu/H	5	7	9	12	15	18	24
kW	1.5	2.1	2.6	3.5	4.2	5.3	7.0
Low Static Pressure	-	-	○◎ CL09F.N50	○◎ CL12F.N50	-	○◎ CL18F.N60	-

● Multi Only ○● Compatible with Residential Single Split ○◎ Compatible with Commercial Single Split

Duct (Low Static)

INDOOR				CL09F.N50	CL12F.N50	CL18F.N60
Capacity	Cooling / Heating	Nom.	kW	2.5 / 3.2	3.4 / 4.0	5.0 / 5.8
Power Input		H / M / L	W	21 / 15 / 13	21 / 15 / 13	100 / 90 / 80
Running Current		H / M / L	A	0.21 / 0.16 / 0.14	0.21 / 0.16 / 0.14	0.43 / 0.39 / 0.34
Power Supply			Ø / V / Hz	1 / 220-240 / 50	1 / 220-240 / 50	1 / 220-240 / 50
Air Flow Rate		H / M / L	m^3/min	11.5 / 9.5 / 8.0	11.5 / 9.5 / 8.0	15.0 / 12.0 / 10.0
Sound Pressure*		H / M / L	dB(A)	35 / 30 / 27	35 / 30 / 27	34 / 31 / 29
Sound Power Level		Rated	dB(A)	55	55	56
Dehumidification Rate			l/h	0.5	0.9	1.7
Dimensions		W x H x D	mm	900 x 190 x 460	900 x 190 x 460	1,100 x 190 x 460
Net Weight			kg	18.0	18.0	20.9
Piping Connections	Liquid Side		mm (inch)	Ø6.35 (1/4)	Ø6.35 (1/4)	Ø6.35 (1/4)
	Gas Side		mm (inch)	Ø9.52 (3/8)	Ø9.52 (3/8)	Ø12.7 (1/2)
External static pressure	Min. ~ Max.		Pa (mmAq)	0 ~ 5 (0 ~ 50)	0 ~ 5 (0 ~ 50)	0 ~ 5 (0 ~ 50)
ACCESSORIES & OTHERS				**CL09F.N50**	**CL12F.N50**	**CL18F.N60**
Commercial Single Split Compatible				Y	Y	Y
Dual Vane Cassette Panel				-	-	-
Air Purification Kit (UVnano Filter Box)				Y	Y	Y
Dry Contact				Y	Y	Y
Wireless or Wired Remote Controller				Y	Y	Y
ThinQ (Wi-Fi)				Y	Y	Y

* : Sound Pressure is not a value declared on Eurovent Program.
※ This product contains Fluorinated greenhouse gases (R32).
※ For our policy of continuous product improvement, specification, design and features are subject to change without prior notice.
※ Y : Available or Applied / - : Not Available or Not Applied

CEILING CONCEALED DUCT

R32



DUAL Inverter

EUROVENT CERTIFIED PERFORMANCE www.eurovent-certification.com

LG participates in the ECP programme for EUROVENT AC program.
Check ongoing validity of certification : www.eurovent-certification.com

kBtu/H	5	7	9	12	15	18	24
kW	1.5	2.1	2.6	3.5	4.2	5.3	7.0
Low Static Pressure	-	-	-	-	-	-	○◎ CL24F.N30

● Multi Only ○● Compatible with Residential Single Split ○◎ Compatible with Commercial Single Split

Duct (Low Static)

INDOOR				CL24F.N30
Capacity	Cooling / Heating	Nom.	kW	6.8 / 7.5
Power Input		H / M / L	W	150 / 130 / 110
Running Current		H / M / L	A	0.65 / 0.56 / 0.47
Power Supply			Ø / V / Hz	1 / 220-240 / 50
Air Flow Rate		H / M / L	m^3/min	20.0 / 16.0 / 12.0
Sound Pressure*		H / M / L	dB(A)	39 / 35 / 32
Sound Power Level		Rated	dB(A)	58
Dehumidification Rate			l/h	2.5
Dimensions		W x H x D	mm	1,100 x 190 x 700
Net Weight			kg	26.0
Piping Connections	Liquid Side		mm (inch)	Ø9.52 (3/8)
	Gas Side		mm (inch)	Ø15.88 (5/8)
External static pressure	Min. ~ Max.		Pa (mmAq)	0 ~ 5 (0 ~ 50)
ACCESSORIES & OTHERS				**CL24F.N30**
Commercial Single Split Compatible				Y
Dual Vane Cassette Panel				-
Air Purification Kit (UVnano Filter Box)				Y
Dry Contact				Y
Wireless or Wired Remote Controller				Y
ThinQ (Wi-Fi)				Y

* : Sound Pressure is not a value declared on Eurovent Program.
※ This product contains Fluorinated greenhouse gases (R32).
※ For our policy of continuous product improvement, specification, design and features are subject to change without prior notice.
※ Y : Available or Applied / - : Not Available or Not Applied

Optimized Air Flow for Cooling & Heating

During cooling operation, the vane adjusts upwards to direct air flow toward the ceiling. During heating operation, the vane directs the air flow toward the floor to balance out the room temperature. A wireless controller is included with the indoor console unit.

Horizontal

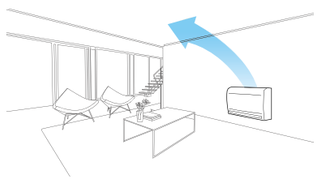

Heating (Normal)

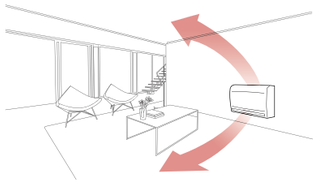

Heating (Floor Heating Mode)

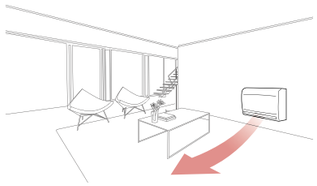

Quick Floor Heating

Console air conditioners offer a fast and powerful performance. Using the floor heating mode, console air conditioners provide faster floor heating and help to reach the desired temperature quickly.

		Company A	Electric Heater	LG	LG Floor Heating Mode
27°C / 15°C	Vertical				
	Horizontal				
Lead Time for Heating (13°C ~ 21°C)		12 minutes 30 seconds	50 minutes	9 minutes 30 seconds	8 minutes 40 seconds

※ Test Condition : Target Temp 23°C, Indoor Room : 13°C~ , Outdoor Room : 7°C

5-Step Vane Control

There are 5 different stages to control air flow direction.

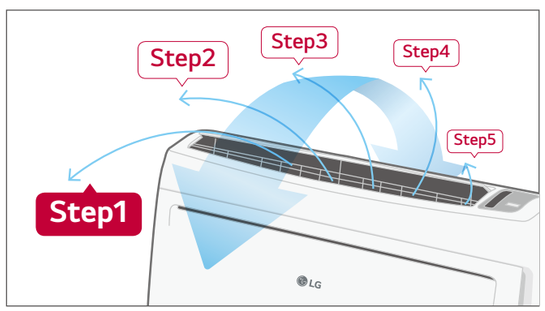

R32 R410A





EUROVENT CERTIFIED PERFORMANCE www.eurovent-certification.com

LG participates in the ECP programme for EUROVENT AC program. Check ongoing validity of certification : www.eurovent-certification.com

CAPACITY (kW)	2.6	3.5	5.3
Console	UQ09F.NA0	UQ12F.NA0	UQ18F.NA0

Console

R32, R410A

INDOOR				UQ09F.NA0	UQ12F.NA0	UQ18F.NA0
Capacity	Cooling / Heating	Nom.	kW	2.6 / 3.1	3.5 / 4.0	5.0 / 4.9
Power Input		Nom.	W	30	30	39
Running Current		Nom.	A	0.5	0.5	0.5
Power Supply			Ø / V / Hz	1 / 220-240 / 50	1 / 220-240 / 50	1 / 220-240 / 50
Air Flow Rate		H / M / L	m^3/min	8.5 / 6.7 / 5.0	9.0 / 6.9 / 5.2	10.1 / 8.6 / 7.2
Sound Pressure*	Cooling	H / M / L	dB(A)	38 / 32 / 27	38 / 32 / 27	44 / 39 / 35
Sound Power	Cooling	Max.	dB(A)	59	59	60
Dimensions	Body	W x H x D	mm	700 x 600 x 210	700 x 600 x 210	700 x 600 x 210
Net Weight	Body		kg	16.3	16.3	16.3
Piping Connection	Liquid		mm (inch)	Ø6.35 (1/4)	Ø6.35 (1/4)	Ø6.35 (1/4)
	Gas		mm (inch)	Ø9.52 (3/8)	Ø9.52 (3/8)	Ø12.7 (1/2)
ACCESSORIES & OTHERS				**UQ09F.NA0**	**UQ12F.NA0**	**UQ18F.NA0**
Commercial Single Split Compatible				Y	Y	Y
Dual Vane Cassette Panel				-	-	-
Air Purification Kit (UVnano Filter Box)				-	-	-
Dry Contact				Y	Y	Y
Wireless or Wired Remote Controller				Y	Y	Y
ThinQ (Wi-Fi)				Y	Y	Y

* : Sound Pressure is not a value declared on Eurovent Program.
※ This product contains fluorinated greenhouse gases. (R32/R410A)
※ For our policy of continuous product improvement, specification, design and features are subject to change without prior notice.
※ Y : Available or Applied / - : Not Available or Not Applied

R32

MU2R15

COOLING														
OPERATION	INDOOR UNIT OPERATING (CAPACITY INDEX, kBtu/h)					TOTAL CAPACITY						INPUT(W)		
						MIN.		RATED		MAX.				
	UNIT-A	UNIT-B	UNIT-C	UNIT-D	TOTAL	Btu/h	kW	Btu/h	kW	Btu/h	kW	MIN.	RATED	MAX.
2 UNIT	5	5	-	-	10	6,000	1.76	10,000	2.93	11,500	3.37	414	682	889
	5	7	-	-	12	7,200	2.11	12,000	3.52	13,800	4.04	486	833	1,106
	5	9	-	-	14	8,400	2.46	14,000	4.10	16,100	4.72	541	1,000	1,391
	7	7	-	-	14	8,400	2.46	14,000	4.10	16,100	4.72	541	1,000	1,391
	7	9	-	-	16	8,400	2.46	14,000	4.10	16,100	4.72	541	1,000	1,391
	5	12	-	-	17	8,400	2.46	14,000	4.10	16,100	4.72	541	1,000	1,391
	9	9	-	-	18	8,400	2.46	14,000	4.10	16,100	4.72	541	1,000	1,391
	7	12	-	-	19	8,400	2.46	14,000	4.10	16,100	4.72	541	1,000	1,391
	9	12	-	-	21	8,400	2.46	14,000	4.10	16,100	4.72	541	1,000	1,391

HEATING														
OPERATION	INDOOR UNIT OPERATING (CAPACITY INDEX, kBtu/h)					TOTAL CAPACITY						INPUT(W)		
						MIN.		RATED		MAX.				
	UNIT-A	UNIT-B	UNIT-C	UNIT-D	TOTAL	Btu/h	kW	Btu/h	kW	Btu/h	kW	MIN.	RATED	MAX.
2 UNIT	5	5	-	-	10	6,600	1.93	11,000	3.22	12,100	3.55	395	651	812
	5	7	-	-	12	7,920	2.32	13,200	3.87	14,520	4.26	493	827	1,032
	5	9	-	-	14	9,600	2.81	16,000	4.69	18,400	5.39	629	1,066	1,457
	7	7	-	-	14	9,600	2.81	16,000	4.69	18,400	5.39	629	1,066	1,457
	7	9	-	-	16	9,600	2.81	16,000	4.69	18,400	5.39	629	1,066	1,457
	5	12	-	-	17	9,600	2.81	16,000	4.69	18,400	5.39	629	1,066	1,457
	9	9	-	-	18	9,600	2.81	16,000	4.69	18,400	5.39	629	1,066	1,457
	7	12	-	-	19	9,600	2.81	16,000	4.69	18,400	5.39	629	1,066	1,457
	9	12	-	-	21	9,600	2.81	16,000	4.69	18,400	5.39	629	1,066	1,457

Note
1. Capacities are based on the following conditions :
   - Cooling : Indoor Ambient Temp. 27°CDB / 19°CWB, Outdoor Ambient Temp. 35°CDB / 24°CWB
   - Heating : Indoor Ambient Temp. 20°CDB / 15°CWB, Outdoor Ambient Temp. 7°CDB / 6°CWB
   - Interconnected piping is standard length and difference of Elevation (Outdoor ~ Indoor Unit) is 0 m.
2. At least two indoor units should be connected. And minimum limit of combination ratio is 40% approximately for rated capacity of outdoor unit.
3. Don't exceed the maximum connectable indoor units number, it can be found in Specifications or combination table of outdoor unit model.

R32

MU2R17

COOLING														
OPERATION	INDOOR UNIT OPERATING (CAPACITY INDEX, kBtu/h)					TOTAL CAPACITY						INPUT(W)		
						MIN.		RATED		MAX.				
	UNIT-A	UNIT-B	UNIT-C	UNIT-D	TOTAL	Btu/h	kW	Btu/h	kW	Btu/h	kW	MIN.	RATED	MAX.
2 UNIT	5	5	-	-	10	6,000	1.76	10,000	2.93	11,500	3.37	414	682	889
	5	7	-	-	12	7,200	2.11	12,000	3.52	13,800	4.04	486	833	1,106
	5	9	-	-	14	8,400	2.46	14,000	4.10	16,100	4.72	541	1,000	1,391
	7	7	-	-	14	8,400	2.46	14,000	4.10	16,100	4.72	541	1,000	1,391
	7	9	-	-	16	9,600	2.81	16,000	4.69	18,400	5.39	652	1,221	1,809
	5	12	-	-	17	9,600	2.81	16,000	4.69	18,400	5.39	652	1,221	1,809
	9	9	-	-	18	9,600	2.81	16,000	4.69	18,400	5.39	652	1,221	1,809
	7	12	-	-	19	9,600	2.81	16,000	4.69	18,400	5.39	652	1,221	1,809
	5	15	-	-	20	9,600	2.81	16,000	4.69	18,400	5.39	652	1,221	1,809
	9	12	-	-	21	9,600	2.81	16,000	4.69	18,400	5.39	652	1,221	1,809
	7	15	-	-	22	9,600	2.81	16,000	4.69	18,400	5.39	652	1,221	1,809
	9	15	-	-	24	9,600	2.81	16,000	4.69	18,400	5.39	652	1,221	1,809
	12	12	-	-	24	9,600	2.81	16,000	4.69	18,400	5.39	652	1,221	1,809

HEATING														
OPERATION	INDOOR UNIT OPERATING (CAPACITY INDEX, kBtu/h)					TOTAL CAPACITY						INPUT(W)		
						MIN.		RATED		MAX.				
	UNIT-A	UNIT-B	UNIT-C	UNIT-D	TOTAL	Btu/h	kW	Btu/h	kW	Btu/h	kW	MIN.	RATED	MAX.
2 UNIT	5	5	-	-	10	6,600	1.93	11,000	3.22	12,100	3.55	395	651	812
	5	7	-	-	12	7,920	2.32	13,200	3.87	14,520	4.26	493	827	1,032
	5	9	-	-	14	9,600	2.81	16,000	4.69	18,400	5.39	629	1,066	1,457
	7	7	-	-	14	9,600	2.81	16,000	4.69	18,400	5.39	629	1,066	1,457
	7	9	-	-	16	10,440	3.06	17,400	5.10	18,800	5.51	700	1,200	1,508
	5	12	-	-	17	10,440	3.06	17,400	5.10	18,800	5.51	700	1,200	1,508
	9	9	-	-	18	10,440	3.06	17,400	5.10	18,800	5.51	700	1,200	1,508
	7	12	-	-	19	10,440	3.06	17,400	5.10	18,800	5.51	700	1,200	1,508
	5	15	-	-	20	10,440	3.06	17,400	5.10	18,800	5.51	700	1,200	1,508
	9	12	-	-	21	10,440	3.06	17,400	5.10	18,800	5.51	700	1,200	1,508
	7	15	-	-	22	10,440	3.06	17,400	5.10	18,800	5.51	700	1,200	1,508
	9	15	-	-	24	10,440	3.06	17,400	5.10	18,800	5.51	700	1,200	1,508
	12	12	-	-	24	10,440	3.06	17,400	5.10	18,800	5.51	700	1,200	1,508

Note
1. Capacities are based on the following conditions :
   - Cooling : Indoor Ambient Temp. 27°CDB / 19°CWB, Outdoor Ambient Temp. 35°CDB / 24°CWB
   - Heating : Indoor Ambient Temp. 20°CDB / 15°CWB, Outdoor Ambient Temp. 7°CDB / 6°CWB
   - Interconnected piping is standard length and difference of Elevation (Outdoor ~ Indoor Unit) is 0 m.
2. At least two indoor units should be connected. And minimum limit of combination ratio is 40% approximately for rated capacity of outdoor unit.
3. Don't exceed the maximum connectable indoor units number, it can be found in Specifications or combination table of outdoor unit model.

R32

MU3R19

COOLING (NEW 18K)															
OPERATION	INDOOR UNIT OPERATING (CAPACITY INDEX, kBtu/h)					TOTAL CAPACITY						INPUT(W)		
						MIN.		RATED		MAX.				
	UNIT-A	UNIT-B	UNIT-C	UNIT-D	TOTAL	Btu/h	kW	Btu/h	kW	Btu/h	kW	MIN.	RATED	MAX.
2 UNIT	5	5	-	-	10	6,000	1.76	10,000	2.93	12,000	3.52	313	524	744
	5	7	-	-	12	7,200	2.11	12,000	3.52	14,400	4.22	393	676	971
	5	9	-	-	14	8,400	2.46	14,000	4.10	16,800	4.92	478	846	1,224
	7	7	-	-	14	8,400	2.46	14,000	4.10	16,800	4.92	478	846	1,224
	7	9	-	-	16	9,600	2.81	16,000	4.69	19,200	5.63	571	1,033	1,501
	5	12	-	-	17	10,200	2.99	17,000	4.98	20,400	5.98	620	1,132	1,653
	9	9	-	-	18	10,800	3.17	18,000	5.28	21,600	6.33	671	1,235	1,818
	7	12	-	-	19	10,800	3.17	18,000	5.28	21,600	6.33	671	1,235	1,818
	5	15	-	-	20	10,800	3.17	18,000	5.28	21,600	6.33	671	1,235	1,818
	9	12	-	-	21	10,800	3.17	18,000	5.28	21,600	6.33	671	1,235	1,818
	7	15	-	-	22	10,800	3.17	18,000	5.28	21,600	6.33	671	1,235	1,818
	5	18	-	-	23	10,800	3.17	18,000	5.28	21,600	6.33	671	1,235	1,818
	9	15	-	-	24	10,800	3.17	18,000	5.28	21,600	6.33	671	1,235	1,818
	12	12	-	-	24	10,800	3.17	18,000	5.28	21,600	6.33	671	1,235	1,818
	7	18	-	-	25	10,800	3.17	18,000	5.28	21,600	6.33	671	1,235	1,818
	9	18	-	-	27	10,800	3.17	18,000	5.28	21,600	6.33	671	1,235	1,818
	12	15	-	-	27	10,800	3.17	18,000	5.28	21,600	6.33	671	1,235	1,818
	12	18	-	-	30	10,800	3.17	18,000	5.28	21,600	6.33	671	1,235	1,818
	15	15	-	-	30	10,800	3.17	18,000	5.28	21,600	6.33	671	1,235	1,818
3 UNIT	5	5	5	-	15	9,000	2.64	15,000	4.40	18,000	5.28	525	918	1,309
	5	5	7	-	17	10,200	2.99	17,000	4.98	20,400	5.98	619	1,097	1,565
	5	5	9	-	19	10,800	3.17	18,000	5.28	21,600	6.33	669	1,190	1,703
	5	7	7	-	19	10,800	3.17	18,000	5.28	21,600	6.33	669	1,190	1,703
	5	7	9	-	21	10,800	3.17	18,000	5.28	21,600	6.33	669	1,190	1,703
	7	7	7	-	21	10,800	3.17	18,000	5.28	21,600	6.33	669	1,190	1,703
	5	5	12	-	22	10,800	3.17	18,000	5.28	21,600	6.33	669	1,190	1,703
	5	9	9	-	23	10,800	3.17	18,000	5.28	21,600	6.33	669	1,190	1,703
	7	7	9	-	23	10,800	3.17	18,000	5.28	21,600	6.33	669	1,190	1,703
	5	7	12	-	24	10,800	3.17	18,000	5.28	21,600	6.33	669	1,190	1,703
	5	5	15	-	25	10,800	3.17	18,000	5.28	21,600	6.33	669	1,190	1,703
	7	9	9	-	25	10,800	3.17	18,000	5.28	21,600	6.33	669	1,190	1,703
	5	9	12	-	26	10,800	3.17	18,000	5.28	21,600	6.33	669	1,190	1,703
	7	7	12	-	26	10,800	3.17	18,000	5.28	21,600	6.33	669	1,190	1,703
	5	7	15	-	27	10,800	3.17	18,000	5.28	21,600	6.33	669	1,190	1,703
	9	9	9	-	27	10,800	3.17	18,000	5.28	21,600	6.33	669	1,190	1,703
	5	5	18	-	28	10,800	3.17	18,000	5.28	21,600	6.33	669	1,190	1,703
	7	9	12	-	28	10,800	3.17	18,000	5.28	21,600	6.33	669	1,190	1,703
	5	9	15	-	29	10,800	3.17	18,000	5.28	21,600	6.33	669	1,190	1,703
	5	12	12	-	29	10,800	3.17	18,000	5.28	21,600	6.33	669	1,190	1,703
	7	7	15	-	29	10,800	3.17	18,000	5.28	21,600	6.33	669	1,190	1,703
	5	7	18	-	30	10,800	3.17	18,000	5.28	21,600	6.33	669	1,190	1,703
	9	9	12	-	30	10,800	3.17	18,000	5.28	21,600	6.33	669	1,190	1,703

Note
1. Capacities are based on the following conditions :
   - Cooling : Indoor Ambient Temp. 27°CDB / 19°CWB, Outdoor Ambient Temp. 35°CDB / 24°CWB
   - Heating : Indoor Ambient Temp. 20°CDB / 15°CWB, Outdoor Ambient Temp. 7°CDB / 6°CWB
   - Interconnected piping is standard length and difference of Elevation (Outdoor ~ Indoor Unit) is 0 m.
2. At least two indoor units should be connected. And minimum limit of combination ratio is 40% approximately for rated capacity of outdoor unit.
3. Don't exceed the maximum connectable indoor units number, it can be found in Specifications or combination table of outdoor unit model.

COMBINATION TABLE

R32

MU3R19

HEATING (NEW 18K)															
OPERATION	INDOOR UNIT OPERATING (CAPACITY INDEX, kBtu/h)					TOTAL CAPACITY						INPUT(W)		
						MIN.		RATED		MAX.				
	UNIT-A	UNIT-B	UNIT-C	UNIT-D	TOTAL	Btu/h	kW	Btu/h	kW	Btu/h	kW	MIN.	RATED	MAX.
2 UNIT	5	5	-	-	10	7,200	2.11	12,000	3.52	13,800	4.04	333	638	770
	5	7	-	-	12	8,640	2.53	14,400	4.22	16,560	4.85	421	821	1,013
	5	9	-	-	14	10,080	2.95	16,800	4.92	19,320	5.66	516	1,024	1,286
	7	7	-	-	14	10,080	2.95	16,800	4.92	19,320	5.66	516	1,024	1,286
	7	9	-	-	16	11,520	3.38	19,200	5.63	22,080	6.47	621	1,237	1,585
	5	12	-	-	17	12,240	3.59	20,400	5.98	23,460	6.88	677	1,353	1,749
	9	9	-	-	18	12,960	3.80	21,600	6.33	24,840	7.28	734	1,470	1,930
	7	12	-	-	19	12,960	3.80	21,600	6.33	24,840	7.28	734	1,470	1,930
	5	15	-	-	20	12,960	3.80	21,600	6.33	24,840	7.28	734	1,470	1,930
	9	12	-	-	21	12,960	3.80	21,600	6.33	24,840	7.28	734	1,470	1,930
	7	15	-	-	22	12,960	3.80	21,600	6.33	24,840	7.28	734	1,470	1,930
	5	18	-	-	23	12,960	3.80	21,600	6.33	24,840	7.28	734	1,470	1,930
	9	15	-	-	24	12,960	3.80	21,600	6.33	24,840	7.28	734	1,470	1,930
	12	12	-	-	24	12,960	3.80	21,600	6.33	24,840	7.28	734	1,470	1,930
	7	18	-	-	25	12,960	3.80	21,600	6.33	24,840	7.28	734	1,470	1,930
	9	18	-	-	27	12,960	3.80	21,600	6.33	24,840	7.28	734	1,470	1,930
	12	15	-	-	27	12,960	3.80	21,600	6.33	24,840	7.28	734	1,470	1,930
	12	18	-	-	30	12,960	3.80	21,600	6.33	24,840	7.28	734	1,470	1,930
	15	15	-	-	30	12,960	3.80	21,600	6.33	24,840	7.28	734	1,470	1,930
3 UNIT	5	5	5	-	15	10,800	3.17	18,000	5.28	20,700	6.07	546	997	1,370
	5	5	7	-	17	12,240	3.59	20,400	5.98	23,460	6.88	650	1,209	1,654
	5	5	9	-	19	12,960	3.80	21,600	6.33	24,840	7.28	705	1,320	1,820
	5	7	7	-	19	12,960	3.80	21,600	6.33	24,840	7.28	705	1,320	1,820
	5	7	9	-	21	12,960	3.80	21,600	6.33	24,840	7.28	705	1,320	1,820
	7	7	7	-	21	12,960	3.80	21,600	6.33	24,840	7.28	705	1,320	1,820
	5	5	12	-	22	12,960	3.80	21,600	6.33	24,840	7.28	705	1,320	1,820
	5	9	9	-	23	12,960	3.80	21,600	6.33	24,840	7.28	705	1,320	1,820
	7	7	9	-	23	12,960	3.80	21,600	6.33	24,840	7.28	705	1,320	1,820
	5	7	12	-	24	12,960	3.80	21,600	6.33	24,840	7.28	705	1,320	1,820
	5	5	15	-	25	12,960	3.80	21,600	6.33	24,840	7.28	705	1,320	1,820
	7	9	9	-	25	12,960	3.80	21,600	6.33	24,840	7.28	705	1,320	1,820
	5	9	12	-	26	12,960	3.80	21,600	6.33	24,840	7.28	705	1,320	1,820
	7	7	12	-	26	12,960	3.80	21,600	6.33	24,840	7.28	705	1,320	1,820
	5	7	15	-	27	12,960	3.80	21,600	6.33	24,840	7.28	705	1,320	1,820
	9	9	9	-	27	12,960	3.80	21,600	6.33	24,840	7.28	705	1,320	1,820
	5	5	18	-	28	12,960	3.80	21,600	6.33	24,840	7.28	705	1,320	1,820
	7	9	12	-	28	12,960	3.80	21,600	6.33	24,840	7.28	705	1,320	1,820
	5	9	15	-	29	12,960	3.80	21,600	6.33	24,840	7.28	705	1,320	1,820
	5	12	12	-	29	12,960	3.80	21,600	6.33	24,840	7.28	705	1,320	1,820
	7	7	15	-	29	12,960	3.80	21,600	6.33	24,840	7.28	705	1,320	1,820
	5	7	18	-	30	12,960	3.80	21,600	6.33	24,840	7.28	705	1,320	1,820
	9	9	12	-	30	12,960	3.80	21,600	6.33	24,840	7.28	705	1,320	1,820

Note
1. Capacities are based on the following conditions :
   - Cooling : Indoor Ambient Temp. 27°CDB / 19°CWB, Outdoor Ambient Temp. 35°CDB / 24°CWB
   - Heating : Indoor Ambient Temp. 20°CDB / 15°CWB, Outdoor Ambient Temp. 7°CDB / 6°CWB
   - Interconnected piping is standard length and difference of Elevation (Outdoor ~ Indoor Unit) is 0 m.
2. At least two indoor units should be connected. And minimum limit of combination ratio is 40% approximately for rated capacity of outdoor unit.
3. Don't exceed the maximum connectable indoor units number, it can be found in Specifications or combination table of outdoor unit model.

R32

MU3R21

COOLING															
OPERATION	INDOOR UNIT OPERATING (CAPACITY INDEX, kBtu/h)					TOTAL CAPACITY						INPUT(W)		
						MIN.		RATED		MAX.				
	UNIT-A	UNIT-B	UNIT-C	UNIT-D	TOTAL	Btu/h	kW	Btu/h	kW	Btu/h	kW	MIN.	RATED	MAX.
2 UNIT	5	5	-	-	10	7,200	2.11	10,000	2.93	12,000	3.52	313	524	744
	5	7	-	-	12	7,200	2.11	12,000	3.52	14,400	4.22	393	676	971
	5	9	-	-	14	8,400	2.46	14,000	4.10	16,800	4.92	478	846	1,224
	7	7	-	-	14	8,400	2.46	14,000	4.10	16,800	4.92	478	846	1,224
	7	9	-	-	16	9,600	2.81	16,000	4.69	19,200	5.63	571	1033	1,501
	5	12	-	-	17	10,200	2.99	17,000	4.98	20,400	5.98	620	1,132	1,653
	9	9	-	-	18	10,800	3.17	18,000	5.28	21,600	6.33	671	1,235	1,818
	7	12	-	-	19	11,400	3.34	19,000	5.57	22,800	6.68	724	1,342	2,087
	5	15	-	-	20	12,000	3.52	20,000	5.86	24,000	7.03	778	1,455	2,204
	9	12	-	-	21	12,600	3.69	21,000	6.15	24,150	7.08	835	1,574	2,406
	7	15	-	-	22	12,600	3.69	21,000	6.15	24,150	7.08	835	1,574	2,406
	5	18	-	-	23	12,600	3.69	21,000	6.15	24,150	7.08	835	1,574	2,406
	9	15	-	-	24	12,600	3.69	21,000	6.15	25,000	7.33	835	1,574	2,406
	12	12	-	-	24	12,600	3.69	21,000	6.15	25,000	7.33	835	1,574	2,406
	7	18	-	-	25	12,600	3.69	21,000	6.15	25,000	7.33	835	1,574	2,406
	9	18	-	-	27	12,600	3.69	21,000	6.15	25,000	7.33	835	1,574	2,406
	12	15	-	-	27	12,600	3.69	21,000	6.15	25,000	7.33	835	1,574	2,406
	12	18	-	-	30	12,600	3.69	21,000	6.15	25,000	7.33	835	1,574	2,406
	15	15	-	-	30	12,600	3.69	21,000	6.15	25,000	7.33	835	1,574	2,406
	15	18	-	-	33	12,600	3.69	21,000	6.15	25,000	7.33	835	1,574	2,406
3 UNIT	5	5	5	-	15	9,000	2.64	15,000	4.40	18,000	5.28	525	918	1,309
	5	5	7	-	17	10,200	2.99	17,000	4.98	20,400	5.98	619	1,097	1,565
	5	5	9	-	19	11,400	3.34	19,000	5.57	22,800	6.68	720	1,286	1,856
	5	7	7	-	19	11,400	3.34	19,000	5.57	22,800	6.68	720	1,286	1,856
	5	7	9	-	21	12,600	3.69	21,000	6.15	25,000	7.33	720	1,286	1,856
	7	7	7	-	21	12,600	3.69	21,000	6.15	25,000	7.33	720	1,286	1,856
	5	5	12	-	22	12,600	3.69	21,000	6.15	25,000	7.33	720	1,286	1,856
	5	9	9	-	23	12,600	3.69	21,000	6.15	25,000	7.33	720	1,286	1,856
	7	7	9	-	23	12,600	3.69	21,000	6.15	25,000	7.33	720	1,286	1,856
	5	7	12	-	24	12,600	3.69	21,000	6.15	25,000	7.33	720	1,286	1,856
	5	5	15	-	25	12,600	3.69	21,000	6.15	25,000	7.33	720	1,286	1,856
	7	9	9	-	25	12,600	3.69	21,000	6.15	25,000	7.33	720	1,286	1,856
	5	9	12	-	26	12,600	3.69	21,000	6.15	25,000	7.33	720	1,286	1,856
	7	7	12	-	26	12,600	3.69	21,000	6.15	25,000	7.33	720	1,286	1,856
	5	7	15	-	27	12,600	3.69	21,000	6.15	25,000	7.33	720	1,286	1,856
	9	9	9	-	27	12,600	3.69	21,000	6.15	25,000	7.33	720	1,286	1,856
	5	5	18	-	28	12,600	3.69	21,000	6.15	25,000	7.33	720	1,286	1,856
	7	9	12	-	28	12,600	3.69	21,000	6.15	25,000	7.33	720	1,286	1,856
	5	9	15	-	29	12,600	3.69	21,000	6.15	25,000	7.33	720	1,286	1,856
	5	12	12	-	29	12,600	3.69	21,000	6.15	25,000	7.33	720	1,286	1,856
	7	7	15	-	29	12,600	3.69	21,000	6.15	25,000	7.33	720	1,286	1,856
	5	7	18	-	30	12,600	3.69	21,000	6.15	25,000	7.33	720	1,286	1,856
	9	9	12	-	30	12,600	3.69	21,000	6.15	25,000	7.33	720	1,286	1,856
	7	9	15	-	31	12,600	3.69	21,000	6.15	25,000	7.33	720	1,286	1,856
	7	12	12	-	31	12,600	3.69	21,000	6.15	25,000	7.33	720	1,286	1,856
	5	12	15	-	32	12,600	3.69	21,000	6.15	25,000	7.33	720	1,286	1,856
	5	9	18	-	32	12,600	3.69	21,000	6.15	25,000	7.33	720	1,286	1,856
	7	7	18	-	32	12,600	3.69	21,000	6.15	25,000	7.33	720	1,286	1,856
	9	9	15	-	33	12,600	3.69	21,000	6.15	25,000	7.33	720	1,286	1,856
	9	12	12	-	33	12,600	3.69	21,000	6.15	25,000	7.33	720	1,286	1,856

Note
1. Capacities are based on the following conditions :
   - Cooling : Indoor Ambient Temp. 27°CDB / 19°CWB, Outdoor Ambient Temp. 35°CDB / 24°CWB
   - Heating : Indoor Ambient Temp. 20°CDB / 15°CWB, Outdoor Ambient Temp. 7°CDB / 6°CWB
   - Interconnected piping is standard length and difference of Elevation (Outdoor ~ Indoor Unit) is 0 m.
2. At least two indoor units should be connected. And minimum limit of combination ratio is 40% approximately for rated capacity of outdoor unit.
3. Don't exceed the maximum connectable indoor units number, it can be found in Specifications or combination table of outdoor unit model.

R32

MU3R21

HEATING (NEW 21K)															
OPERATION	INDOOR UNIT OPERATING (CAPACITY INDEX, kBtu/h)					TOTAL CAPACITY						INPUT(W)		
						MIN.		RATED		MAX.				
	UNIT-A	UNIT-B	UNIT-C	UNIT-D	TOTAL	Btu/h	kW	Btu/h	kW	Btu/h	kW	MIN.	RATED	MAX.
2 UNIT	5	5	-	-	10	7,200	2.11	12,000	3.52	13,800	4.04	333	638	770
	5	7	-	-	12	8,640	2.53	14,400	4.22	16,560	4.85	421	821	1,013
	5	9	-	-	14	10,080	2.95	16,800	4.92	19,320	5.66	516	1,024	1,286
	7	7	-	-	14	10,080	2.95	16,800	4.92	19,320	5.66	516	1,024	1,286
	7	9	-	-	16	11,520	3.38	19,200	5.63	22,080	6.47	621	1,237	1,585
	5	12	-	-	17	12,240	3.59	20,400	5.98	23,460	6.88	677	1,353	1,749
	9	9	-	-	18	12,960	3.80	21,600	6.33	24,840	7.28	734	1,470	1,930
	7	12	-	-	19	13,680	4.01	22,800	6.68	26,220	7.68	795	1,595	2,137
	5	15	-	-	20	14,400	4.22	24,000	7.03	26,600	7.80	858	1,730	2,200
	9	12	-	-	21	14,400	4.22	24,000	7.03	26,600	7.80	858	1,730	2,200
	7	15	-	-	22	14,400	4.22	24,000	7.03	26,600	7.80	858	1,730	2,200
	5	18	-	-	23	14,400	4.22	24,000	7.03	26,600	7.80	858	1,730	2,200
	9	15	-	-	24	14,400	4.22	24,000	7.03	26,600	7.80	858	1,730	2,200
	12	12	-	-	24	14,400	4.22	24,000	7.03	26,600	7.80	858	1,730	2,200
	7	18	-	-	25	14,400	4.22	24,000	7.03	26,600	7.80	858	1,730	2,200
	9	18	-	-	27	14,400	4.22	24,000	7.03	26,600	7.80	858	1,730	2,200
	12	15	-	-	27	14,400	4.22	24,000	7.03	26,600	7.80	858	1,730	2,200
	12	18	-	-	30	14,400	4.22	24,000	7.03	26,600	7.80	858	1,730	2,200
	15	15	-	-	30	14,400	4.22	24,000	7.03	26,600	7.80	858	1,730	2,200
	15	18	-	-	33	14,400	4.22	24,000	7.03	26,600	7.80	858	1,730	2,200
3 UNIT	5	5	5	-	15	10,800	3.17	18,000	5.28	20,700	6.07	546	997	1,370
	5	5	7	-	17	12,240	3.59	20,400	5.98	23,460	6.88	650	1,209	1,654
	5	5	9	-	19	13,680	4.01	22,800	6.68	26,220	7.68	762	1,436	2,010
	5	7	7	-	19	13,680	4.01	22,800	6.68	26,220	7.68	762	1,436	2,010
	5	7	9	-	21	14,400	4.22	24,000	7.03	26,600	7.80	821	1,560	2,068
	7	7	7	-	21	14,400	4.22	24,000	7.03	26,600	7.80	821	1,560	2,068
	5	5	12	-	22	14,400	4.22	24,000	7.03	26,600	7.80	821	1,560	2,068
	5	9	9	-	23	14,400	4.22	24,000	7.03	26,600	7.80	821	1,560	2,068
	7	7	9	-	23	14,400	4.22	24,000	7.03	26,600	7.80	821	1,560	2,068
	5	7	12	-	24	14,400	4.22	24,000	7.03	26,600	7.80	821	1,560	2,068
	5	5	15	-	25	14,400	4.22	24,000	7.03	26,600	7.80	821	1,560	2,068
	7	9	9	-	25	14,400	4.22	24,000	7.03	26,600	7.80	821	1,560	2,068
	5	9	12	-	26	14,400	4.22	24,000	7.03	26,600	7.80	821	1,560	2,068
	7	7	12	-	26	14,400	4.22	24,000	7.03	26,600	7.80	821	1,560	2,068
	5	7	15	-	27	14,400	4.22	24,000	7.03	26,600	7.80	821	1,560	2,068
	9	9	9	-	27	14,400	4.22	24,000	7.03	26,600	7.80	821	1,560	2,068
	5	5	18	-	28	14,400	4.22	24,000	7.03	26,600	7.80	821	1,560	2,068
	7	9	12	-	28	14,400	4.22	24,000	7.03	26,600	7.80	821	1,560	2,068
	5	9	15	-	29	14,400	4.22	24,000	7.03	26,600	7.80	821	1,560	2,068
	5	12	12	-	29	14,400	4.22	24,000	7.03	26,600	7.80	821	1,560	2,068
	7	7	15	-	29	14,400	4.22	24,000	7.03	26,600	7.80	821	1,560	2,068
	5	7	18	-	30	14,400	4.22	24,000	7.03	26,600	7.80	821	1,560	2,068
	9	9	12	-	30	14,400	4.22	24,000	7.03	26,600	7.80	821	1,560	2,068
	7	9	15	-	31	14,400	4.22	24,000	7.03	26,600	7.80	821	1,560	2,068
	7	12	12	-	31	14,400	4.22	24,000	7.03	26,600	7.80	821	1,560	2,068
	5	12	15	-	32	14,400	4.22	24,000	7.03	26,600	7.80	821	1,560	2,068
	5	9	18	-	32	14,400	4.22	24,000	7.03	26,600	7.80	821	1,560	2,068
	7	7	18	-	32	14,400	4.22	24,000	7.03	26,600	7.80	821	1,560	2,068
	9	9	15	-	33	14,400	4.22	24,000	7.03	26,600	7.80	821	1,560	2,068
	9	12	12	-	33	14,400	4.22	24,000	7.03	26,600	7.80	821	1,560	2,068

Note
1. Capacities are based on the following conditions :
   - Cooling : Indoor Ambient Temp. 27°CDB / 19°CWB, Outdoor Ambient Temp. 35°CDB / 24°CWB
   - Heating : Indoor Ambient Temp. 20°CDB / 15°CWB, Outdoor Ambient Temp. 7°CDB / 6°CWB
   - Interconnected piping is standard length and difference of Elevation (Outdoor ~ Indoor Unit) is 0 m.
2. At least two indoor units should be connected. And minimum limit of combination ratio is 40% approximately for rated capacity of outdoor unit.
3. Don't exceed the maximum connectable indoor units number, it can be found in Specifications or combination table of outdoor unit model.

R32

MU4R25

COOLING																
OPERATION	INDOOR UNIT OPERATING (CAPACITY INDEX, kBtu/h)						TOTAL CAPACITY						INPUT(W)		
							MIN.		RATED		MAX.				
	UNIT-A	UNIT-B	UNIT-C	UNIT-D	UNIT-E	TOTAL	Btu/h	kW	Btu/h	kW	Btu/h	kW	MIN.	RATED	MAX.
2 UNIT	5	5	-	-	-	10	7,200	2.11	10,000	2.93	12,000	3.52	350	532	788
	5	7	-	-	-	12	7,200	2.11	12,000	3.52	14,400	4.22	350	669	991
	5	9	-	-	-	14	8,400	2.46	14,000	4.10	16,800	4.92	408	821	1,215
	7	7	-	-	-	14	8,400	2.46	14,000	4.10	16,800	4.92	408	821	1,215
	7	9	-	-	-	16	9,600	2.81	16,000	4.69	19,200	5.63	469	991	1,467
	5	12	-	-	-	17	10,200	2.99	17,000	4.98	20,400	5.98	532	1,083	1,603
	9	9	-	-	-	18	10,800	3.17	18,000	5.28	21,600	6.33	599	1,182	1,749
	7	12	-	-	-	19	11,400	3.34	19,000	5.57	22,800	6.68	669	1,290	1,909
	5	15	-	-	-	20	12,000	3.52	20,000	5.86	24,000	7.03	669	1,406	2,080
	9	12	-	-	-	21	12,600	3.69	21,000	6.15	24,150	7.08	743	1,530	2,264
	7	15	-	-	-	22	13,200	3.87	22,000	6.45	25,300	7.42	743	1,638	2,425
	5	18	-	-	-	23	13,800	4.04	23,000	6.74	26,450	7.75	821	1,752	2,593
	9	15	-	-	-	24	14,400	4.22	24,000	7.03	27,000	7.91	904	1,871	2,770
	12	12	-	-	-	24	14,400	4.22	24,000	7.03	27,000	7.91	904	1,871	2,770
	7	18	-	-	-	25	14,400	4.22	24,000	7.03	27,000	7.91	904	1,871	2,770
	9	18	-	-	-	27	14,400	4.22	24,000	7.03	27,000	7.91	904	1,871	2,770
	12	15	-	-	-	27	14,400	4.22	24,000	7.03	27,000	7.91	904	1,871	2,770
	5	24	-	-	-	29	14,400	4.22	24,000	7.03	27,000	7.91	904	1,871	2,770
	12	18	-	-	-	30	14,400	4.22	24,000	7.03	27,000	7.91	904	1,871	2,770
	15	15	-	-	-	30	14,400	4.22	24,000	7.03	27,000	7.91	904	1,871	2,770
	7	24	-	-	-	31	14,400	4.22	24,000	7.03	27,000	7.91	904	1,871	2,770
	9	24	-	-	-	33	14,400	4.22	24,000	7.03	27,000	7.91	904	1,871	2,770
	15	18	-	-	-	33	14,400	4.22	24,000	7.03	27,000	7.91	904	1,871	2,770
	12	24	-	-	-	36	14,400	4.22	24,000	7.03	27,000	7.91	904	1,871	2,770
	18	18	-	-	-	36	14,400	4.22	24,000	7.03	27,000	7.91	904	1,871	2,770
	15	24	-	-	-	39	14,400	4.22	24,000	7.03	27,000	7.91	904	1,871	2,770
3 UNIT	5	5	5	-	-	15	9,000	2.64	15,000	4.40	18,000	5.28	422	837	1,239
	5	5	7	-	-	17	10,200	2.99	17,000	4.98	20,400	5.98	481	1,013	1,500
	5	5	9	-	-	19	11,400	3.34	19,000	5.57	22,800	6.68	544	1,212	1,794
	5	7	7	-	-	19	11,400	3.34	19,000	5.57	22,800	6.68	544	1,212	1,794
	5	7	9	-	-	21	12,600	3.69	21,000	6.15	25,200	7.39	682	1,438	2,128
	7	7	7	-	-	21	12,600	3.69	21,000	6.15	25,200	7.39	682	1,438	2,128
	5	5	12	-	-	22	13,200	3.87	22,000	6.45	26,400	7.74	731	1,540	2,279
	5	9	9	-	-	23	13,800	4.04	23,000	6.74	27,600	8.09	731	1,647	2,437
	7	7	9	-	-	23	13,800	4.04	23,000	6.74	27,600	8.09	731	1,647	2,437
	5	7	12	-	-	24	14,400	4.22	24,000	7.03	29,000	8.50	837	1,758	2,603
	5	5	15	-	-	25	14,400	4.22	24,000	7.03	29,000	8.50	837	1,758	2,603
	7	9	9	-	-	25	14,400	4.22	24,000	7.03	29,000	8.50	837	1,758	2,603
	5	9	12	-	-	26	14,400	4.22	24,000	7.03	29,000	8.50	837	1,758	2,603
	7	7	12	-	-	26	14,400	4.22	24,000	7.03	29,000	8.50	837	1,758	2,603
	5	7	15	-	-	27	14,400	4.22	24,000	7.03	29,000	8.50	837	1,758	2,603
	9	9	9	-	-	27	14,400	4.22	24,000	7.03	29,000	8.50	837	1,758	2,603
	7	9	12	-	-	28	14,400	4.22	24,000	7.03	29,000	8.50	837	1,758	2,603
	5	5	18	-	-	28	14,400	4.22	24,000	7.03	29,000	8.50	837	1,758	2,603
	5	9	15	-	-	29	14,400	4.22	24,000	7.03	29,000	8.50	837	1,758	2,603
	5	12	12	-	-	29	14,400	4.22	24,000	7.03	29,000	8.50	837	1,758	2,603
	7	7	15	-	-	29	14,400	4.22	24,000	7.03	29,000	8.50	837	1,758	2,603
	7	7	15	-	-	29	14,400	4.22	24,000	7.03	29,000	8.50	837	1,758	2,603
	5	7	18	-	-	30	14,400	4.22	24,000	7.03	29,000	8.50	837	1,758	2,603
	9	9	12	-	-	30	14,400	4.22	24,000	7.03	29,000	8.50	837	1,758	2,603
	7	9	15	-	-	31	14,400	4.22	24,000	7.03	29,000	8.50	837	1,758	2,603
	7	12	12	-	-	31	14,400	4.22	24,000	7.03	29,000	8.50	837	1,758	2,603
	5	12	15	-	-	32	14,400	4.22	24,000	7.03	29,000	8.50	837	1,758	2,603
	5	9	18	-	-	32	14,400	4.22	24,000	7.03	29,000	8.50	837	1,758	2,603
	7	7	18	-	-	32	14,400	4.22	24,000	7.03	29,000	8.50	837	1,758	2,603
	9	9	15	-	-	33	14,400	4.22	24,000	7.03	29,000	8.50	837	1,758	2,603
	9	12	12	-	-	33	14,400	4.22	24,000	7.03	29,000	8.50	837	1,758	2,603
	5	5	24	-	-	34	14,400	4.22	24,000	7.03	29,000	8.50	837	1,758	2,603
	7	9	18	-	-	34	14,400	4.22	24,000	7.03	29,000	8.50	837	1,758	2,603
	7	12	15	-	-	34	14,400	4.22	24,000	7.03	29,000	8.50	837	1,758	2,603
	5	12	18	-	-	35	14,400	4.22	24,000	7.03	29,000	8.50	837	1,758	2,603
	5	15	15	-	-	35	14,400	4.22	24,000	7.03	29,000	8.50	837	1,758	2,603
	5	7	24	-	-	36	14,400	4.22	24,000	7.03	29,000	8.50	837	1,758	2,603
	9	12	15	-	-	36	14,400	4.22	24,000	7.03	29,000	8.50	837	1,758	2,603
	12	12	12	-	-	36	14,400	4.22	24,000	7.03	29,000	8.50	837	1,758	2,603
	9	9	18	-	-	36	14,400	4.22	24,000	7.03	29,000	8.50	837	1,758	2,603
	7	12	18	-	-	37	14,400	4.22	24,000	7.03	29,000	8.50	837	1,758	2,603
	7	15	15	-	-	37	14,400	4.22	24,000	7.03	29,000	8.50	837	1,758	2,603
	5	9	24	-	-	38	14,400	4.22	24,000	7.03	29,000	8.50	837	1,758	2,603
	5	15	18	-	-	38	14,400	4.22	24,000	7.03	29,000	8.50	837	1,758	2,603
	7	7	24	-	-	38	14,400	4.22	24,000	7.03	29,000	8.50	837	1,758	2,603
	9	12	18	-	-	39	14,400	4.22	24,000	7.03	29,000	8.50	837	1,758	2,603
	9	15	15	-	-	39	14,400	4.22	24,000	7.03	29,000	8.50	837	1,758	2,603
	12	12	15	-	-	39	14,400	4.22	24,000	7.03	29,000	8.50	837	1,758	2,603

Note

1. Capacities are based on the following conditions :
   - Cooling : Indoor Ambient Temp. 27°CDB / 19°CWB, Outdoor Ambient Temp. 35°CDB / 24°CWB
   - Heating : Indoor Ambient Temp. 20°CDB / 15°CWB, Outdoor Ambient Temp. 7°CDB / 6°CWB
   - Interconnected piping is standard length and difference of Elevation (Outdoor ~ Indoor Unit) is 0 m.
2. At least two indoor units should be connected. And minimum limit of combination ratio is 40% approximately for rated capacity of outdoor unit.
3. Don't exceed the maximum connectable indoor units number, it can be found in Specifications or combination table of outdoor unit model.

R32

MU4R25

COOLING																
OPERATION	INDOOR UNIT OPERATING (CAPACITY INDEX, kBtu/h)						TOTAL CAPACITY						INPUT(W)		
							MIN.		RATED		MAX.				
	UNIT-A	UNIT-B	UNIT-C	UNIT-D	UNIT-E	TOTAL	Btu/h	kW	Btu/h	kW	Btu/h	kW	MIN.	RATED	MAX.
4 UNIT	5	5	5	5	-	20	12,000	3.52	20,000	5.86	24,000	7.03	592	1,265	1,872
	5	5	5	7	-	22	13,200	3.87	22,000	6.45	29,000	8.50	659	1,495	2,212
	5	5	5	9	-	24	14,400	4.22	24,000	7.03	29,000	8.50	731	1,758	2,603
	5	5	7	7	-	24	14,400	4.22	24,000	7.03	29,000	8.50	731	1,758	2,603
	5	5	7	9	-	26	14,400	4.22	24,000	7.03	29,000	8.50	731	1,758	2,603
	5	7	7	7	-	26	14,400	4.22	24,000	7.03	29,000	8.50	731	1,758	2,603
	5	5	5	12	-	27	14,400	4.22	24,000	7.03	29,000	8.50	731	1,758	2,603
	5	5	9	9	-	28	14,400	4.22	24,000	7.03	29,000	8.50	731	1,758	2,603
	5	7	7	9	-	28	14,400	4.22	24,000	7.03	29,000	8.50	731	1,758	2,603
	7	7	7	7	-	28	14,400	4.22	24,000	7.03	29,000	8.50	731	1,758	2,603
	5	5	7	12	-	29	14,400	4.22	24,000	7.03	29,000	8.50	731	1,758	2,603
	5	5	5	15	-	30	14,400	4.22	24,000	7.03	29,000	8.50	731	1,758	2,603
	5	7	9	9	-	30	14,400	4.22	24,000	7.03	29,000	8.50	731	1,758	2,603
	7	7	7	9	-	30	14,400	4.22	24,000	7.03	29,000	8.50	731	1,758	2,603
	5	5	9	12	-	31	14,400	4.22	24,000	7.03	29,000	8.50	731	1,758	2,603
	5	7	7	12	-	31	14,400	4.22	24,000	7.03	29,000	8.50	731	1,758	2,603
	5	5	7	15	-	32	14,400	4.22	24,000	7.03	29,000	8.50	731	1,758	2,603
	7	7	9	9	-	32	14,400	4.22	24,000	7.03	29,000	8.50	731	1,758	2,603
	5	9	9	9	-	32	14,400	4.22	24,000	7.03	29,000	8.50	731	1,758	2,603
	5	5	5	18	-	33	14,400	4.22	24,000	7.03	29,000	8.50	731	1,758	2,603
	5	7	9	12	-	33	14,400	4.22	24,000	7.03	29,000	8.50	731	1,758	2,603
	7	7	7	12	-	33	14,400	4.22	24,000	7.03	29,000	8.50	731	1,758	2,603
	5	5	9	15	-	34	14,400	4.22	24,000	7.03	29,000	8.50	731	1,758	2,603
	5	5	12	12	-	34	14,400	4.22	24,000	7.03	29,000	8.50	731	1,758	2,603
	5	7	7	15	-	34	14,400	4.22	24,000	7.03	29,000	8.50	731	1,758	2,603
	7	9	9	9	-	34	14,400	4.22	24,000	7.03	29,000	8.50	731	1,758	2,603
	5	5	7	18	-	35	14,400	4.22	24,000	7.03	29,000	8.50	731	1,758	2,603
	5	9	9	12	-	35	14,400	4.22	24,000	7.03	29,000	8.50	731	1,758	2,603
	7	7	9	12	-	35	14,400	4.22	24,000	7.03	29,000	8.50	731	1,758	2,603
	5	7	9	15	-	36	14,400	4.22	24,000	7.03	29,000	8.50	731	1,758	2,603
	5	7	12	12	-	36	14,400	4.22	24,000	7.03	29,000	8.50	731	1,758	2,603
	7	7	7	15	-	36	14,400	4.22	24,000	7.03	29,000	8.50	731	1,758	2,603
	9	9	9	9	-	36	14,400	4.22	24,000	7.03	29,000	8.50	731	1,758	2,603
	5	5	9	18	-	37	14,400	4.22	24,000	7.03	29,000	8.50	731	1,758	2,603
	5	5	12	15	-	37	14,400	4.22	24,000	7.03	29,000	8.50	731	1,758	2,603
	5	7	7	18	-	37	14,400	4.22	24,000	7.03	29,000	8.50	731	1,758	2,603
	7	9	9	12	-	37	14,400	4.22	24,000	7.03	29,000	8.50	731	1,758	2,603
	5	9	9	15	-	38	14,400	4.22	24,000	7.03	29,000	8.50	731	1,758	2,603
	7	7	9	15	-	38	14,400	4.22	24,000	7.03	29,000	8.50	731	1,758	2,603
	7	7	12	12	-	38	14,400	4.22	24,000	7.03	29,000	8.50	731	1,758	2,603
	5	5	5	24	-	39	14,400	4.22	24,000	7.03	29,000	8.50	731	1,758	2,603
	5	7	9	18	-	39	14,400	4.22	24,000	7.03	29,000	8.50	731	1,758	2,603
	5	7	12	15	-	39	14,400	4.22	24,000	7.03	29,000	8.50	731	1,758	2,603
	9	9	9	12	-	39	14,400	4.22	24,000	7.03	29,000	8.50	731	1,758	2,603
	7	7	7	18	-	39	14,400	4.22	24,000	7.03	29,000	8.50	731	1,758	2,603

Note

1. Capacities are based on the following conditions :
   - Cooling : Indoor Ambient Temp. 27°CDB / 19°CWB, Outdoor Ambient Temp. 35°CDB / 24°CWB
   - Heating : Indoor Ambient Temp. 20°CDB / 15°CWB, Outdoor Ambient Temp. 7°CDB / 6°CWB
   - Interconnected piping is standard length and difference of Elevation (Outdoor ~ Indoor Unit) is 0 m.
2. At least two indoor units should be connected. And minimum limit of combination ratio is 40% approximately for rated capacity of outdoor unit.
3. Don't exceed the maximum connectable indoor units number, it can be found in Specifications or combination table of outdoor unit model.

R32

MU4R25

HEATING															
OPERATION	INDOOR UNIT OPERATING (CAPACITY INDEX, kBtu/h)						TOTAL CAPACITY						INPUT(W)		
							MIN.		RATED		MAX.				
	UNIT-A	UNIT-B	UNIT-C	UNIT-D	UNIT-E	TOTAL	Btu/h	kW	Btu/h	kW	Btu/h	kW	MIN.	RATED	MAX.
2 UNIT	5	5	-	-	-	10	7,200	2.11	12,000	3.52	14,400	4.22	329	598	861
	5	7	-	-	-	12	8,640	2.53	14,400	4.22	17,280	5.06	430	904	1,301
	5	9	-	-	-	14	10,080	2.95	16,800	4.92	20,160	5.91	484	945	1,360
	7	7	-	-	-	14	10,080	2.95	16,800	4.92	20,160	5.91	484	945	1,360
	7	9	-	-	-	16	11,520	3.38	19,200	5.63	23,040	6.75	540	1,118	1,610
	5	12	-	-	-	17	12,240	3.59	20,400	5.98	24,480	7.17	598	1,319	1,899
	9	9	-	-	-	18	12,960	3.80	21,600	6.33	25,920	7.60	660	1,430	2,059
	7	12	-	-	-	19	13,680	4.01	22,800	6.68	27,360	8.02	725	1,543	2,221
	5	15	-	-	-	20	14,400	4.22	24,000	7.03	28,800	8.44	764	1,662	2,393
	9	12	-	-	-	21	15,120	4.43	25,200	7.39	29,000	8.50	793	1,749	2,518
	7	15	-	-	-	22	15,840	4.64	26,400	7.74	29,000	8.50	867	1,836	2,644
	5	18	-	-	-	23	16,560	4.85	27,600	8.09	29,000	8.50	945	1,977	2,850
	9	15	-	-	-	24	16,560	4.85	27,600	8.09	29,000	8.50	945	1,977	2,850
	12	12	-	-	-	24	16,560	4.85	27,600	8.09	29,000	8.50	945	1,977	2,850
	7	18	-	-	-	25	16,560	4.85	27,600	8.09	29,000	8.50	945	1,977	2,850
	9	18	-	-	-	27	16,560	4.85	27,600	8.09	29,000	8.50	945	1,977	2,850
	12	15	-	-	-	27	16,560	4.85	27,600	8.09	29,000	8.50	945	1,977	2,850
	5	24	-	-	-	29	16,560	4.85	27,600	8.09	29,000	8.50	945	1,977	2,850
	12	18	-	-	-	30	16,560	4.85	27,600	8.09	29,000	8.50	945	1,977	2,850
	15	15	-	-	-	30	16,560	4.85	27,600	8.09	29,000	8.50	945	1,977	2,850
	7	24	-	-	-	31	16,560	4.85	27,600	8.09	29,000	8.50	945	1,977	2,850
	9	24	-	-	-	33	16,560	4.85	27,600	8.09	29,000	8.50	945	1,977	2,850
	15	18	-	-	-	33	16,560	4.85	27,600	8.09	29,000	8.50	945	1,977	2,850
	12	24	-	-	-	36	16,560	4.85	27,600	8.09	29,000	8.50	945	1,977	2,850
	18	18	-	-	-	36	16,560	4.85	27,600	8.09	29,000	8.50	945	1,977	2,850
	15	24	-	-	-	39	16,560	4.85	27,600	8.09	29,000	8.50	945	1,977	2,850
3 UNIT	5	5	5	-	-	15	10,800	3.17	18,000	5.28	21,600	6.33	497	946	1,363
	5	5	7	-	-	17	12,240	3.59	20,400	5.98	24,480	7.17	551	1,118	1,610
	5	5	9	-	-	19	13,680	4.01	22,800	6.68	27,360	8.02	725	1,419	2,044
	5	7	7	-	-	19	13,680	4.01	22,800	6.68	27,360	8.02	725	1,419	2,044
	5	7	9	-	-	21	15,120	4.43	25,200	7.39	30,240	8.86	730	1,610	2,319
	7	7	7	-	-	21	15,120	4.43	25,200	7.39	30,240	8.86	730	1,610	2,319
	5	5	12	-	-	22	15,840	4.64	26,400	7.74	31,000	9.09	798	1,697	2,444
	5	9	9	-	-	23	16,560	4.85	27,600	8.09	31,000	9.09	870	1,838	2,647
	7	7	9	-	-	23	16,560	4.85	27,600	8.09	31,000	9.09	870	1,838	2,647
	5	7	12	-	-	24	16,560	4.85	27,600	8.09	31,000	9.09	870	1,838	2,647
	5	5	15	-	-	25	16,560	4.85	27,600	8.09	31,000	9.09	870	1,838	2,647
	7	9	9	-	-	25	16,560	4.85	27,600	8.09	31,000	9.09	870	1,838	2,647
	5	9	12	-	-	26	16,560	4.85	27,600	8.09	31,000	9.09	870	1,838	2,647
	7	7	12	-	-	26	16,560	4.85	27,600	8.09	31,000	9.09	870	1,838	2,647
	5	7	15	-	-	27	16,560	4.85	27,600	8.09	31,000	9.09	870	1,838	2,647
	9	9	9	-	-	27	16,560	4.85	27,600	8.09	31,000	9.09	870	1,838	2,647
	7	9	12	-	-	28	16,560	4.85	27,600	8.09	31,000	9.09	870	1,838	2,647
	5	5	18	-	-	28	16,560	4.85	27,600	8.09	31,000	9.09	870	1,838	2,647
	5	9	15	-	-	29	16,560	4.85	27,600	8.09	31,000	9.09	870	1,838	2,647
	5	12	12	-	-	29	16,560	4.85	27,600	8.09	31,000	9.09	870	1,838	2,647
	7	7	15	-	-	29	16,560	4.85	27,600	8.09	31,000	9.09	870	1,838	2,647
	5	7	18	-	-	30	16,560	4.85	27,600	8.09	31,000	9.09	870	1,838	2,647
	9	9	12	-	-	30	16,560	4.85	27,600	8.09	31,000	9.09	870	1,838	2,647
	7	9	15	-	-	31	16,560	4.85	27,600	8.09	31,000	9.09	870	1,838	2,647
	7	12	12	-	-	31	16,560	4.85	27,600	8.09	31,000	9.09	870	1,838	2,647
	5	12	15	-	-	32	16,560	4.85	27,600	8.09	31,000	9.09	870	1,838	2,647
	5	9	18	-	-	32	16,560	4.85	27,600	8.09	31,000	9.09	870	1,838	2,647
	7	7	18	-	-	32	16,560	4.85	27,600	8.09	31,000	9.09	870	1,838	2,647
	9	9	15	-	-	33	16,560	4.85	27,600	8.09	31,000	9.09	870	1,838	2,647
	9	12	12	-	-	33	16,560	4.85	27,600	8.09	31,000	9.09	870	1,838	2,647
	5	5	24	-	-	34	16,560	4.85	27,600	8.09	31,000	9.09	870	1,838	2,647
	7	9	18	-	-	34	16,560	4.85	27,600	8.09	31,000	9.09	870	1,838	2,647
	7	12	15	-	-	34	16,560	4.85	27,600	8.09	31,000	9.09	870	1,838	2,647
	5	12	18	-	-	35	16,560	4.85	27,600	8.09	31,000	9.09	870	1,838	2,647
	5	15	15	-	-	35	16,560	4.85	27,600	8.09	31,000	9.09	870	1,838	2,647
	5	7	24	-	-	36	16,560	4.85	27,600	8.09	31,000	9.09	870	1,838	2,647
	9	12	15	-	-	36	16,560	4.85	27,600	8.09	31,000	9.09	870	1,838	2,647
	12	12	12	-	-	36	16,560	4.85	27,600	8.09	31,000	9.09	870	1,838	2,647
	9	9	18	-	-	36	16,560	4.85	27,600	8.09	31,000	9.09	870	1,838	2,647
	7	12	18	-	-	37	16,560	4.85	27,600	8.09	31,000	9.09	870	1,838	2,647
	7	15	15	-	-	37	16,560	4.85	27,600	8.09	31,000	9.09	870	1,838	2,647
	5	9	24	-	-	38	16,560	4.85	27,600	8.09	31,000	9.09	870	1,838	2,647
	5	15	18	-	-	38	16,560	4.85	27,600	8.09	31,000	9.09	870	1,838	2,647
	7	7	24	-	-	38	16,560	4.85	27,600	8.09	31,000	9.09	870	1,838	2,647
	9	12	18	-	-	39	16,560	4.85	27,600	8.09	31,000	9.09	870	1,838	2,647
	9	15	15	-	-	39	16,560	4.85	27,600	8.09	31,000	9.09	870	1,838	2,647
	12	12	15	-	-	39	16,560	4.85	27,600	8.09	31,000	9.09	870	1,838	2,647

Note
1. Capacities are based on the following conditions :
   - Cooling : Indoor Ambient Temp. 27°CDB / 19°CWB, Outdoor Ambient Temp. 35°CDB / 24°CWB
   - Heating : Indoor Ambient Temp. 20°CDB / 15°CWB, Outdoor Ambient Temp. 7°CDB / 6°CWB
   - Interconnected piping is standard length and difference of Elevation (Outdoor ~ Indoor Unit) is 0 m.
2. At least two indoor units should be connected. And minimum limit of combination ratio is 40% approximately for rated capacity of outdoor unit.
3. Don't exceed the maximum connectable indoor units number, it can be found in Specifications or combination table of outdoor unit model.

R32

MU4R25

HEATING															
OPERATION	INDOOR UNIT OPERATING (CAPACITY INDEX, kBtu/h)						TOTAL CAPACITY						INPUT(W)		
							MIN.		RATED		MAX.				
	UNIT-A	UNIT-B	UNIT-C	UNIT-D	UNIT-E	TOTAL	Btu/h	kW	Btu/h	kW	Btu/h	kW	MIN.	RATED	MAX.
4 UNIT	5	5	5	5	-	20	14,400	4.22	24,000	7.03	28,800	8.44	700	1,418	2,041
	5	5	5	7	-	22	15,840	4.64	26,400	7.74	31,000	9.09	795	1,625	2,339
	5	5	5	9	-	24	16,560	4.85	27,600	8.09	31,000	9.09	832	1,838	2,647
	5	5	7	7	-	24	16,560	4.85	27,600	8.09	31,000	9.09	832	1,838	2,647
	5	5	7	9	-	26	16,560	4.85	27,600	8.09	31,000	9.09	832	1,838	2,647
	5	7	7	7	-	26	16,560	4.85	27,600	8.09	31,000	9.09	832	1,838	2,647
	5	5	5	12	-	27	16,560	4.85	27,600	8.09	31,000	9.09	832	1,838	2,647
	5	5	9	9	-	28	16,560	4.85	27,600	8.09	31,000	9.09	832	1,838	2,647
	5	7	7	9	-	28	16,560	4.85	27,600	8.09	31,000	9.09	832	1,838	2,647
	7	7	7	7	-	28	16,560	4.85	27,600	8.09	31,000	9.09	832	1,838	2,647
	5	5	7	12	-	29	16,560	4.85	27,600	8.09	31,000	9.09	832	1,838	2,647
	5	5	5	15	-	30	16,560	4.85	27,600	8.09	31,000	9.09	832	1,838	2,647
	5	7	9	9	-	30	16,560	4.85	27,600	8.09	31,000	9.09	832	1,838	2,647
	7	7	7	9	-	30	16,560	4.85	27,600	8.09	31,000	9.09	832	1,838	2,647
	5	5	9	12	-	31	16,560	4.85	27,600	8.09	31,000	9.09	832	1,838	2,647
	5	7	7	12	-	31	16,560	4.85	27,600	8.09	31,000	9.09	832	1,838	2,647
	5	5	7	15	-	32	16,560	4.85	27,600	8.09	31,000	9.09	832	1,838	2,647
	7	7	9	9	-	32	16,560	4.85	27,600	8.09	31,000	9.09	832	1,838	2,647
	5	9	9	9	-	32	16,560	4.85	27,600	8.09	31,000	9.09	832	1,838	2,647
	5	5	5	18	-	33	16,560	4.85	27,600	8.09	31,000	9.09	832	1,838	2,647
	5	7	9	12	-	33	16,560	4.85	27,600	8.09	31,000	9.09	832	1,838	2,647
	7	7	7	12	-	33	16,560	4.85	27,600	8.09	31,000	9.09	832	1,838	2,647
	5	5	9	15	-	34	16,560	4.85	27,600	8.09	31,000	9.09	832	1,838	2,647
	5	5	12	12	-	34	16,560	4.85	27,600	8.09	31,000	9.09	832	1,838	2,647
	5	7	7	15	-	34	16,560	4.85	27,600	8.09	31,000	9.09	832	1,838	2,647
	7	9	9	9	-	34	16,560	4.85	27,600	8.09	31,000	9.09	832	1,838	2,647
	5	5	7	18	-	35	16,560	4.85	27,600	8.09	31,000	9.09	832	1,838	2,647
	5	9	9	12	-	35	16,560	4.85	27,600	8.09	31,000	9.09	832	1,838	2,647
	7	7	9	12	-	35	16,560	4.85	27,600	8.09	31,000	9.09	832	1,838	2,647
	5	7	9	15	-	36	16,560	4.85	27,600	8.09	31,000	9.09	832	1,838	2,647
	5	7	12	12	-	36	16,560	4.85	27,600	8.09	31,000	9.09	832	1,838	2,647
	7	7	7	15	-	36	16,560	4.85	27,600	8.09	31,000	9.09	832	1,838	2,647
	9	9	9	9	-	36	16,560	4.85	27,600	8.09	31,000	9.09	832	1,838	2,647
	5	5	9	18	-	37	16,560	4.85	27,600	8.09	31,000	9.09	832	1,838	2,647
	5	5	12	15	-	37	16,560	4.85	27,600	8.09	31,000	9.09	832	1,838	2,647
	5	7	7	18	-	37	16,560	4.85	27,600	8.09	31,000	9.09	832	1,838	2,647
	7	9	9	12	-	37	16,560	4.85	27,600	8.09	31,000	9.09	832	1,838	2,647
	5	9	9	15	-	38	16,560	4.85	27,600	8.09	31,000	9.09	832	1,838	2,647
	7	7	9	15	-	38	16,560	4.85	27,600	8.09	31,000	9.09	832	1,838	2,647
	7	7	12	12	-	38	16,560	4.85	27,600	8.09	31,000	9.09	832	1,838	2,647
	5	5	5	24	-	39	16,560	4.85	27,600	8.09	31,000	9.09	832	1,838	2,647
	5	7	9	18	-	39	16,560	4.85	27,600	8.09	31,000	9.09	832	1,838	2,647
	5	7	12	15	-	39	16,560	4.85	27,600	8.09	31,000	9.09	832	1,838	2,647
	9	9	9	12	-	39	16,560	4.85	27,600	8.09	31,000	9.09	832	1,838	2,647
	7	7	7	18	-	39	16,560	4.85	27,600	8.09	31,000	9.09	832	1,838	2,647

Note
1. Capacities are based on the following conditions :
   - Cooling : Indoor Ambient Temp. 27°CDB / 19°CWB, Outdoor Ambient Temp. 35°CDB / 24°CWB
   - Heating : Indoor Ambient Temp. 20°CDB / 15°CWB, Outdoor Ambient Temp. 7°CDB / 6°CWB
   - Interconnected piping is standard length and difference of Elevation (Outdoor ~ Indoor Unit) is 0 m.
2. At least two indoor units should be connected. And minimum limit of combination ratio is 40% approximately for rated capacity of outdoor unit.
3. Don't exceed the maximum connectable indoor units number, it can be found in Specifications or combination table of outdoor unit model.

R32

MU4R27

COOLING																
OPERATION	INDOOR UNIT OPERATING (CAPACITY INDEX, kBtu/h)						TOTAL CAPACITY						INPUT(W)			
							MIN.		RATED		MAX.					
	UNIT-A	UNIT-B	UNIT-C	UNIT-D	UNIT-E	TOTAL	Btu/h	kW	Btu/h	kW	Btu/h	kW	MIN.	RATED	MAX.	
2 UNIT	5	5	-	-	-	10	6,000	1.76	10,000	2.93	12,000	3.52	378	623	853	
	5	7	-	-	-	12	7,200	2.11	12,000	3.52	14,400	4.22	444	761	1,038	
	5	9	-	-	-	14	8,400	2.46	14,000	4.10	16,800	4.92	533	903	1,228	
	7	7	-	-	-	14	8,400	2.46	14,000	4.10	16,800	4.92	533	903	1,228	
	7	9	-	-	-	16	9,600	2.81	16,000	4.69	19,200	5.63	601	1,047	1,423	
	5	12	-	-	-	17	10,200	2.99	17,000	4.98	20,400	5.98	646	1,121	1,537	
	9	9	-	-	-	18	10,800	3.17	18,000	5.28	21,600	6.33	692	1,195	1,623	
	7	12	-	-	-	19	11,400	3.34	19,000	5.57	22,800	6.68	715	1,270	1,740	
	5	15	-	-	-	20	12,000	3.52	20,000	5.86	24,000	7.03	761	1,347	1,829	
	9	12	-	-	-	21	12,600	3.69	21,000	6.15	25,200	7.39	808	1,423	2,012	
	7	15	-	-	-	22	13,200	3.87	22,000	6.45	26,400	7.74	855	1,475	2,154	
	5	18	-	-	-	23	13,800	4.04	23,000	6.74	27,600	8.09	879	1,554	2,351	
	9	15	-	-	-	24	14,400	4.22	24,000	7.03	28,800	8.44	927	1,633	2,505	
	12	12	-	-	-	24	14,400	4.22	24,000	7.03	28,800	8.44	927	1,633	2,505	
	7	18	-	-	-	25	15,000	4.40	25,000	7.33	30,000	8.79	975	1,755	2,721	
	9	18	-	-	-	27	16,200	4.75	27,000	7.90	31,050	9.10	1,047	2,011	2,891	
	12	15	-	-	-	27	16,200	4.75	27,000	7.90	31,050	9.10	1,047	2,011	2,891	
	5	24	-	-	-	29	16,200	4.75	27,000	7.90	31,050	9.10	1,047	2,011	2,891	
	12	18	-	-	-	30	16,200	4.75	27,000	7.90	31,050	9.10	1,047	2,011	2,891	
	15	15	-	-	-	30	16,200	4.75	27,000	7.90	31,050	9.10	1,047	2,011	2,891	
	7	24	-	-	-	31	16,200	4.75	27,000	7.90	31,050	9.10	1,047	2,011	2,891	
	9	24	-	-	-	33	16,200	4.75	27,000	7.90	31,050	9.10	1,047	2,011	2,891	
	15	18	-	-	-	33	16,200	4.75	27,000	7.90	31,050	9.10	1,047	2,011	2,891	
	18	18	-	-	-	36	16,200	4.75	27,000	7.90	31,050	9.10	1,047	2,011	2,891	
	12	24	-	-	-	36	16,200	4.75	27,000	7.90	31,050	9.10	1,047	2,011	2,891	
	15	24	-	-	-	39	16,200	4.75	27,000	7.90	31,050	9.10	1,047	2,011	2,891	
3 UNIT	5	5	5	-	-	15	9,000	2.64	15,000	4.40	18,000	5.28	522	916	1,258	
	5	5	7	-	-	17	10,200	2.99	17,000	4.98	20,400	5.98	607	1,054	1,445	
	5	5	9	-	-	19	11,400	3.34	19,000	5.57	22,800	6.68	672	1,194	1,636	
	5	7	7	-	-	19	11,400	3.34	19,000	5.57	22,800	6.68	672	1,194	1,636	
	5	7	9	-	-	21	12,600	3.69	21,000	6.15	25,200	7.39	760	1,338	1,891	
	7	7	7	-	-	21	12,600	3.69	21,000	6.15	25,200	7.39	760	1,338	1,891	
	5	5	12	-	-	22	13,200	3.87	22,000	6.45	26,400	7.74	804	1,387	2,025	
	5	9	9	-	-	23	13,800	4.04	23,000	6.74	27,600	8.09	826	1,461	2,219	
	7	7	9	-	-	23	13,800	4.04	23,000	6.74	27,600	8.09	826	1,461	2,219	
	5	7	12	-	-	24	14,400	4.22	24,000	7.03	28,800	8.44	871	1,535	2,379	
	5	5	15	-	-	25	15,000	4.40	25,000	7.33	30,000	8.79	916	1,650	2,605	
	7	9	9	-	-	25	15,000	4.40	25,000	7.33	30,000	8.79	916	1,650	2,605	
	5	9	12	-	-	26	15,600	4.57	26,000	7.62	31,200	9.14	962	1,767	2,784	
	7	7	12	-	-	26	15,600	4.57	26,000	7.62	31,200	9.14	962	1,767	2,784	
	5	7	15	-	-	27	16,200	4.75	27,000	7.90	31,050	9.10	984	1,890	2,784	
	9	9	9	-	-	27	16,200	4.75	27,000	7.90	31,050	9.10	984	1,890	2,784	
	7	9	12	-	-	28	16,200	4.75	27,000	7.90	31,050	9.10	984	1,890	2,784	
	5	5	18	-	-	28	16,200	4.75	27,000	7.90	31,050	9.10	984	1,890	2,784	
	5	9	15	-	-	29	16,200	4.75	27,000	7.90	31,050	9.10	984	1,890	2,784	
	5	12	12	-	-	29	16,200	4.75	27,000	7.90	31,050	9.10	984	1,890	2,784	
	7	7	15	-	-	29	16,200	4.75	27,000	7.90	31,050	9.10	984	1,890	2,784	
	5	7	18	-	-	30	16,200	4.75	27,000	7.90	31,050	9.10	984	1,890	2,784	
	9	9	12	-	-	30	16,200	4.75	27,000	7.90	31,050	9.10	984	1,890	2,784	
	7	9	15	-	-	31	16,200	4.75	27,000	7.90	31,050	9.10	984	1,890	2,784	
	7	12	12	-	-	31	16,200	4.75	27,000	7.90	31,050	9.10	984	1,890	2,784	
	5	12	15	-	-	32	16,200	4.75	27,000	7.90	31,050	9.10	984	1,890	2,784	
	5	9	18	-	-	32	16,200	4.75	27,000	7.90	31,050	9.10	984	1,890	2,784	
	7	7	18	-	-	32	16,200	4.75	27,000	7.90	31,050	9.10	984	1,890	2,784	
	9	9	15	-	-	33	16,200	4.75	27,000	7.90	31,050	9.10	984	1,890	2,784	
	9	12	12	-	-	33	16,200	4.75	27,000	7.90	31,050	9.10	984	1,890	2,784	
	7	9	18	-	-	34	16,200	4.75	27,000	7.90	31,050	9.10	984	1,890	2,784	
	7	12	15	-	-	34	16,200	4.75	27,000	7.90	31,050	9.10	984	1,890	2,784	
	5	5	24	-	-	34	16,200	4.75	27,000	7.90	31,050	9.10	984	1,890	2,784	
	5	12	18	-	-	35	16,200	4.75	27,000	7.90	31,050	9.10	984	1,890	2,784	
	5	15	15	-	-	35	16,200	4.75	27,000	7.90	31,050	9.10	984	1,890	2,784	
	5	7	24	-	-	36	16,200	4.75	27,000	7.90	31,050	9.10	984	1,890	2,784	
	9	12	15	-	-	36	16,200	4.75	27,000	7.90	31,050	9.10	984	1,890	2,784	
	12	12	12	-	-	36	16,200	4.75	27,000	7.90	31,050	9.10	984	1,890	2,784	
	9	9	18	-	-	36	16,200	4.75	27,000	7.90	31,050	9.10	984	1,890	2,784	
	7	12	18	-	-	37	16,200	4.75	27,000	7.90	31,050	9.10	984	1,890	2,784	
	7	15	15	-	-	37	16,200	4.75	27,000	7.90	31,050	9.10	984	1,890	2,784	
	5	9	24	-	-	38	16,200	4.75	27,000	7.90	31,050	9.10	984	1,890	2,784	
	5	15	18	-	-	38	16,200	4.75	27,000	7.90	31,050	9.10	984	1,890	2,784	
	7	7	24	-	-	38	16,200	4.75	27,000	7.90	31,050	9.10	984	1,890	2,784	
	9	12	18	-	-	39	16,200	4.75	27,000	7.90	31,050	9.10	984	1,890	2,784	
	9	15	15	-	-	39	16,200	4.75	27,000	7.90	31,050	9.10	984	1,890	2,784	
	12	12	15	-	-	39	16,200	4.75	27,000	7.90	31,050	9.10	984	1,890	2,784	
	7	9	24	-	-	40	16,200	4.75	27,000	7.90	31,050	9.10	984	1,890	2,784	
	7	15	18	-	-	40	16,200	4.75	27,000	7.90	31,050	9.10	984	1,890	2,784	
	5	12	24	-	-	41	16,200	4.75	27,000	7.90	31,050	9.10	984	1,890	2,784	
	5	18	18	-	-	41	16,200	4.75	27,000	7.90	31,050	9.10	984	1,890	2,784	

Note
1. Capacities are based on the following conditions :
   - Cooling : Indoor Ambient Temp. 27°CDB / 19°CWB, Outdoor Ambient Temp. 35°CDB / 24°CWB
   - Heating : Indoor Ambient Temp. 20°CDB / 15°CWB, Outdoor Ambient Temp. 7°CDB / 6°CWB
   - Interconnected piping is standard length and difference of Elevation (Outdoor ~ Indoor Unit) is 0 m.
2. At least two indoor units should be connected. And minimum limit of combination ratio is 40% approximately for rated capacity of outdoor unit.
3. Don't exceed the maximum connectable indoor units number, it can be found in Specifications or combination table of outdoor unit model.

R32

MU4R27

COOLING																
OPERATION	INDOOR UNIT OPERATING (CAPACITY INDEX, kBtu/h)						TOTAL CAPACITY						INPUT(W)			
							MIN.		RATED		MAX.					
	UNIT-A	UNIT-B	UNIT-C	UNIT-D	UNIT-E	TOTAL	Btu/h	kW	Btu/h	kW	Btu/h	kW	MIN.	RATED	MAX.	
4 UNIT	5	5	5	5	-	20	12,000	3.52	20,000	5.86	24,000	7.03	680	1,202	1,633	
	5	5	5	7	-	22	13,200	3.87	22,000	6.45	26,400	7.74	764	1,317	1,923	
	5	5	5	9	-	24	14,400	4.22	24,000	7.03	28,800	8.44	827	1,458	2,215	
	5	5	7	7	-	24	14,400	4.22	24,000	7.03	28,800	8.44	827	1,458	2,215	
	5	5	7	9	-	26	15,600	4.57	26,000	7.62	31,200	9.14	913	1,679	2,520	
	5	7	7	7	-	26	15,600	4.57	26,000	7.62	31,200	9.14	913	1,679	2,520	
	5	5	5	12	-	27	16,200	4.75	27,000	7.90	32,400	9.50	935	1,795	2,706	
	5	5	9	9	-	28	16,200	4.75	27,000	7.90	32,400	9.50	935	1,795	2,706	
	5	7	7	9	-	28	16,200	4.75	27,000	7.90	32,400	9.50	935	1,795	2,706	
	7	7	7	7	-	28	16,200	4.75	27,000	7.90	32,400	9.50	935	1,795	2,706	
	5	5	7	12	-	29	16,200	4.75	27,000	7.90	32,400	9.50	935	1,795	2,706	
	5	5	5	15	-	30	16,200	4.75	27,000	7.90	32,400	9.50	935	1,795	2,706	
	5	7	9	9	-	30	16,200	4.75	27,000	7.90	32,400	9.50	935	1,795	2,706	
	7	7	7	9	-	30	16,200	4.75	27,000	7.90	32,400	9.50	935	1,795	2,706	
	5	5	9	12	-	31	16,200	4.75	27,000	7.90	32,400	9.50	935	1,795	2,706	
	5	7	7	12	-	31	16,200	4.75	27,000	7.90	32,400	9.50	935	1,795	2,706	
	5	5	7	15	-	32	16,200	4.75	27,000	7.90	32,400	9.50	935	1,795	2,706	
	7	7	9	9	-	32	16,200	4.75	27,000	7.90	32,400	9.50	935	1,795	2,706	
	5	9	9	9	-	32	16,200	4.75	27,000	7.90	32,400	9.50	935	1,795	2,706	
	5	5	5	18	-	33	16,200	4.75	27,000	7.90	32,400	9.50	935	1,795	2,706	
	5	7	9	12	-	33	16,200	4.75	27,000	7.90	32,400	9.50	935	1,795	2,706	
	7	7	7	12	-	33	16,200	4.75	27,000	7.90	32,400	9.50	935	1,795	2,706	
	5	5	9	15	-	34	16,200	4.75	27,000	7.90	32,400	9.50	935	1,795	2,706	
	5	5	12	12	-	34	16,200	4.75	27,000	7.90	32,400	9.50	935	1,795	2,706	
	5	7	7	15	-	34	16,200	4.75	27,000	7.90	32,400	9.50	935	1,795	2,706	
	7	9	9	9	-	34	16,200	4.75	27,000	7.90	32,400	9.50	935	1,795	2,706	
	5	5	7	18	-	35	16,200	4.75	27,000	7.90	32,400	9.50	935	1,795	2,706	
	5	9	9	12	-	35	16,200	4.75	27,000	7.90	32,400	9.50	935	1,795	2,706	
	7	7	9	12	-	35	16,200	4.75	27,000	7.90	32,400	9.50	935	1,795	2,706	
	5	7	9	15	-	36	16,200	4.75	27,000	7.90	32,400	9.50	935	1,795	2,706	
	5	7	12	12	-	36	16,200	4.75	27,000	7.90	32,400	9.50	935	1,795	2,706	
	7	7	7	15	-	36	16,200	4.75	27,000	7.90	32,400	9.50	935	1,795	2,706	
	9	9	9	9	-	36	16,200	4.75	27,000	7.90	32,400	9.50	935	1,795	2,706	
	5	5	9	18	-	37	16,200	4.75	27,000	7.90	32,400	9.50	935	1,795	2,706	
	5	5	12	15	-	37	16,200	4.75	27,000	7.90	32,400	9.50	935	1,795	2,706	
	5	7	7	18	-	37	16,200	4.75	27,000	7.90	32,400	9.50	935	1,795	2,706	
	7	9	9	12	-	37	16,200	4.75	27,000	7.90	32,400	9.50	935	1,795	2,706	
	5	9	9	15	-	38	16,200	4.75	27,000	7.90	32,400	9.50	935	1,795	2,706	
	7	7	9	15	-	38	16,200	4.75	27,000	7.90	32,400	9.50	935	1,795	2,706	
	7	7	12	12	-	38	16,200	4.75	27,000	7.90	32,400	9.50	935	1,795	2,706	
	5	5	5	24	-	39	16,200	4.75	27,000	7.90	32,400	9.50	935	1,795	2,706	
	5	7	9	18	-	39	16,200	4.75	27,000	7.90	32,400	9.50	935	1,795	2,706	
	5	7	12	15	-	39	16,200	4.75	27,000	7.90	32,400	9.50	935	1,795	2,706	
	9	9	9	12	-	39	16,200	4.75	27,000	7.90	32,400	9.50	935	1,795	2,706	
	7	7	7	18	-	39	16,200	4.75	27,000	7.90	32,400	9.50	935	1,795	2,706	
	7	9	9	15	-	40	16,200	4.75	27,000	7.90	32,400	9.50	935	1,795	2,706	
	7	9	12	12	-	40	16,200	4.75	27,000	7.90	32,400	9.50	935	1,795	2,706	
	5	5	7	24	-	41	16,200	4.75	27,000	7.90	32,400	9.50	935	1,795	2,706	
	5	9	12	15	-	41	16,200	4.75	27,000	7.90	32,400	9.50	935	1,795	2,706	
	5	12	12	12	-	41	16,200	4.75	27,000	7.90	32,400	9.50	935	1,795	2,706	
	7	7	12	15	-	41	16,200	4.75	27,000	7.90	32,400	9.50	935	1,795	2,706	
	7	7	9	18	-	41	16,200	4.75	27,000	7.90	32,400	9.50	935	1,795	2,706	

Note
1. Capacities are based on the following conditions :
   - Cooling : Indoor Ambient Temp. 27°CDB / 19°CWB, Outdoor Ambient Temp. 35°CDB / 24°CWB
   - Heating : Indoor Ambient Temp. 20°CDB / 15°CWB, Outdoor Ambient Temp. 7°CDB / 6°CWB
   - Interconnected piping is standard length and difference of Elevation (Outdoor ~ Indoor Unit) is 0 m.
2. At least two indoor units should be connected. And minimum limit of combination ratio is 40% approximately for rated capacity of outdoor unit.
3. Don't exceed the maximum connectable indoor units number, it can be found in Specifications or combination table of outdoor unit model.

R32

MU4R27

HEATING																
OPERATION	INDOOR UNIT OPERATING (CAPACITY INDEX, kBtu/h)						TOTAL CAPACITY						INPUT(W)			
							MIN.		RATED		MAX.					
	UNIT-A	UNIT-B	UNIT-C	UNIT-D	UNIT-E	TOTAL	Btu/h	kW	Btu/h	kW	Btu/h	kW	MIN.	RATED	MAX.	
2 UNIT	5	5	-	-	-	10	7,200	2.11	12,000	3.52	14,400	4.22	451	773	1,081	
	5	7	-	-	-	12	8,640	2.53	14,400	4.22	17,280	5.06	541	940	1,337	
	5	9	-	-	-	14	10,080	2.95	16,800	4.92	20,160	5.91	656	1,112	1,571	
	7	7	-	-	-	14	10,080	2.95	16,800	4.92	20,160	5.91	656	1,112	1,571	
	7	9	-	-	-	16	11,520	3.38	19,200	5.63	23,040	6.75	749	1,289	1,844	
	5	12	-	-	-	17	12,240	3.59	20,400	5.98	24,480	7.17	796	1,392	1,968	
	9	9	-	-	-	18	12,960	3.80	21,600	6.33	25,920	7.60	844	1,471	2,094	
	7	12	-	-	-	19	13,680	4.01	22,800	6.68	27,360	8.02	892	1,577	2,222	
	5	15	-	-	-	20	14,400	4.22	24,000	7.03	28,800	8.44	940	1,657	2,352	
	9	12	-	-	-	21	15,120	4.43	25,200	7.39	30,240	8.86	989	1,766	2,568	
	7	15	-	-	-	22	15,840	4.64	26,400	7.74	31,680	9.28	1,038	1,848	2,811	
	5	18	-	-	-	23	16,560	4.85	27,600	8.09	33,120	9.71	1,112	1,960	3,127	
	9	15	-	-	-	24	17,280	5.06	28,800	8.44	34,100	9.99	1,100	2,045	3,384	
	12	12	-	-	-	24	17,280	5.06	28,800	8.44	34,100	9.99	1,100	2,045	3,384	
	7	18	-	-	-	25	18,000	5.28	30,000	8.79	34,100	9.99	1,147	2,194	3,384	
	9	18	-	-	-	27	18,600	5.45	31,000	9.09	34,100	9.99	1,194	2,157	3,384	
	12	15	-	-	-	27	18,600	5.45	31,000	9.09	34,100	9.99	1,194	2,157	3,384	
	5	24	-	-	-	29	18,600	5.45	31,000	9.09	34,100	9.99	1,194	2,157	3,384	
	12	18	-	-	-	30	18,600	5.45	31,000	9.09	34,100	9.99	1,194	2,157	3,384	
	15	15	-	-	-	30	18,600	5.45	31,000	9.09	34,100	9.99	1,194	2,157	3,384	
	7	24	-	-	-	31	18,600	5.45	31,000	9.09	34,100	9.99	1,194	2,157	3,384	
	9	24	-	-	-	33	18,600	5.45	31,000	9.09	34,100	9.99	1,194	2,157	3,384	
	15	18	-	-	-	33	18,600	5.45	31,000	9.09	34,100	9.99	1,194	2,157	3,384	
	18	18	-	-	-	36	18,600	5.45	31,000	9.09	34,100	9.99	1,194	2,157	3,384	
	12	24	-	-	-	36	18,600	5.45	31,000	9.09	34,100	9.99	1,194	2,157	3,384	
	15	24	-	-	-	39	18,600	5.45	31,000	9.09	34,100	9.99	1,194	2,157	3,384	
3 UNIT	5	5	5	-	-	15	10,800	3.17	18,000	5.28	21,600	6.33	660	1,140	1,590	
	5	5	7	-	-	17	12,240	3.59	20,400	5.98	24,480	7.17	748	1,309	1,850	
	5	5	9	-	-	19	13,680	4.01	22,800	6.68	27,360	8.02	838	1,482	2,089	
	5	7	7	-	-	19	13,680	4.01	22,800	6.68	27,360	8.02	838	1,482	2,089	
	5	7	9	-	-	21	15,120	4.43	25,200	7.39	30,240	8.86	930	1,660	2,414	
	7	7	7	-	-	21	15,120	4.43	25,200	7.39	30,240	8.86	930	1,660	2,414	
	5	5	12	-	-	22	15,840	4.64	26,400	7.74	31,680	9.28	976	1,738	2,590	
	5	9	9	-	-	23	16,560	4.85	27,600	8.09	33,120	9.71	1,046	1,842	2,767	
	7	7	9	-	-	23	16,560	4.85	27,600	8.09	33,120	9.71	1,046	1,842	2,767	
	5	7	12	-	-	24	17,280	5.06	28,800	8.44	34,560	10.13	1,093	1,922	2,951	
	5	5	15	-	-	25	18,000	5.28	30,000	8.79	34,720	10.18	1,140	2,063	2,998	
	7	9	9	-	-	25	18,000	5.28	30,000	8.79	34,720	10.18	1,140	2,063	2,998	
	5	9	12	-	-	26	18,720	5.49	31,200	9.14	34,720	10.18	1,188	2,177	2,998	
	7	7	12	-	-	26	18,720	5.49	31,200	9.14	34,720	10.18	1,188	2,177	2,998	
	5	7	15	-	-	27	18,600	5.45	31,000	9.09	34,720	10.18	1,188	2,177	2,998	
	9	9	9	-	-	27	18,600	5.45	31,000	9.09	34,720	10.18	1,188	2,177	2,998	
	7	9	12	-	-	28	18,600	5.45	31,000	9.09	34,720	10.18	1,188	2,177	2,998	
	5	5	18	-	-	28	18,600	5.45	31,000	9.09	34,720	10.18	1,188	2,177	2,998	
	5	9	15	-	-	29	18,600	5.45	31,000	9.09	34,720	10.18	1,188	2,177	2,998	
	5	12	12	-	-	29	18,600	5.45	31,000	9.09	34,720	10.18	1,188	2,177	2,998	
	7	7	15	-	-	29	18,600	5.45	31,000	9.09	34,720	10.18	1,188	2,177	2,998	
	5	7	18	-	-	30	18,600	5.45	31,000	9.09	34,720	10.18	1,188	2,177	2,998	
	9	9	12	-	-	30	18,600	5.45	31,000	9.09	34,720	10.18	1,188	2,177	2,998	
	7	9	15	-	-	31	18,600	5.45	31,000	9.09	34,720	10.18	1,188	2,177	2,998	
	7	12	12	-	-	31	18,600	5.45	31,000	9.09	34,720	10.18	1,188	2,177	2,998	
	5	12	15	-	-	32	18,600	5.45	31,000	9.09	34,720	10.18	1,188	2,177	2,998	
	5	9	18	-	-	32	18,600	5.45	31,000	9.09	34,720	10.18	1,188	2,177	2,998	
	7	7	18	-	-	32	18,600	5.45	31,000	9.09	34,720	10.18	1,188	2,177	2,998	
	9	9	15	-	-	33	18,600	5.45	31,000	9.09	34,720	10.18	1,188	2,177	2,998	
	9	12	12	-	-	33	18,600	5.45	31,000	9.09	34,720	10.18	1,188	2,177	2,998	
	7	9	18	-	-	34	18,600	5.45	31,000	9.09	34,720	10.18	1,188	2,177	2,998	
	7	12	15	-	-	34	18,600	5.45	31,000	9.09	34,720	10.18	1,188	2,177	2,998	
	5	5	24	-	-	34	18,600	5.45	31,000	9.09	34,720	10.18	1,188	2,177	2,998	
	5	12	18	-	-	35	18,600	5.45	31,000	9.09	34,720	10.18	1,188	2,177	2,998	
	5	15	15	-	-	35	18,600	5.45	31,000	9.09	34,720	10.18	1,188	2,177	2,998	
	5	7	24	-	-	36	18,600	5.45	31,000	9.09	34,720	10.18	1,188	2,177	2,998	
	9	12	15	-	-	36	18,600	5.45	31,000	9.09	34,720	10.18	1,188	2,177	2,998	
	12	12	12	-	-	36	18,600	5.45	31,000	9.09	34,720	10.18	1,188	2,177	2,998	
	9	9	18	-	-	36	18,600	5.45	31,000	9.09	34,720	10.18	1,188	2,177	2,998	
	7	12	18	-	-	37	18,600	5.45	31,000	9.09	34,720	10.18	1,188	2,177	2,998	
	7	15	15	-	-	37	18,600	5.45	31,000	9.09	34,720	10.18	1,188	2,177	2,998	
	5	9	24	-	-	38	18,600	5.45	31,000	9.09	34,720	10.18	1,188	2,177	2,998	
	5	15	18	-	-	38	18,600	5.45	31,000	9.09	34,720	10.18	1,188	2,177	2,998	
	7	7	24	-	-	38	18,600	5.45	31,000	9.09	34,720	10.18	1,188	2,177	2,998	
	9	12	18	-	-	39	18,600	5.45	31,000	9.09	34,720	10.18	1,188	2,177	2,998	
	9	15	15	-	-	39	18,600	5.45	31,000	9.09	34,720	10.18	1,188	2,177	2,998	
	12	12	15	-	-	39	18,600	5.45	31,000	9.09	34,720	10.18	1,188	2,177	2,998	
	7	9	24	-	-	40	18,600	5.45	31,000	9.09	34,720	10.18	1,188	2,177	2,998	
	7	15	18	-	-	40	18,600	5.45	31,000	9.09	34,720	10.18	1,188	2,177	2,998	
	5	12	24	-	-	41	18,600	5.45	31,000	9.09	34,720	10.18	1,188	2,177	2,998	
	5	18	18	-	-	41	18,600	5.45	31,000	9.09	34,720	10.18	1,188	2,177	2,998	

Note
1. Capacities are based on the following conditions :
   - Cooling : Indoor Ambient Temp. 27°CDB / 19°CWB, Outdoor Ambient Temp. 35°CDB / 24°CWB
   - Heating : Indoor Ambient Temp. 20°CDB / 15°CWB, Outdoor Ambient Temp. 7°CDB / 6°CWB
   - Interconnected piping is standard length and difference of Elevation (Outdoor ~ Indoor Unit) is 0 m.
2. At least two indoor units should be connected. And minimum limit of combination ratio is 40% approximately for rated capacity of outdoor unit.
3. Don't exceed the maximum connectable indoor units number, it can be found in Specifications or combination table of outdoor unit model.

R32

MU4R27

HEATING																
OPERATION	INDOOR UNIT OPERATING (CAPACITY INDEX, kBtu/h)						TOTAL CAPACITY						INPUT(W)			
							MIN.		RATED		MAX.					
	UNIT-A	UNIT-B	UNIT-C	UNIT-D	UNIT-E	TOTAL	Btu/h	kW	Btu/h	kW	Btu/h	kW	MIN.	RATED	MAX.	
4 UNIT	5	5	5	5	-	20	14,400	4.22	24,000	7.03	28,800	8.44	840	1,480	2,100	
	5	5	5	7	-	22	15,840	4.64	26,400	7.74	31,680	9.28	927	1,651	2,470	
	5	5	5	9	-	24	17,280	5.06	28,800	8.44	34,560	10.13	1,038	1,826	2,861	
	5	5	7	7	-	24	17,280	5.06	28,800	8.44	34,560	10.13	1,038	1,826	2,861	
	5	5	7	9	-	26	18,000	5.28	30,000	8.79	36,000	10.55	1,083	1,960	3,125	
	5	7	7	7	-	26	18,000	5.28	30,000	8.79	36,000	10.55	1,083	1,960	3,125	
	5	5	5	12	-	27	18,600	5.45	31,000	9.09	36,000	10.55	1,128	2,068	3,125	
	5	5	9	9	-	28	18,600	5.45	31,000	9.09	36,000	10.55	1,128	2,068	3,125	
	5	7	7	9	-	28	18,600	5.45	31,000	9.09	36,000	10.55	1,128	2,068	3,125	
	7	7	7	7	-	28	18,600	5.45	31,000	9.09	36,000	10.55	1,128	2,068	3,125	
	5	5	7	12	-	29	18,600	5.45	31,000	9.09	36,000	10.55	1,128	2,068	3,125	
	5	5	5	15	-	30	18,600	5.45	31,000	9.09	36,000	10.55	1,128	2,068	3,125	
	5	7	9	9	-	30	18,600	5.45	31,000	9.09	36,000	10.55	1,128	2,068	3,125	
	7	7	7	9	-	30	18,600	5.45	31,000	9.09	36,000	10.55	1,128	2,068	3,125	
	5	5	9	12	-	31	18,600	5.45	31,000	9.09	36,000	10.55	1,128	2,068	3,125	
	5	7	7	12	-	31	18,600	5.45	31,000	9.09	36,000	10.55	1,128	2,068	3,125	
	5	5	7	15	-	32	18,600	5.45	31,000	9.09	36,000	10.55	1,128	2,068	3,125	
	7	7	9	9	-	32	18,600	5.45	31,000	9.09	36,000	10.55	1,128	2,068	3,125	
	5	9	9	9	-	32	18,600	5.45	31,000	9.09	36,000	10.55	1,128	2,068	3,125	
	5	5	5	18	-	33	18,600	5.45	31,000	9.09	36,000	10.55	1,128	2,068	3,125	
	5	7	9	12	-	33	18,600	5.45	31,000	9.09	36,000	10.55	1,128	2,068	3,125	
	7	7	7	12	-	33	18,600	5.45	31,000	9.09	36,000	10.55	1,128	2,068	3,125	
	5	5	9	15	-	34	18,600	5.45	31,000	9.09	36,000	10.55	1,128	2,068	3,125	
	5	5	12	12	-	34	18,600	5.45	31,000	9.09	36,000	10.55	1,128	2,068	3,125	
	5	7	7	15	-	34	18,600	5.45	31,000	9.09	36,000	10.55	1,128	2,068	3,125	
	7	9	9	9	-	34	18,600	5.45	31,000	9.09	36,000	10.55	1,128	2,068	3,125	
	5	5	7	18	-	35	18,600	5.45	31,000	9.09	36,000	10.55	1,128	2,068	3,125	
	5	9	9	12	-	35	18,600	5.45	31,000	9.09	36,000	10.55	1,128	2,068	3,125	
	7	7	9	12	-	35	18,600	5.45	31,000	9.09	36,000	10.55	1,128	2,068	3,125	
	5	7	9	15	-	36	18,600	5.45	31,000	9.09	36,000	10.55	1,128	2,068	3,125	
	5	7	12	12	-	36	18,600	5.45	31,000	9.09	36,000	10.55	1,128	2,068	3,125	
	7	7	7	15	-	36	18,600	5.45	31,000	9.09	36,000	10.55	1,128	2,068	3,125	
	9	9	9	9	-	36	18,600	5.45	31,000	9.09	36,000	10.55	1,128	2,068	3,125	
	5	5	9	18	-	37	18,600	5.45	31,000	9.09	36,000	10.55	1,128	2,068	3,125	
	5	5	12	15	-	37	18,600	5.45	31,000	9.09	36,000	10.55	1,128	2,068	3,125	
	5	7	7	18	-	37	18,600	5.45	31,000	9.09	36,000	10.55	1,128	2,068	3,125	
	7	9	9	12	-	37	18,600	5.45	31,000	9.09	36,000	10.55	1,128	2,068	3,125	
	5	9	9	15	-	38	18,600	5.45	31,000	9.09	36,000	10.55	1,128	2,068	3,125	
	7	7	9	15	-	38	18,600	5.45	31,000	9.09	36,000	10.55	1,128	2,068	3,125	
	7	7	12	12	-	38	18,600	5.45	31,000	9.09	36,000	10.55	1,128	2,068	3,125	
	5	5	5	24	-	39	18,600	5.45	31,000	9.09	36,000	10.55	1,128	2,068	3,125	
	5	7	9	18	-	39	18,600	5.45	31,000	9.09	36,000	10.55	1,128	2,068	3,125	
	5	7	12	15	-	39	18,600	5.45	31,000	9.09	36,000	10.55	1,128	2,068	3,125	
	9	9	9	12	-	39	18,600	5.45	31,000	9.09	36,000	10.55	1,128	2,068	3,125	
	7	7	7	18	-	39	18,600	5.45	31,000	9.09	36,000	10.55	1,128	2,068	3,125	
	7	9	9	15	-	40	18,600	5.45	31,000	9.09	36,000	10.55	1,128	2,068	3,125	
	7	9	12	12	-	40	18,600	5.45	31,000	9.09	36,000	10.55	1,128	2,068	3,125	
	5	5	7	24	-	41	18,600	5.45	31,000	9.09	36,000	10.55	1,128	2,068	3,125	
	5	9	12	15	-	41	18,600	5.45	31,000	9.09	36,000	10.55	1,128	2,068	3,125	
	5	12	12	12	-	41	18,600	5.45	31,000	9.09	36,000	10.55	1,128	2,068	3,125	
	7	7	12	15	-	41	18,600	5.45	31,000	9.09	36,000	10.55	1,128	2,068	3,125	
	7	7	9	18	-	41	18,600	5.45	31,000	9.09	36,000	10.55	1,128	2,068	3,125	

Note
1. Capacities are based on the following conditions :
   - Cooling : Indoor Ambient Temp. 27°CDB / 19°CWB, Outdoor Ambient Temp. 35°CDB / 24°CWB
   - Heating : Indoor Ambient Temp. 20°CDB / 15°CWB, Outdoor Ambient Temp. 7°CDB / 6°CWB
   - Interconnected piping is standard length and difference of Elevation (Outdoor ~ Indoor Unit) is 0 m.
2. At least two indoor units should be connected. And minimum limit of combination ratio is 40% approximately for rated capacity of outdoor unit.
3. Don't exceed the maximum connectable indoor units number, it can be found in Specifications or combination table of outdoor unit model.

R32

MU5R30

COOLING																
OPERATION	INDOOR UNIT OPERATING (CAPACITY INDEX, kBtu/h)						TOTAL CAPACITY						INPUT(W)			
							MIN.		RATED		MAX.					
	UNIT-A	UNIT-B	UNIT-C	UNIT-D	UNIT-E	TOTAL	Btu/h	kW	Btu/h	kW	Btu/h	kW	MIN.	RATED	MAX.	
2 UNIT	5	5	-	-	-	10	6,000	1.76	10,000	2.93	12,000	3.52	378	623	876	
	5	7	-	-	-	12	7,200	2.11	12,000	3.52	14,400	4.22	444	761	1,066	
	5	9	-	-	-	14	8,400	2.46	14,000	4.10	16,800	4.92	533	903	1,261	
	7	7	-	-	-	14	8,400	2.46	14,000	4.10	16,800	4.92	533	903	1,261	
	7	9	-	-	-	16	9,600	2.81	16,000	4.69	19,200	5.63	601	1,047	1,461	
	5	12	-	-	-	17	10,200	2.99	17,000	4.98	20,400	5.98	646	1,121	1,578	
	9	9	-	-	-	18	10,800	3.17	18,000	5.28	21,600	6.33	692	1,195	1,667	
	7	12	-	-	-	19	11,400	3.34	19,000	5.57	22,800	6.68	715	1,270	1,787	
	5	15	-	-	-	20	12,000	3.52	20,000	5.86	24,000	7.03	761	1,347	1,878	
	9	12	-	-	-	21	12,600	3.69	21,000	6.15	25,200	7.39	808	1,423	2,066	
	7	15	-	-	-	22	13,200	3.87	22,000	6.45	26,400	7.74	855	1,475	2,211	
	5	18	-	-	-	23	13,800	4.04	23,000	6.74	27,600	8.09	879	1,554	2,414	
	9	15	-	-	-	24	14,400	4.22	24,000	7.03	28,800	8.44	927	1,633	2,572	
	12	12	-	-	-	24	14,400	4.22	24,000	7.03	28,800	8.44	927	1,633	2,572	
	7	18	-	-	-	25	15,000	4.40	25,000	7.33	30,000	8.79	975	1,755	2,794	
	9	18	-	-	-	27	16,200	4.75	27,000	7.91	32,400	9.50	1,047	2,011	3,213	
	12	15	-	-	-	27	16,200	4.75	27,000	7.91	32,400	9.50	1,047	2,011	3,213	
	5	24	-	-	-	29	17,400	5.10	29,000	8.50	33,000	9.67	1,145	2,284	3,341	
	12	18	-	-	-	30	18,000	5.28	30,000	8.80	33,000	9.67	1,195	2,429	3,341	
	15	15	-	-	-	30	18,000	5.28	30,000	8.80	33,000	9.67	1,195	2,429	3,341	
	7	24	-	-	-	31	18,000	5.28	30,000	8.80	33,000	9.67	1,195	2,429	3,341	
	9	24	-	-	-	33	18,000	5.28	30,000	8.80	33,000	9.67	1,195	2,429	3,341	
	15	18	-	-	-	33	18,000	5.28	30,000	8.80	33,000	9.67	1,195	2,429	3,341	
	18	18	-	-	-	36	18,000	5.28	30,000	8.80	33,000	9.67	1,195	2,429	3,341	
	12	24	-	-	-	36	18,000	5.28	30,000	8.80	33,000	9.67	1,195	2,429	3,341	
	15	24	-	-	-	39	18,000	5.28	30,000	8.80	33,000	9.67	1,195	2,429	3,341	
	18	24	-	-	-	42	18,000	5.28	30,000	8.80	33,000	9.67	1,195	2,429	3,341	
	24	24	-	-	-	48	18,000	5.28	30,000	8.80	33,000	9.67	1,195	2,429	3,341	
3 UNIT	5	5	5	-	-	15	9,000	2.64	15,000	4.40	18,000	5.28	522	916	1,292	
	5	5	7	-	-	17	10,200	2.99	17,000	4.98	20,400	5.98	607	1,054	1,483	
	5	5	9	-	-	19	11,400	3.34	19,000	5.57	22,800	6.68	672	1,194	1,680	
	5	7	7	-	-	19	11,400	3.34	19,000	5.57	22,800	6.68	672	1,194	1,680	
	5	7	9	-	-	21	12,600	3.69	21,000	6.15	25,200	7.39	760	1,338	1,942	
	7	7	7	-	-	21	12,600	3.69	21,000	6.15	25,200	7.39	760	1,338	1,942	
	5	5	12	-	-	22	13,200	3.87	22,000	6.45	26,400	7.74	804	1,387	2,079	
	5	9	9	-	-	23	13,800	4.04	23,000	6.74	27,600	8.09	826	1,461	2,278	
	7	7	9	-	-	23	13,800	4.04	23,000	6.74	27,600	8.09	826	1,461	2,278	
	5	7	12	-	-	24	14,400	4.22	24,000	7.03	28,800	8.44	871	1,535	2,442	
	5	5	15	-	-	25	15,000	4.40	25,000	7.33	30,000	8.79	916	1,650	2,674	
	7	9	9	-	-	25	15,000	4.40	25,000	7.33	30,000	8.79	916	1,650	2,674	
	5	9	12	-	-	26	15,600	4.57	26,000	7.62	31,200	9.14	962	1,767	2,859	
	7	7	12	-	-	26	15,600	4.57	26,000	7.62	31,200	9.14	962	1,767	2,859	
	5	7	15	-	-	27	16,200	4.75	27,000	7.91	32,400	9.50	984	1,890	3,120	
	9	9	9	-	-	27	16,200	4.75	27,000	7.91	32,400	9.50	984	1,890	3,120	
	7	9	12	-	-	28	16,800	4.92	28,000	8.21	33,600	9.85	1,030	2,028	3,327	
	5	5	18	-	-	28	16,800	4.92	28,000	8.21	33,600	9.85	1,030	2,028	3,327	
	5	9	15	-	-	29	17,400	5.10	29,000	8.50	33,600	9.85	1,077	2,173	3,327	
	5	12	12	-	-	29	17,400	5.10	29,000	8.50	33,600	9.85	1,077	2,173	3,327	
	7	7	15	-	-	29	17,400	5.10	29,000	8.50	33,600	9.85	1,077	2,173	3,327	
	5	7	18	-	-	30	18,000	5.28	30,000	8.80	33,600	9.85	1,123	2,326	3,327	
	9	9	12	-	-	30	18,000	5.28	30,000	8.80	33,600	9.85	1,123	2,326	3,327	
	7	9	15	-	-	31	18,000	5.28	30,000	8.80	33,600	9.85	1,123	2,326	3,327	
	7	12	12	-	-	31	18,000	5.28	30,000	8.80	33,600	9.85	1,123	2,326	3,327	
	5	12	15	-	-	32	18,000	5.28	30,000	8.80	33,600	9.85	1,123	2,326	3,327	
	5	9	18	-	-	32	18,000	5.28	30,000	8.80	33,600	9.85	1,123	2,326	3,327	
	7	7	18	-	-	32	18,000	5.28	30,000	8.80	33,600	9.85	1,123	2,326	3,327	
	9	9	15	-	-	33	18,000	5.28	30,000	8.80	33,600	9.85	1,123	2,326	3,327	
	9	12	12	-	-	33	18,000	5.28	30,000	8.80	33,600	9.85	1,123	2,326	3,327	
	7	9	18	-	-	34	18,000	5.28	30,000	8.80	33,600	9.85	1,123	2,326	3,327	
	7	12	15	-	-	34	18,000	5.28	30,000	8.80	33,600	9.85	1,123	2,326	3,327	
	5	5	24	-	-	34	18,000	5.28	30,000	8.80	33,600	9.85	1,123	2,326	3,327	
	5	12	18	-	-	35	18,000	5.28	30,000	8.80	33,600	9.85	1,123	2,326	3,327	
	5	15	15	-	-	35	18,000	5.28	30,000	8.80	33,600	9.85	1,123	2,326	3,327	
	5	7	24	-	-	36	18,000	5.28	30,000	8.80	33,600	9.85	1,123	2,326	3,327	
	9	12	15	-	-	36	18,000	5.28	30,000	8.80	33,600	9.85	1,123	2,326	3,327	
	12	12	12	-	-	36	18,000	5.28	30,000	8.80	33,600	9.85	1,123	2,326	3,327	
	9	9	18	-	-	36	18,000	5.28	30,000	8.80	33,600	9.85	1,123	2,326	3,327	
	7	12	18	-	-	37	18,000	5.28	30,000	8.80	33,600	9.85	1,123	2,326	3,327	
	7	15	15	-	-	37	18,000	5.28	30,000	8.80	33,600	9.85	1,123	2,326	3,327	
	5	9	24	-	-	38	18,000	5.28	30,000	8.80	33,600	9.85	1,123	2,326	3,327	
	5	15	18	-	-	38	18,000	5.28	30,000	8.80	33,600	9.85	1,123	2,326	3,327	
	7	7	24	-	-	38	18,000	5.28	30,000	8.80	33,600	9.85	1,123	2,326	3,327	
	9	12	18	-	-	39	18,000	5.28	30,000	8.80	33,600	9.85	1,123	2,326	3,327	
	9	15	15	-	-	39	18,000	5.28	30,000	8.80	33,600	9.85	1,123	2,326	3,327	
	12	12	15	-	-	39	18,000	5.28	30,000	8.80	33,600	9.85	1,123	2,326	3,327	
	7	9	24	-	-	40	18,000	5.28	30,000	8.80	33,600	9.85	1,123	2,326	3,327	
	7	15	18	-	-	40	18,000	5.28	30,000	8.80	33,600	9.85	1,123	2,326	3,327	
	5	12	24	-	-	41	18,000	5.28	30,000	8.80	33,600	9.85	1,123	2,326	3,327	
	5	18	18	-	-	41	18,000	5.28	30,000	8.80	33,600	9.85	1,123	2,326	3,327	
	12	12	18	-	-	42	18,000	5.28	30,000	8.80	33,600	9.85	1,123	2,326	3,327	
	9	9	24	-	-	42	18,000	5.28	30,000	8.80	33,600	9.85	1,123	2,326	3,327	
	9	15	18	-	-	42	18,000	5.28	30,000	8.80	33,600	9.85	1,123	2,326	3,327	
	12	15	15	-	-	42	18,000	5.28	30,000	8.80	33,600	9.85	1,123	2,326	3,327	
	7	18	18	-	-	43	18,000	5.28	30,000	8.80	33,600	9.85	1,123	2,326	3,327	
	7	12	24	-	-	43	18,000	5.28	30,000	8.80	33,600	9.85	1,123	2,326	3,327	
	5	15	24	-	-	44	18,000	5.28	30,000	8.80	33,600	9.85	1,123	2,326	3,327	
	9	18	18	-	-	45	18,000	5.28	30,000	8.80	33,600	9.85	1,123	2,326	3,327	
	9	12	24	-	-	45	18,000	5.28	30,000	8.80	33,600	9.85	1,123	2,326	3,327	
	12	15	18	-	-	45	18,000	5.28	30,000	8.80	33,600	9.85	1,123	2,326	3,327	
	15	15	15	-	-	45	18,000	5.28	30,000	8.80	33,600	9.85	1,123	2,326	3,327	
	7	15	24	-	-	46	18,000	5.28	30,000	8.80	33,600	9.85	1,123	2,326	3,327	
	5	18	24	-	-	47	18,000	5.28	30,000	8.80	33,600	9.85	1,123	2,326	3,327	
	9	15	24	-	-	48	18,000	5.28	30,000	8.80	33,600	9.85	1,123	2,326	3,327	
	12	18	18	-	-	48	18,000	5.28	30,000	8.80	33,600	9.85	1,123	2,326	3,327	
	12	12	24	-	-	48	18,000	5.28	30,000	8.80	33,600	9.85	1,123	2,326	3,327	
	15	15	18	-	-	48	18,000	5.28	30,000	8.80	33,600	9.85	1,123	2,326	3,327	

R32

MU5R30

COOLING																
OPERATION	INDOOR UNIT OPERATING (CAPACITY INDEX, kBtu/h)						TOTAL CAPACITY						INPUT(W)			
							MIN.		RATED		MAX.					
	UNIT-A	UNIT-B	UNIT-C	UNIT-D	UNIT-E	TOTAL	Btu/h	kW	Btu/h	kW	Btu/h	kW	MIN.	RATED	MAX.	
4 UNIT	5	5	5	5	-	20	12,000	3.52	20,000	5.86	24,000	7.03	680	1,202	1,677	
	5	5	5	7	-	22	13,200	3.87	22,000	6.45	26,400	7.74	764	1,317	1,975	
	5	5	5	9	-	24	14,400	4.22	24,000	7.03	28,800	8.44	827	1,458	2,274	
	5	5	7	7	-	24	14,400	4.22	24,000	7.03	28,800	8.44	827	1,458	2,274	
	5	5	7	9	-	26	15,600	4.57	26,000	7.62	31,200	9.14	913	1,679	2,588	
	5	7	7	7	-	26	15,600	4.57	26,000	7.62	31,200	9.14	913	1,679	2,588	
	5	5	5	12	-	27	16,200	4.75	27,000	7.91	32,400	9.50	935	1,795	2,778	
	5	5	9	9	-	28	16,800	4.92	28,000	8.21	33,600	9.85	979	1,903	2,927	
	5	7	7	9	-	28	16,800	4.92	28,000	8.21	33,600	9.85	979	1,903	2,927	
	7	7	7	7	-	28	16,800	4.92	28,000	8.21	33,600	9.85	979	1,903	2,927	
	5	5	7	12	-	29	17,400	5.10	29,000	8.50	34,800	10.20	1,023	2,015	3,133	
	5	5	5	15	-	30	18,000	5.28	30,000	8.80	36,000	10.55	1,067	2,131	3,349	
	5	7	9	9	-	30	18,000	5.28	30,000	8.80	36,000	10.55	1,067	2,131	3,349	
	7	7	7	9	-	30	18,000	5.28	30,000	8.80	36,000	10.55	1,067	2,131	3,349	
	5	5	9	12	-	31	18,000	5.28	30,000	8.80	36,000	10.55	1,067	2,131	3,349	
	5	7	7	12	-	31	18,000	5.28	30,000	8.80	36,000	10.55	1,067	2,131	3,349	
	5	5	7	15	-	32	18,000	5.28	30,000	8.80	36,000	10.55	1,067	2,131	3,349	
	7	7	9	9	-	32	18,000	5.28	30,000	8.80	36,000	10.55	1,067	2,131	3,349	
	5	9	9	9	-	32	18,000	5.28	30,000	8.80	36,000	10.55	1,067	2,131	3,349	
	5	5	5	18	-	33	18,000	5.28	30,000	8.80	36,000	10.55	1,067	2,131	3,349	
	5	7	9	12	-	33	18,000	5.28	30,000	8.80	36,000	10.55	1,067	2,131	3,349	
	7	7	7	12	-	33	18,000	5.28	30,000	8.80	36,000	10.55	1,067	2,131	3,349	
	5	5	9	15	-	34	18,000	5.28	30,000	8.80	36,000	10.55	1,067	2,131	3,349	
	5	5	12	12	-	34	18,000	5.28	30,000	8.80	36,000	10.55	1,067	2,131	3,349	
	5	7	7	15	-	34	18,000	5.28	30,000	8.80	36,000	10.55	1,067	2,131	3,349	
	7	9	9	9	-	34	18,000	5.28	30,000	8.80	36,000	10.55	1,067	2,131	3,349	
	5	5	7	18	-	35	18,000	5.28	30,000	8.80	36,000	10.55	1,067	2,131	3,349	
	5	9	9	12	-	35	18,000	5.28	30,000	8.80	36,000	10.55	1,067	2,131	3,349	
	7	7	9	12	-	35	18,000	5.28	30,000	8.80	36,000	10.55	1,067	2,131	3,349	
	5	7	9	15	-	36	18,000	5.28	30,000	8.80	36,000	10.55	1,067	2,131	3,349	
	5	7	12	12	-	36	18,000	5.28	30,000	8.80	36,000	10.55	1,067	2,131	3,349	
	7	7	7	15	-	36	18,000	5.28	30,000	8.80	36,000	10.55	1,067	2,131	3,349	
	9	9	9	9	-	36	18,000	5.28	30,000	8.80	36,000	10.55	1,067	2,131	3,349	
	5	5	9	18	-	37	18,000	5.28	30,000	8.80	36,000	10.55	1,067	2,131	3,349	
	5	5	12	15	-	37	18,000	5.28	30,000	8.80	36,000	10.55	1,067	2,131	3,349	
	5	7	7	18	-	37	18,000	5.28	30,000	8.80	36,000	10.55	1,067	2,131	3,349	
	7	9	9	12	-	37	18,000	5.28	30,000	8.80	36,000	10.55	1,067	2,131	3,349	
	5	9	9	15	-	38	18,000	5.28	30,000	8.80	36,000	10.55	1,067	2,131	3,349	
	7	7	9	15	-	38	18,000	5.28	30,000	8.80	36,000	10.55	1,067	2,131	3,349	
	7	7	12	12	-	38	18,000	5.28	30,000	8.80	36,000	10.55	1,067	2,131	3,349	
	5	5	5	24	-	39	18,000	5.28	30,000	8.80	36,000	10.55	1,067	2,131	3,349	
	5	7	9	18	-	39	18,000	5.28	30,000	8.80	36,000	10.55	1,067	2,131	3,349	
	5	7	12	15	-	39	18,000	5.28	30,000	8.80	36,000	10.55	1,067	2,131	3,349	
	9	9	9	12	-	39	18,000	5.28	30,000	8.80	36,000	10.55	1,067	2,131	3,349	
	7	7	7	18	-	39	18,000	5.28	30,000	8.80	36,000	10.55	1,067	2,131	3,349	
	5	5	12	18	-	40	18,000	5.28	30,000	8.80	36,000	10.55	1,067	2,131	3,349	
	7	9	9	15	-	40	18,000	5.28	30,000	8.80	36,000	10.55	1,067	2,131	3,349	
	7	9	12	12	-	40	18,000	5.28	30,000	8.80	36,000	10.55	1,067	2,131	3,349	
	5	5	7	24	-	41	18,000	5.28	30,000	8.80	36,000	10.55	1,067	2,131	3,349	
	5	9	12	15	-	41	18,000	5.28	30,000	8.80	36,000	10.55	1,067	2,131	3,349	
	5	12	12	12	-	41	18,000	5.28	30,000	8.80	36,000	10.55	1,067	2,131	3,349	
	7	7	12	15	-	41	18,000	5.28	30,000	8.80	36,000	10.55	1,067	2,131	3,349	
	7	7	9	18	-	41	18,000	5.28	30,000	8.80	36,000	10.55	1,067	2,131	3,349	
	5	7	15	15	-	42	18,000	5.28	30,000	8.80	36,000	10.55	1,067	2,131	3,349	
	9	9	9	15	-	42	18,000	5.28	30,000	8.80	36,000	10.55	1,067	2,131	3,349	
	9	9	12	12	-	42	18,000	5.28	30,000	8.80	36,000	10.55	1,067	2,131	3,349	
	5	5	9	24	-	43	18,000	5.28	30,000	8.80	36,000	10.55	1,067	2,131	3,349	
	7	9	12	15	-	43	18,000	5.28	30,000	8.80	36,000	10.55	1,067	2,131	3,349	
	7	12	12	12	-	43	18,000	5.28	30,000	8.80	36,000	10.55	1,067	2,131	3,349	
	7	9	9	18	-	43	18,000	5.28	30,000	8.80	36,000	10.55	1,067	2,131	3,349	
	5	9	15	15	-	44	18,000	5.28	30,000	8.80	36,000	10.55	1,067	2,131	3,349	
	7	7	12	18	-	44	18,000	5.28	30,000	8.80	36,000	10.55	1,067	2,131	3,349	
	7	7	15	15	-	44	18,000	5.28	30,000	8.80	36,000	10.55	1,067	2,131	3,349	
	5	7	18	15	-	45	18,000	5.28	30,000	8.80	36,000	10.55	1,067	2,131	3,349	
	9	9	12	15	-	45	18,000	5.28	30,000	8.80	36,000	10.55	1,067	2,131	3,349	
	9	12	12	12	-	45	18,000	5.28	30,000	8.80	36,000	10.55	1,067	2,131	3,349	
	9	9	9	18	-	45	18,000	5.28	30,000	8.80	36,000	10.55	1,067	2,131	3,349	
	7	7	7	24	-	45	18,000	5.28	30,000	8.80	36,000	10.55	1,067	2,131	3,349	
	7	9	12	18	-	46	18,000	5.28	30,000	8.80	36,000	10.55	1,067	2,131	3,349	
	7	9	15	15	-	46	18,000	5.28	30,000	8.80	36,000	10.55	1,067	2,131	3,349	
	7	12	12	15	-	46	18,000	5.28	30,000	8.80	36,000	10.55	1,067	2,131	3,349	
	5	12	12	18	-	47	18,000	5.28	30,000	8.80	36,000	10.55	1,067	2,131	3,349	
	7	7	9	24	-	47	18,000	5.28	30,000	8.80	36,000	10.55	1,067	2,131	3,349	
	7	7	15	18	-	47	18,000	5.28	30,000	8.80	36,000	10.55	1,067	2,131	3,349	
	5	9	15	18	-	47	18,000	5.28	30,000	8.80	36,000	10.55	1,067	2,131	3,349	
	5	12	15	15	-	47	18,000	5.28	30,000	8.80	36,000	10.55	1,067	2,131	3,349	
	9	9	15	15	-	48	18,000	5.28	30,000	8.80	36,000	10.55	1,067	2,131	3,349	
	12	12	12	12	-	48	18,000	5.28	30,000	8.80	36,000	10.55	1,067	2,131	3,349	
	9	9	12	18	-	48	18,000	5.28	30,000	8.80	36,000	10.55	1,067	2,131	3,349	

Note
1. Capacities are based on the following conditions :
   - Cooling : Indoor Ambient Temp. 27°CDB / 19°CWB, Outdoor Ambient Temp. 35°CDB / 24°CWB
   - Heating : Indoor Ambient Temp. 20°CDB / 15°CWB, Outdoor Ambient Temp. 7°CDB / 6°CWB
   - Interconnected piping is standard length and difference of Elevation (Outdoor - Indoor Unit) is 0 m.
2. At least two indoor units should be connected. And minimum limit of combination ratio is 40% approximately for rated capacity of outdoor unit.
3. Don't exceed the maximum connectable indoor units number, it can be found in Specifications or combination table of outdoor unit model.

R32

MU5R30

COOLING																
OPERATION	INDOOR UNIT OPERATING (CAPACITY INDEX, kBtu/h)						TOTAL CAPACITY						INPUT(W)		
							MIN.		RATED		MAX.				
	UNIT-A	UNIT-B	UNIT-C	UNIT-D	UNIT-E	TOTAL	Btu/h	kW	Btu/h	kW	Btu/h	kW	MIN.	RATED	MAX.
5 UNIT	5	5	5	5	5	25	15,000	4.40	25,000	7.33	30,000	8.79	841	1,517	2,300
	5	5	5	5	7	27	16,200	4.75	27,000	7.91	32,400	9.50	906	1,701	2,645
	5	5	5	5	9	29	17,400	5.10	29,000	8.50	34,800	10.20	993	1,897	3,026
	5	5	5	7	7	29	17,400	5.10	29,000	8.50	34,800	10.20	993	1,897	3,026
	5	5	5	7	9	31	18,000	5.28	30,000	8.80	36,000	10.55	1,037	2,000	3,260
	5	5	7	7	7	31	18,000	5.28	30,000	8.80	36,000	10.55	1,037	2,000	3,260
	5	5	5	5	12	32	18,000	5.28	30,000	8.80	36,000	10.55	1,037	2,000	3,260
	5	5	5	9	9	33	18,000	5.28	30,000	8.80	36,000	10.55	1,037	2,000	3,260
	5	5	7	7	9	33	18,000	5.28	30,000	8.80	36,000	10.55	1,037	2,000	3,260
	5	7	7	7	7	33	18,000	5.28	30,000	8.80	36,000	10.55	1,037	2,000	3,260
	5	5	5	7	12	34	18,000	5.28	30,000	8.80	36,000	10.55	1,037	2,000	3,260
	5	5	5	5	15	35	18,000	5.28	30,000	8.80	36,000	10.55	1,037	2,000	3,260
	5	5	7	9	9	35	18,000	5.28	30,000	8.80	36,000	10.55	1,037	2,000	3,260
	5	7	7	7	9	35	18,000	5.28	30,000	8.80	36,000	10.55	1,037	2,000	3,260
	7	7	7	7	7	35	18,000	5.28	30,000	8.80	36,000	10.55	1,037	2,000	3,260
	5	5	5	9	12	36	18,000	5.28	30,000	8.80	36,000	10.55	1,037	2,000	3,260
	5	5	7	7	12	36	18,000	5.28	30,000	8.80	36,000	10.55	1,037	2,000	3,260
	5	5	5	7	15	37	18,000	5.28	30,000	8.80	36,000	10.55	1,037	2,000	3,260
	5	5	9	9	9	37	18,000	5.28	30,000	8.80	36,000	10.55	1,037	2,000	3,260
	5	7	7	9	9	37	18,000	5.28	30,000	8.80	36,000	10.55	1,037	2,000	3,260
	7	7	7	7	9	37	18,000	5.28	30,000	8.80	36,000	10.55	1,037	2,000	3,260
	5	5	5	5	18	38	18,000	5.28	30,000	8.80	36,000	10.55	1,037	2,000	3,260
	5	7	7	7	12	38	18,000	5.28	30,000	8.80	36,000	10.55	1,037	2,000	3,260
	5	5	5	9	15	39	18,000	5.28	30,000	8.80	36,000	10.55	1,037	2,000	3,260
	5	5	5	12	12	39	18,000	5.28	30,000	8.80	36,000	10.55	1,037	2,000	3,260
	5	5	7	7	15	39	18,000	5.28	30,000	8.80	36,000	10.55	1,037	2,000	3,260
	7	7	7	9	9	39	18,000	5.28	30,000	8.80	36,000	10.55	1,037	2,000	3,260
	5	7	9	9	9	39	18,000	5.28	30,000	8.80	36,000	10.55	1,037	2,000	3,260
	5	5	5	7	18	40	18,000	5.28	30,000	8.80	36,000	10.55	1,037	2,000	3,260
	5	5	9	9	12	40	18,000	5.28	30,000	8.80	36,000	10.55	1,037	2,000	3,260
	5	7	7	9	12	40	18,000	5.28	30,000	8.80	36,000	10.55	1,037	2,000	3,260
	7	7	7	7	12	40	18,000	5.28	30,000	8.80	36,000	10.55	1,037	2,000	3,260
	5	5	7	9	15	41	18,000	5.28	30,000	8.80	36,000	10.55	1,037	2,000	3,260
	5	7	7	7	15	41	18,000	5.28	30,000	8.80	36,000	10.55	1,037	2,000	3,260
	5	9	9	9	9	41	18,000	5.28	30,000	8.80	36,000	10.55	1,037	2,000	3,260
	7	7	9	9	9	41	18,000	5.28	30,000	8.80	36,000	10.55	1,037	2,000	3,260
	5	5	5	9	18	42	18,000	5.28	30,000	8.80	36,000	10.55	1,037	2,000	3,260
	5	5	5	12	15	42	18,000	5.28	30,000	8.80	36,000	10.55	1,037	2,000	3,260
	5	5	7	7	18	42	18,000	5.28	30,000	8.80	36,000	10.55	1,037	2,000	3,260
	5	7	9	9	12	42	18,000	5.28	30,000	8.80	36,000	10.55	1,037	2,000	3,260
	7	7	7	9	12	42	18,000	5.28	30,000	8.80	36,000	10.55	1,037	2,000	3,260
	5	5	9	9	15	43	18,000	5.28	30,000	8.80	36,000	10.55	1,037	2,000	3,260
	5	7	7	9	15	43	18,000	5.28	30,000	8.80	36,000	10.55	1,037	2,000	3,260
	5	7	7	12	12	43	18,000	5.28	30,000	8.80	36,000	10.55	1,037	2,000	3,260
	7	7	7	7	15	43	18,000	5.28	30,000	8.80	36,000	10.55	1,037	2,000	3,260
	7	9	9	9	9	43	18,000	5.28	30,000	8.80	36,000	10.55	1,037	2,000	3,260
	5	5	7	12	15	44	18,000	5.28	30,000	8.80	36,000	10.55	1,037	2,000	3,260
	5	5	5	5	24	44	18,000	5.28	30,000	8.80	36,000	10.55	1,037	2,000	3,260
	5	7	7	7	18	44	18,000	5.28	30,000	8.80	36,000	10.55	1,037	2,000	3,260
	5	9	9	9	12	44	18,000	5.28	30,000	8.80	36,000	10.55	1,037	2,000	3,260
	7	7	9	9	12	44	18,000	5.28	30,000	8.80	36,000	10.55	1,037	2,000	3,260
	5	5	5	12	18	45	18,000	5.28	30,000	8.80	36,000	10.55	1,037	2,000	3,260
	5	5	5	15	15	45	18,000	5.28	30,000	8.80	36,000	10.55	1,037	2,000	3,260
	5	7	9	9	15	45	18,000	5.28	30,000	8.80	36,000	10.55	1,037	2,000	3,260
	5	7	9	12	12	45	18,000	5.28	30,000	8.80	36,000	10.55	1,037	2,000	3,260
	7	7	7	9	15	45	18,000	5.28	30,000	8.80	36,000	10.55	1,037	2,000	3,260
	7	7	7	12	12	45	18,000	5.28	30,000	8.80	36,000	10.55	1,037	2,000	3,260
	9	9	9	9	9	45	18,000	5.28	30,000	8.80	36,000	10.55	1,037	2,000	3,260
	5	5	5	7	24	46	18,000	5.28	30,000	8.80	36,000	10.55	1,037	2,000	3,260
	5	5	9	9	18	46	18,000	5.28	30,000	8.80	36,000	10.55	1,037	2,000	3,260
	5	5	9	12	15	46	18,000	5.28	30,000	8.80	36,000	10.55	1,037	2,000	3,260
	5	5	12	12	12	46	18,000	5.28	30,000	8.80	36,000	10.55	1,037	2,000	3,260
	5	7	7	9	18	46	18,000	5.28	30,000	8.80	36,000	10.55	1,037	2,000	3,260
	5	7	7	12	15	46	18,000	5.28	30,000	8.80	36,000	10.55	1,037	2,000	3,260
	7	7	7	7	18	46	18,000	5.28	30,000	8.80	36,000	10.55	1,037	2,000	3,260
	7	9	9	9	12	46	18,000	5.28	30,000	8.80	36,000	10.55	1,037	2,000	3,260
	5	5	7	15	15	47	18,000	5.28	30,000	8.80	36,000	10.55	1,037	2,000	3,260
	5	9	9	9	15	47	18,000	5.28	30,000	8.80	36,000	10.55	1,037	2,000	3,260
	5	9	9	12	12	47	18,000	5.28	30,000	8.80	36,000	10.55	1,037	2,000	3,260
	7	7	9	9	15	47	18,000	5.28	30,000	8.80	36,000	10.55	1,037	2,000	3,260
	7	7	9	12	12	47	18,000	5.28	30,000	8.80	36,000	10.55	1,037	2,000	3,260
	5	5	5	9	24	48	18,000	5.28	30,000	8.80	36,000	10.55	1,037	2,000	3,260
	5	5	5	18	15	48	18,000	5.28	30,000	8.80	36,000	10.55	1,037	2,000	3,260
	5	5	7	7	24	48	18,000	5.28	30,000	8.80	36,000	10.55	1,037	2,000	3,260
	5	7	9	9	18	48	18,000	5.28	30,000	8.80	36,000	10.55	1,037	2,000	3,260
	5	7	9	12	15	48	18,000	5.28	30,000	8.80	36,000	10.55	1,037	2,000	3,260
	5	7	12	12	12	48	18,000	5.28	30,000	8.80	36,000	10.55	1,037	2,000	3,260
	7	7	7	12	15	48	18,000	5.28	30,000	8.80	36,000	10.55	1,037	2,000	3,260
	9	9	9	9	12	48	18,000	5.28	30,000	8.80	36,000	10.55	1,037	2,000	3,260
	7	7	7	9	18	48	18,000	5.28	30,000	8.80	36,000	10.55	1,037	2,000	3,260

Note
1. Capacities are based on the following conditions :
   - Cooling : Indoor Ambient Temp. 27°CDB / 19°CWB, Outdoor Ambient Temp. 35°CDB / 24°CWB
   - Heating : Indoor Ambient Temp. 20°CDB / 15°CWB, Outdoor Ambient Temp. 7°CDB / 6°CWB
   - Interconnected piping is standard length and difference of Elevation (Outdoor ~ Indoor Unit) is 0 m.
2. At least two indoor units should be connected. And minimum limit of combination ratio is 40% approximately for rated capacity of outdoor unit.
3. Don't exceed the maximum connectable indoor units number, it can be found in Specifications or combination table of outdoor unit model.

R32

MU5R30

HEATING																
OPERATION	INDOOR UNIT OPERATING (CAPACITY INDEX, kBtu/h)						TOTAL CAPACITY						INPUT(W)		
							MIN.		RATED		MAX.				
	UNIT-A	UNIT-B	UNIT-C	UNIT-D	UNIT-E	TOTAL	Btu/h	kW	Btu/h	kW	Btu/h	kW	MIN.	RATED	MAX.
2 UNIT	5	5	-	-	-	10	7,200	2.11	12,000	3.52	14,400	4.22	451	773	1,081
	5	7	-	-	-	12	8,640	2.53	14,400	4.22	17,280	5.06	541	940	1,337
	5	9	-	-	-	14	10,080	2.95	16,800	4.92	20,160	5.91	656	1,112	1,571
	7	7	-	-	-	14	10,080	2.95	16,800	4.92	20,160	5.91	656	1,112	1,571
	7	9	-	-	-	16	11,520	3.38	19,200	5.63	23,040	6.75	749	1,289	1,844
	5	12	-	-	-	17	12,240	3.59	20,400	5.98	24,480	7.17	796	1,392	1,968
	9	9	-	-	-	18	12,960	3.80	21,600	6.33	25,920	7.60	844	1,471	2,094
	7	12	-	-	-	19	13,680	4.01	22,800	6.68	27,360	8.02	892	1,577	2,222
	5	15	-	-	-	20	14,400	4.22	24,000	7.03	28,800	8.44	940	1,657	2,352
	9	12	-	-	-	21	15,120	4.43	25,200	7.39	30,240	8.86	989	1,766	2,568
	7	15	-	-	-	22	15,840	4.64	26,400	7.74	31,680	9.28	1,038	1,848	2,811
	5	18	-	-	-	23	16,560	4.85	27,600	8.09	33,120	9.71	1,112	1,960	3,127
	9	15	-	-	-	24	17,280	5.06	28,800	8.44	34,560	10.13	1,162	2,045	3,473
	12	12	-	-	-	24	17,280	5.06	28,800	8.44	34,560	10.13	1,162	2,045	3,473
	7	18	-	-	-	25	18,000	5.28	30,000	8.79	34,560	10.13	1,213	2,194	3,473
	9	18	-	-	-	27	19,440	5.70	32,400	9.50	34,560	10.13	1,315	2,579	3,473
	12	15	-	-	-	27	19,440	5.70	32,400	9.50	34,560	10.13	1,315	2,579	3,473
	5	24	-	-	-	29	20,700	6.07	34,500	10.11	34,560	10.13	1,418	3,020	3,473
	12	18	-	-	-	30	20,700	6.07	34,500	10.11	34,560	10.13	1,418	3,020	3,473
	15	15	-	-	-	30	20,700	6.07	34,500	10.11	34,560	10.13	1,418	3,020	3,473
	7	24	-	-	-	31	20,700	6.07	34,500	10.11	34,560	10.13	1,418	3,020	3,473
	9	24	-	-	-	33	20,700	6.07	34,500	10.11	34,560	10.13	1,418	3,020	3,473
	15	18	-	-	-	33	20,700	6.07	34,500	10.11	34,560	10.13	1,418	3,020	3,473
	18	18	-	-	-	36	20,700	6.07	34,500	10.11	34,560	10.13	1,418	3,020	3,473
	12	24	-	-	-	36	20,700	6.07	34,500	10.11	34,560	10.13	1,418	3,020	3,473
	15	24	-	-	-	39	20,700	6.07	34,500	10.11	34,560	10.13	1,418	3,020	3,473
	18	24	-	-	-	42	20,700	6.07	34,500	10.11	34,560	10.13	1,418	3,020	3,473
	24	24	-	-	-	48	20,700	6.07	34,500	10.11	34,560	10.13	1,418	3,020	3,473
3 UNIT	5	5	5	-	-	15	10,800	3.17	18,000	5.28	21,600	6.33	660	1,140	1,590
	5	5	7	-	-	17	12,240	3.59	20,400	5.98	24,480	7.17	748	1,309	1,850
	5	5	9	-	-	19	13,680	4.01	22,800	6.68	27,360	8.02	838	1,482	2,089
	5	7	7	-	-	19	13,680	4.01	22,800	6.68	27,360	8.02	838	1,482	2,089
	5	7	9	-	-	21	15,120	4.43	25,200	7.39	30,240	8.86	930	1,660	2,414
	7	7	7	-	-	21	15,120	4.43	25,200	7.39	30,240	8.86	930	1,660	2,414
	5	5	12	-	-	22	15,840	4.64	26,400	7.74	31,680	9.28	976	1,738	2,590
	5	9	9	-	-	23	16,560	4.85	27,600	8.09	33,120	9.71	1,046	1,842	2,767
	7	7	9	-	-	23	16,560	4.85	27,600	8.09	33,120	9.71	1,046	1,842	2,767
	5	7	12	-	-	24	17,280	5.06	28,800	8.44	34,560	10.13	1,093	1,922	2,951
	5	5	15	-	-	25	18,000	5.28	30,000	8.79	36,000	10.55	1,140	2,063	3,192
	7	9	9	-	-	25	18,000	5.28	30,000	8.79	36,000	10.55	1,140	2,063	3,192
	5	9	12	-	-	26	18,720	5.49	31,200	9.14	37,440	10.97	1,188	2,177	3,393
	7	7	12	-	-	26	18,720	5.49	31,200	9.14	37,440	10.97	1,188	2,177	3,393
	5	7	15	-	-	27	19,440	5.70	32,400	9.50	38,640	11.32	1,236	2,328	3,602
	9	9	9	-	-	27	19,440	5.70	32,400	9.50	38,640	11.32	1,236	2,328	3,602
	7	9	12	-	-	28	20,160	5.91	33,600	9.85	38,640	11.32	1,284	2,445	3,602
	5	5	18	-	-	28	20,160	5.91	33,600	9.85	38,640	11.32	1,284	2,445	3,602
	5	9	15	-	-	29	20,700	6.07	34,500	10.11	38,640	11.32	1,333	2,566	3,602
	5	12	12	-	-	29	20,700	6.07	34,500	10.11	38,640	11.32	1,333	2,566	3,602
	7	7	15	-	-	29	20,700	6.07	34,500	10.11	38,640	11.32	1,333	2,566	3,602
	5	7	18	-	-	30	20,700	6.07	34,500	10.11	38,640	11.32	1,333	2,566	3,602
	9	9	12	-	-	30	20,700	6.07	34,500	10.11	38,640	11.32	1,333	2,566	3,602
	7	9	15	-	-	31	20,700	6.07	34,500	10.11	38,640	11.32	1,333	2,566	3,602
	7	12	12	-	-	31	20,700	6.07	34,500	10.11	38,640	11.32	1,333	2,566	3,602
	5	12	15	-	-	32	20,700	6.07	34,500	10.11	38,640	11.32	1,333	2,566	3,602
	5	9	18	-	-	32	20,700	6.07	34,500	10.11	38,640	11.32	1,333	2,566	3,602
	7	7	18	-	-	32	20,700	6.07	34,500	10.11	38,640	11.32	1,333	2,566	3,602
	9	9	15	-	-	33	20,700	6.07	34,500	10.11	38,640	11.32	1,333	2,566	3,602
	9	12	12	-	-	33	20,700	6.07	34,500	10.11	38,640	11.32	1,333	2,566	3,602
	7	9	18	-	-	34	20,700	6.07	34,500	10.11	38,640	11.32	1,333	2,566	3,602
	7	12	15	-	-	34	20,700	6.07	34,500	10.11	38,640	11.32	1,333	2,566	3,602
	5	5	24	-	-	34	20,700	6.07	34,500	10.11	38,640	11.32	1,333	2,566	3,602
	5	12	18	-	-	35	20,700	6.07	34,500	10.11	38,640	11.32	1,333	2,566	3,602
	5	15	15	-	-	35	20,700	6.07	34,500	10.11	38,640	11.32	1,333	2,566	3,602
	5	7	24	-	-	36	20,700	6.07	34,500	10.11	38,640	11.32	1,333	2,566	3,602
	9	12	15	-	-	36	20,700	6.07	34,500	10.11	38,640	11.32	1,333	2,566	3,602
	12	12	12	-	-	36	20,700	6.07	34,500	10.11	38,640	11.32	1,333	2,566	3,602
	9	9	18	-	-	36	20,700	6.07	34,500	10.11	38,640	11.32	1,333	2,566	3,602
	7	12	18	-	-	37	20,700	6.07	34,500	10.11	38,640	11.32	1,333	2,566	3,602
	7	15	15	-	-	37	20,700	6.07	34,500	10.11	38,640	11.32	1,333	2,566	3,602
	5	9	24	-	-	38	20,700	6.07	34,500	10.11	38,640	11.32	1,333	2,566	3,602
	5	15	18	-	-	38	20,700	6.07	34,500	10.11	38,640	11.32	1,333	2,566	3,602
	7	7	24	-	-	38	20,700	6.07	34,500	10.11	38,640	11.32	1,333	2,566	3,602
	9	12	18	-	-	39	20,700	6.07	34,500	10.11	38,640	11.32	1,333	2,566	3,602
	9	15	15	-	-	39	20,700	6.07	34,500	10.11	38,640	11.32	1,333	2,566	3,602
	12	12	15	-	-	39	20,700	6.07	34,500	10.11	38,640	11.32	1,333	2,566	3,602
	7	9	24	-	-	40	20,700	6.07	34,500	10.11	38,640	11.32	1,333	2,566	3,602
	7	15	18	-	-	40	20,700	6.07	34,500	10.11	38,640	11.32	1,333	2,566	3,602
	5	12	24	-	-	41	20,700	6.07	34,500	10.11	38,640	11.32	1,333	2,566	3,602
	5	18	18	-	-	41	20,700	6.07	34,500	10.11	38,640	11.32	1,333	2,566	3,602
	12	12	18	-	-	42	20,700	6.07	34,500	10.11	38,640	11.32	1,333	2,566	3,602
	9	9	24	-	-	42	20,700	6.07	34,500	10.11	38,640	11.32	1,333	2,566	3,602
	9	15	18	-	-	42	20,700	6.07	34,500	10.11	38,640	11.32	1,333	2,566	3,602
	12	15	15	-	-	42	20,700	6.07	34,500	10.11	38,640	11.32	1,333	2,566	3,602
	7	18	18	-	-	43	20,700	6.07	34,500	10.11	38,640	11.32	1,333	2,566	3,602
	7	12	24	-	-	43	20,700	6.07	34,500	10.11	38,640	11.32	1,333	2,566	3,602
	5	15	24	-	-	44	20,700	6.07	34,500	10.11	38,640	11.32	1,333	2,566	3,602
	9	18	18	-	-	45	20,700	6.07	34,500	10.11	38,640	11.32	1,333	2,566	3,602
	9	12	24	-	-	45	20,700	6.07	34,500	10.11	38,640	11.32	1,333	2,566	3,602
	12	15	18	-	-	45	20,700	6.07	34,500	10.11	38,640	11.32	1,333	2,566	3,602
	15	15	15	-	-	45	20,700	6.07	34,500	10.11	38,640	11.32	1,333	2,566	3,602
	7	15	24	-	-	46	20,700	6.07	34,500	10.11	38,640	11.32	1,333	2,566	3,602
	5	18	24	-	-	47	20,700	6.07	34,500	10.11	38,640	11.32	1,333	2,566	3,602
	9	15	24	-	-	48	20,700	6.07	34,500	10.11	38,640	11.32	1,333	2,566	3,602
	12	18	18	-	-	48	20,700	6.07	34,500	10.11	38,640	11.32	1,333	2,566	3,602
	12	12	24	-	-	48	20,700	6.07	34,500	10.11	38,640	11.32	1,333	2,566	3,602
	15	15	18	-	-	48	20,700	6.07	34,500	10.11	38,640	11.32	1,333	2,566	3,602

R32

MU5R30

HEATING																
OPERATION	INDOOR UNIT OPERATING (CAPACITY INDEX, kBtu/h)						TOTAL CAPACITY						INPUT(W)			
							MIN.		RATED		MAX.					
	UNIT-A	UNIT-B	UNIT-C	UNIT-D	UNIT-E	TOTAL	Btu/h	kW	Btu/h	kW	Btu/h	kW	MIN.	RATED	MAX.	
4 UNIT	5	5	5	5	-	20	14,400	4.22	24,000	7.03	28,800	8.44	840	1,480	2,100	
	5	5	5	7	-	22	15,840	4.64	26,400	7.74	31,680	9.28	927	1,651	2,470	
	5	5	5	9	-	24	17,280	5.06	28,800	8.44	34,560	10.13	1,038	1,826	2,861	
	5	5	7	7	-	24	17,280	5.06	28,800	8.44	34,560	10.13	1,038	1,826	2,861	
	5	5	7	9	-	26	18,720	5.49	31,200	9.14	37,440	10.97	1,128	2,068	3,349	
	5	7	7	7	-	26	18,720	5.49	31,200	9.14	37,440	10.97	1,128	2,068	3,349	
	5	5	5	12	-	27	19,440	5.70	32,400	9.50	38,640	11.32	1,174	2,230	3,524	
	5	5	9	9	-	28	20,160	5.91	33,600	9.85	38,640	11.32	1,220	2,356	3,524	
	5	7	7	9	-	28	20,160	5.91	33,600	9.85	38,640	11.32	1,220	2,356	3,524	
	7	7	7	7	-	28	20,160	5.91	33,600	9.85	38,640	11.32	1,220	2,356	3,524	
	5	5	7	12	-	29	20,700	6.07	34,500	10.11	38,640	11.32	1,267	2,487	3,524	
	5	5	5	15	-	30	20,700	6.07	34,500	10.11	38,640	11.32	1,267	2,487	3,524	
	5	7	9	9	-	30	20,700	6.07	34,500	10.11	38,640	11.32	1,267	2,487	3,524	
	7	7	7	9	-	30	20,700	6.07	34,500	10.11	38,640	11.32	1,267	2,487	3,524	
	5	5	9	12	-	31	20,700	6.07	34,500	10.11	38,640	11.32	1,267	2,487	3,524	
	5	7	7	12	-	31	20,700	6.07	34,500	10.11	38,640	11.32	1,267	2,487	3,524	
	5	5	7	15	-	32	20,700	6.07	34,500	10.11	38,640	11.32	1,267	2,487	3,524	
	7	7	9	9	-	32	20,700	6.07	34,500	10.11	38,640	11.32	1,267	2,487	3,524	
	5	9	9	9	-	32	20,700	6.07	34,500	10.11	38,640	11.32	1,267	2,487	3,524	
	5	5	5	18	-	33	20,700	6.07	34,500	10.11	38,640	11.32	1,267	2,487	3,524	
	5	7	9	12	-	33	20,700	6.07	34,500	10.11	38,640	11.32	1,267	2,487	3,524	
	7	7	7	12	-	33	20,700	6.07	34,500	10.11	38,640	11.32	1,267	2,487	3,524	
	5	5	9	15	-	34	20,700	6.07	34,500	10.11	38,640	11.32	1,267	2,487	3,524	
	5	5	12	12	-	34	20,700	6.07	34,500	10.11	38,640	11.32	1,267	2,487	3,524	
	5	7	7	15	-	34	20,700	6.07	34,500	10.11	38,640	11.32	1,267	2,487	3,524	
	7	9	9	9	-	34	20,700	6.07	34,500	10.11	38,640	11.32	1,267	2,487	3,524	
	5	5	7	18	-	35	20,700	6.07	34,500	10.11	38,640	11.32	1,267	2,487	3,524	
	5	9	9	12	-	35	20,700	6.07	34,500	10.11	38,640	11.32	1,267	2,487	3,524	
	7	7	9	12	-	35	20,700	6.07	34,500	10.11	38,640	11.32	1,267	2,487	3,524	
	5	7	9	15	-	36	20,700	6.07	34,500	10.11	38,640	11.32	1,267	2,487	3,524	
	5	7	12	12	-	36	20,700	6.07	34,500	10.11	38,640	11.32	1,267	2,487	3,524	
	7	7	7	15	-	36	20,700	6.07	34,500	10.11	38,640	11.32	1,267	2,487	3,524	
	9	9	9	9	-	36	20,700	6.07	34,500	10.11	38,640	11.32	1,267	2,487	3,524	
	5	5	9	18	-	37	20,700	6.07	34,500	10.11	38,640	11.32	1,267	2,487	3,524	
	5	5	12	15	-	37	20,700	6.07	34,500	10.11	38,640	11.32	1,267	2,487	3,524	
	5	7	7	18	-	37	20,700	6.07	34,500	10.11	38,640	11.32	1,267	2,487	3,524	
	7	9	9	12	-	37	20,700	6.07	34,500	10.11	38,640	11.32	1,267	2,487	3,524	
	5	9	9	15	-	38	20,700	6.07	34,500	10.11	38,640	11.32	1,267	2,487	3,524	
	7	7	9	15	-	38	20,700	6.07	34,500	10.11	38,640	11.32	1,267	2,487	3,524	
	7	7	12	12	-	38	20,700	6.07	34,500	10.11	38,640	11.32	1,267	2,487	3,524	
	5	5	5	24	-	39	20,700	6.07	34,500	10.11	38,640	11.32	1,267	2,487	3,524	
	5	7	9	18	-	39	20,700	6.07	34,500	10.11	38,640	11.32	1,267	2,487	3,524	
	5	7	12	15	-	39	20,700	6.07	34,500	10.11	38,640	11.32	1,267	2,487	3,524	
	9	9	9	12	-	39	20,700	6.07	34,500	10.11	38,640	11.32	1,267	2,487	3,524	
	5	7	9	18	-	39	20,700	6.07	34,500	10.11	38,640	11.32	1,267	2,487	3,524	
	7	7	7	18	-	39	20,700	6.07	34,500	10.11	38,640	11.32	1,267	2,487	3,524	
	5	5	12	18	-	40	20,700	6.07	34,500	10.11	38,640	11.32	1,267	2,487	3,524	
	7	9	9	15	-	40	20,700	6.07	34,500	10.11	38,640	11.32	1,267	2,487	3,524	
	7	9	12	12	-	40	20,700	6.07	34,500	10.11	38,640	11.32	1,267	2,487	3,524	
	5	5	7	24	-	41	20,700	6.07	34,500	10.11	38,640	11.32	1,267	2,487	3,524	
	5	9	12	15	-	41	20,700	6.07	34,500	10.11	38,640	11.32	1,267	2,487	3,524	
	5	12	12	12	-	41	20,700	6.07	34,500	10.11	38,640	11.32	1,267	2,487	3,524	
	7	7	12	15	-	41	20,700	6.07	34,500	10.11	38,640	11.32	1,267	2,487	3,524	
	7	7	9	18	-	41	20,700	6.07	34,500	10.11	38,640	11.32	1,267	2,487	3,524	
	5	7	15	15	-	42	20,700	6.07	34,500	10.11	38,640	11.32	1,267	2,487	3,524	
	9	9	9	15	-	42	20,700	6.07	34,500	10.11	38,640	11.32	1,267	2,487	3,524	
	9	9	12	12	-	42	20,700	6.07	34,500	10.11	38,640	11.32	1,267	2,487	3,524	
	9	9	12	12	-	42	20,700	6.07	34,500	10.11	38,640	11.32	1,267	2,487	3,524	
	5	5	9	24	-	43	20,700	6.07	34,500	10.11	38,640	11.32	1,267	2,487	3,524	
	7	9	12	15	-	43	20,700	6.07	34,500	10.11	38,640	11.32	1,267	2,487	3,524	
	7	12	12	12	-	43	20,700	6.07	34,500	10.11	38,640	11.32	1,267	2,487	3,524	
	7	9	9	18	-	43	20,700	6.07	34,500	10.11	38,640	11.32	1,267	2,487	3,524	
	5	9	15	15	-	44	20,700	6.07	34,500	10.11	38,640	11.32	1,267	2,487	3,524	
	7	7	12	18	-	44	20,700	6.07	34,500	10.11	38,640	11.32	1,267	2,487	3,524	
	7	7	15	15	-	44	20,700	6.07	34,500	10.11	38,640	11.32	1,267	2,487	3,524	
	5	7	18	15	-	45	20,700	6.07	34,500	10.11	38,640	11.32	1,267	2,487	3,524	
	9	9	12	15	-	45	20,700	6.07	34,500	10.11	38,640	11.32	1,267	2,487	3,524	
	9	12	12	12	-	45	20,700	6.07	34,500	10.11	38,640	11.32	1,267	2,487	3,524	
	9	9	9	18	-	45	20,700	6.07	34,500	10.11	38,640	11.32	1,267	2,487	3,524	
	7	7	7	24	-	45	20,700	6.07	34,500	10.11	38,640	11.32	1,267	2,487	3,524	
	7	9	12	18	-	46	20,700	6.07	34,500	10.11	38,640	11.32	1,267	2,487	3,524	
	7	9	15	15	-	46	20,700	6.07	34,500	10.11	38,640	11.32	1,267	2,487	3,524	
	7	12	12	15	-	46	20,700	6.07	34,500	10.11	38,640	11.32	1,267	2,487	3,524	
	5	12	12	18	-	47	20,700	6.07	34,500	10.11	38,640	11.32	1,267	2,487	3,524	
	7	7	9	24	-	47	20,700	6.07	34,500	10.11	38,640	11.32	1,267	2,487	3,524	
	7	7	15	18	-	47	20,700	6.07	34,500	10.11	38,640	11.32	1,267	2,487	3,524	
	5	9	15	18	-	47	20,700	6.07	34,500	10.11	38,640	11.32	1,267	2,487	3,524	
	5	12	15	15	-	47	20,700	6.07	34,500	10.11	38,640	11.32	1,267	2,487	3,524	
	9	9	15	15	-	48	20,700	6.07	34,500	10.11	38,640	11.32	1,267	2,487	3,524	
	12	12	12	12	-	48	20,700	6.07	34,500	10.11	38,640	11.32	1,267	2,487	3,524	
	9	9	12	18	-	48	20,700	6.07	34,500	10.11	38,640	11.32	1,267	2,487	3,524	

Note
1. Capacities are based on the following conditions :
   - Cooling : Indoor Ambient Temp. 27°CDB / 19°CWB, Outdoor Ambient Temp. 35°CDB / 24°CWB
   - Heating : Indoor Ambient Temp. 20°CDB / 15°CWB, Outdoor Ambient Temp. 7°CDB / 6°CWB
   - Interconnected piping is standard length and difference of Elevation (Outdoor ~ Indoor Unit) is 0 m.
2. At least two indoor units should be connected. And minimum limit of combination ratio is 40% approximately for rated capacity of outdoor unit.
3. Don't exceed the maximum connectable indoor units number, it can be found in Specifications or combination table of outdoor unit model.

R32

MU5R30

HEATING																
OPERATION	INDOOR UNIT OPERATING (CAPACITY INDEX, kBtu/h)						TOTAL CAPACITY						INPUT(W)			
							MIN.		RATED		MAX.					
	UNIT-A	UNIT-B	UNIT-C	UNIT-D	UNIT-E	TOTAL	Btu/h	kW	Btu/h	kW	Btu/h	kW	MIN.	RATED	MAX.	
5 UNIT	5	5	5	5	5	25	18,000	5.28	30,000	8.79	36,000	10.55	1,025	1,824	2,700	
	5	5	5	5	7	27	19,440	5.70	32,400	9.50	38,880	11.40	1,111	1,997	3,096	
	5	5	5	5	9	29	20,700	6.07	34,500	10.11	41,400	12.13	1,198	2,149	3,477	
	5	5	5	7	7	29	20,700	6.07	34,500	10.11	41,400	12.13	1,198	2,149	3,477	
	5	5	5	7	9	31	20,700	6.07	34,500	10.11	41,400	12.13	1,198	2,149	3,477	
	5	5	7	7	7	31	20,700	6.07	34,500	10.11	41,400	12.13	1,198	2,149	3,477	
	5	5	5	5	12	32	20,700	6.07	34,500	10.11	41,400	12.13	1,198	2,149	3,477	
	5	5	5	9	9	33	20,700	6.07	34,500	10.11	41,400	12.13	1,198	2,149	3,477	
	5	5	7	7	9	33	20,700	6.07	34,500	10.11	41,400	12.13	1,198	2,149	3,477	
	5	7	7	7	7	33	20,700	6.07	34,500	10.11	41,400	12.13	1,198	2,149	3,477	
	5	5	5	7	12	34	20,700	6.07	34,500	10.11	41,400	12.13	1,198	2,149	3,477	
	5	5	5	5	15	35	20,700	6.07	34,500	10.11	41,400	12.13	1,198	2,149	3,477	
	5	5	7	9	9	35	20,700	6.07	34,500	10.11	41,400	12.13	1,198	2,149	3,477	
	5	7	7	7	9	35	20,700	6.07	34,500	10.11	41,400	12.13	1,198	2,149	3,477	
	7	7	7	7	7	35	20,700	6.07	34,500	10.11	41,400	12.13	1,198	2,149	3,477	
	5	5	5	9	12	36	20,700	6.07	34,500	10.11	41,400	12.13	1,198	2,149	3,477	
	5	5	7	7	12	36	20,700	6.07	34,500	10.11	41,400	12.13	1,198	2,149	3,477	
	5	5	5	7	15	37	20,700	6.07	34,500	10.11	41,400	12.13	1,198	2,149	3,477	
	5	5	9	9	9	37	20,700	6.07	34,500	10.11	41,400	12.13	1,198	2,149	3,477	
	5	7	7	9	9	37	20,700	6.07	34,500	10.11	41,400	12.13	1,198	2,149	3,477	
	7	7	7	7	9	37	20,700	6.07	34,500	10.11	41,400	12.13	1,198	2,149	3,477	
	5	5	5	5	18	38	20,700	6.07	34,500	10.11	41,400	12.13	1,198	2,149	3,477	
	5	7	7	7	12	38	20,700	6.07	34,500	10.11	41,400	12.13	1,198	2,149	3,477	
	5	5	5	9	15	39	20,700	6.07	34,500	10.11	41,400	12.13	1,198	2,149	3,477	
	5	5	5	12	12	39	20,700	6.07	34,500	10.11	41,400	12.13	1,198	2,149	3,477	
	5	5	7	7	15	39	20,700	6.07	34,500	10.11	41,400	12.13	1,198	2,149	3,477	
	7	7	7	9	9	39	20,700	6.07	34,500	10.11	41,400	12.13	1,198	2,149	3,477	
	5	7	9	9	9	39	20,700	6.07	34,500	10.11	41,400	12.13	1,198	2,149	3,477	
	5	5	5	7	18	40	20,700	6.07	34,500	10.11	41,400	12.13	1,198	2,149	3,477	
	5	5	9	9	12	40	20,700	6.07	34,500	10.11	41,400	12.13	1,198	2,149	3,477	
	5	7	7	9	12	40	20,700	6.07	34,500	10.11	41,400	12.13	1,198	2,149	3,477	
	7	7	7	7	12	40	20,700	6.07	34,500	10.11	41,400	12.13	1,198	2,149	3,477	
	5	5	7	9	15	41	20,700	6.07	34,500	10.11	41,400	12.13	1,198	2,149	3,477	
	5	7	7	7	15	41	20,700	6.07	34,500	10.11	41,400	12.13	1,198	2,149	3,477	
	5	9	9	9	9	41	20,700	6.07	34,500	10.11	41,400	12.13	1,198	2,149	3,477	
	7	7	9	9	9	41	20,700	6.07	34,500	10.11	41,400	12.13	1,198	2,149	3,477	
	5	5	5	9	18	42	20,700	6.07	34,500	10.11	41,400	12.13	1,198	2,149	3,477	
	5	5	5	12	15	42	20,700	6.07	34,500	10.11	41,400	12.13	1,198	2,149	3,477	
	5	5	7	7	18	42	20,700	6.07	34,500	10.11	41,400	12.13	1,198	2,149	3,477	
	5	7	9	9	12	42	20,700	6.07	34,500	10.11	41,400	12.13	1,198	2,149	3,477	
	7	7	7	9	12	42	20,700	6.07	34,500	10.11	41,400	12.13	1,198	2,149	3,477	
	5	5	9	9	15	43	20,700	6.07	34,500	10.11	41,400	12.13	1,198	2,149	3,477	
	5	7	7	9	15	43	20,700	6.07	34,500	10.11	41,400	12.13	1,198	2,149	3,477	
	7	7	7	9	12	42	20,700	6.07	34,500	10.11	41,400	12.13	1,198	2,149	3,477	
	5	5	9	9	15	43	20,700	6.07	34,500	10.11	41,400	12.13	1,198	2,149	3,477	
	5	7	9	9	12	42	20,700	6.07	34,500	10.11	41,400	12.13	1,198	2,149	3,477	
	5	7	7	12	12	43	20,700	6.07	34,500	10.11	41,400	12.13	1,198	2,149	3,477	
	7	7	7	7	15	43	20,700	6.07	34,500	10.11	41,400	12.13	1,198	2,149	3,477	
	7	9	9	9	9	43	20,700	6.07	34,500	10.11	41,400	12.13	1,198	2,149	3,477	
	5	5	7	12	15	44	20,700	6.07	34,500	10.11	41,400	12.13	1,198	2,149	3,477	
	5	5	5	5	24	44	20,700	6.07	34,500	10.11	41,400	12.13	1,198	2,149	3,477	
	5	7	7	7	18	44	20,700	6.07	34,500	10.11	41,400	12.13	1,198	2,149	3,477	
	5	9	9	9	12	44	20,700	6.07	34,500	10.11	41,400	12.13	1,198	2,149	3,477	
	7	7	9	9	12	44	20,700	6.07	34,500	10.11	41,400	12.13	1,198	2,149	3,477	
	5	5	5	12	18	45	20,700	6.07	34,500	10.11	41,400	12.13	1,198	2,149	3,477	
	5	5	5	15	15	45	20,700	6.07	34,500	10.11	41,400	12.13	1,198	2,149	3,477	
	5	7	9	9	15	45	20,700	6.07	34,500	10.11	41,400	12.13	1,198	2,149	3,477	
	5	7	9	12	12	45	20,700	6.07	34,500	10.11	41,400	12.13	1,198	2,149	3,477	
	7	7	7	9	15	45	20,700	6.07	34,500	10.11	41,400	12.13	1,198	2,149	3,477	
	7	7	7	12	12	45	20,700	6.07	34,500	10.11	41,400	12.13	1,198	2,149	3,477	
	9	9	9	9	9	45	20,700	6.07	34,500	10.11	41,400	12.13	1,198	2,149	3,477	
	5	5	5	7	24	46	20,700	6.07	34,500	10.11	41,400	12.13	1,198	2,149	3,477	
	5	5	9	9	18	46	20,700	6.07	34,500	10.11	41,400	12.13	1,198	2,149	3,477	
	5	5	9	12	15	46	20,700	6.07	34,500	10.11	41,400	12.13	1,198	2,149	3,477	
	5	5	12	12	12	46	20,700	6.07	34,500	10.11	41,400	12.13	1,198	2,149	3,477	
	5	7	7	9	18	46	20,700	6.07	34,500	10.11	41,400	12.13	1,198	2,149	3,477	
	5	7	7	12	15	46	20,700	6.07	34,500	10.11	41,400	12.13	1,198	2,149	3,477	
	7	7	7	7	18	46	20,700	6.07	34,500	10.11	41,400	12.13	1,198	2,149	3,477	
	7	9	9	9	12	46	20,700	6.07	34,500	10.11	41,400	12.13	1,198	2,149	3,477	
	5	5	7	15	15	47	20,700	6.07	34,500	10.11	41,400	12.13	1,198	2,149	3,477	
	5	9	9	9	15	47	20,700	6.07	34,500	10.11	41,400	12.13	1,198	2,149	3,477	
	5	9	9	12	12	47	20,700	6.07	34,500	10.11	41,400	12.13	1,198	2,149	3,477	
	7	7	9	9	15	47	20,700	6.07	34,500	10.11	41,400	12.13	1,198	2,149	3,477	
	7	7	9	12	12	47	20,700	6.07	34,500	10.11	41,400	12.13	1,198	2,149	3,477	
	5	5	5	9	24	48	20,700	6.07	34,500	10.11	41,400	12.13	1,198	2,149	3,477	
	5	5	5	18	15	48	20,700	6.07	34,500	10.11	41,400	12.13	1,198	2,149	3,477	
	5	5	7	7	24	48	20,700	6.07	34,500	10.11	41,400	12.13	1,198	2,149	3,477	
	5	7	9	9	18	48	20,700	6.07	34,500	10.11	41,400	12.13	1,198	2,149	3,477	
	5	7	9	12	15	48	20,700	6.07	34,500	10.11	41,400	12.13	1,198	2,149	3,477	
	5	7	12	12	12	48	20,700	6.07	34,500	10.11	41,400	12.13	1,198	2,149	3,477	
	7	7	7	12	15	48	20,700	6.07	34,500	10.11	41,400	12.13	1,198	2,149	3,477	
	9	9	9	9	12	48	20,700	6.07	34,500	10.11	41,400	12.13	1,198	2,149	3,477	
	7	7	7	9	18	48	20,700	6.07	34,500	10.11	41,400	12.13	1,198	2,149	3,477	

Note
1. Capacities are based on the following conditions :
   - Cooling : Indoor Ambient Temp. 27°CDB / 19°CWB, Outdoor Ambient Temp. 35°CDB / 24°CWB
   - Heating : Indoor Ambient Temp. 20°CDB / 15°CWB, Outdoor Ambient Temp. 7°CDB / 6°CWB
   - Interconnected piping is standard length and difference of Elevation (Outdoor ~ Indoor Unit) is 0 m.
2. At least two indoor units should be connected. And minimum limit of combination ratio is 40% approximately for rated capacity of outdoor unit.
3. Don't exceed the maximum connectable indoor units number, it can be found in Specifications or combination table of outdoor unit model.

R32

MU5R40

COOLING															
OPERATION	INDOOR UNIT OPERATING (CAPACITY INDEX, kBtu/h)						TOTAL CAPACITY						INPUT(W)		
							MIN.		RATED		MAX.				
	UNIT-A	UNIT-B	UNIT-C	UNIT-D	UNIT-E	TOTAL	Btu/h	kW	Btu/h	kW	Btu/h	kW	MIN.	RATED	MAX.
2 UNIT	5	5	-	-	-	10	9,500	2.78	10,000	2.93	15,700	4.60	641	720	1,529
	5	7	-	-	-	12	9,948	2.92	12,000	3.52	17,293	5.07	710	977	1,796
	5	9	-	-	-	14	10,397	3.05	14,000	4.10	18,886	5.54	770	1,243	2,062
	7	7	-	-	-	14	10,397	3.05	14,000	4.10	18,886	5.54	770	1,243	2,062
	7	9	-	-	-	16	10,845	3.18	16,000	4.69	20,479	6.00	839	1,500	2,339
	5	12	-	-	-	17	11,069	3.24	17,000	4.98	21,276	6.24	868	1,638	2,467
	9	9	-	-	-	18	11,293	3.31	18,000	5.28	22,072	6.47	908	1,766	2,605
	7	12	-	-	-	19	11,517	3.38	19,000	5.57	22,869	6.70	937	1,895	2,743
	5	15	-	-	-	20	11,741	3.44	20,000	5.86	23,666	6.94	977	2,023	2,871
	9	12	-	-	-	21	11,966	3.51	21,000	6.15	24,462	7.17	1,006	2,161	3,010
	7	15	-	-	-	22	12,190	3.57	22,000	6.45	25,259	7.40	1,036	2,289	3,138
	5	18	-	-	-	23	12,414	3.64	23,000	6.74	26,055	7.64	1,076	2,418	3,276
	9	15	-	-	-	24	12,638	3.70	24,000	7.03	26,852	7.87	1,105	2,546	3,414
	12	12	-	-	-	24	12,638	3.70	24,000	7.03	26,852	7.87	1,105	2,546	3,414
	7	18	-	-	-	25	12,862	3.77	25,000	7.33	27,648	8.10	1,135	2,684	3,542
	9	18	-	-	-	27	13,310	3.90	27,000	7.91	29,241	8.57	1,204	2,940	3,819
	12	15	-	-	-	27	13,310	3.90	27,000	7.91	29,241	8.57	1,204	2,940	3,819
	5	24	-	-	-	29	13,759	4.03	29,000	8.50	30,834	9.04	1,273	3,207	4,085
	12	18	-	-	-	30	13,983	4.10	30,000	8.79	31,631	9.27	1,302	3,335	4,213
	15	15	-	-	-	30	13,983	4.10	30,000	8.79	31,631	9.27	1,302	3,335	4,213
	7	24	-	-	-	31	14,207	4.16	31,000	9.09	32,428	9.50	1,332	3,463	4,352
	9	24	-	-	-	33	14,655	4.30	33,000	9.67	34,021	9.97	1,401	3,730	4,618
	15	18	-	-	-	33	14,655	4.30	33,000	9.67	34,021	9.97	1,401	3,730	4,618
	18	18	-	-	-	36	15,328	4.49	36,000	10.55	36,410	10.67	1,500	4,115	5,023
	12	24	-	-	-	36	15,328	4.49	36,000	10.55	36,410	10.67	1,500	4,115	5,023
	15	24	-	-	-	39	16,000	4.69	38,200	11.20	38,800	11.37	1,599	4,509	5,427
	18	24	-	-	-	42	16,000	4.69	38,200	11.20	38,800	11.37	1,599	4,509	5,427
	24	24	-	-	-	48	16,000	4.69	38,200	11.20	38,800	11.37	1,599	4,509	5,427
3 UNIT	5	5	5	-	-	15	12,500	3.66	15,000	4.40	23,000	6.74	780	937	2,191
	5	5	7	-	-	17	13,208	3.87	17,000	4.98	24,517	7.19	858	1,164	2,447
	5	5	9	-	-	19	13,917	4.08	19,000	5.57	26,033	7.63	947	1,391	2,714
	5	7	7	-	-	19	13,917	4.08	19,000	5.57	26,033	7.63	947	1,391	2,714
	7	7	7	-	-	21	14,625	4.29	21,000	6.15	27,550	8.07	1,026	1,628	2,970
	5	7	9	-	-	21	14,625	4.29	21,000	6.15	27,550	8.07	1,026	1,628	2,970
	5	5	12	-	-	22	14,979	4.39	22,000	6.45	28,308	8.30	1,076	1,737	3,098
	5	9	9	-	-	23	15,333	4.49	23,000	6.74	29,067	8.52	1,115	1,855	3,237
	7	7	9	-	-	23	15,333	4.49	23,000	6.74	29,067	8.52	1,115	1,855	3,237
	5	7	12	-	-	24	15,688	4.60	24,000	7.03	29,825	8.74	1,154	1,964	3,365
	5	5	15	-	-	25	16,042	4.70	25,000	7.33	30,583	8.96	1,194	2,082	3,493
	7	9	9	-	-	25	16,042	4.70	25,000	7.33	30,583	8.96	1,194	2,082	3,493
	5	9	12	-	-	26	16,396	4.81	26,000	7.62	31,342	9.19	1,243	2,200	3,621
	7	7	12	-	-	26	16,396	4.81	26,000	7.62	31,342	9.19	1,243	2,200	3,621
	5	7	15	-	-	27	16,750	4.91	27,000	7.91	32,100	9.41	1,283	2,309	3,759
	9	9	9	-	-	27	16,750	4.91	27,000	7.91	32,100	9.41	1,283	2,309	3,759
	5	5	18	-	-	28	17,104	5.01	28,000	8.21	32,858	9.63	1,322	2,427	3,888
	7	9	12	-	-	28	17,104	5.01	28,000	8.21	32,858	9.63	1,322	2,427	3,888
	5	9	15	-	-	29	17,458	5.12	29,000	8.50	33,617	9.85	1,362	2,536	4,016
	5	12	12	-	-	29	17,458	5.12	29,000	8.50	33,617	9.85	1,362	2,536	4,016
	7	7	15	-	-	29	17,458	5.12	29,000	8.50	33,617	9.85	1,362	2,536	4,016
	5	7	18	-	-	30	17,813	5.22	30,000	8.79	34,375	10.07	1,401	2,654	4,154
	9	9	12	-	-	30	17,813	5.22	30,000	8.79	34,375	10.07	1,401	2,654	4,154
	7	9	15	-	-	31	18,167	5.32	31,000	9.09	35,133	10.30	1,451	2,773	4,282
	7	12	12	-	-	31	18,167	5.32	31,000	9.09	35,133	10.30	1,451	2,773	4,282
	5	9	18	-	-	32	18,521	5.43	32,000	9.38	35,892	10.52	1,490	2,881	4,411
	5	12	15	-	-	32	18,521	5.43	32,000	9.38	35,892	10.52	1,490	2,881	4,411
	7	7	18	-	-	32	18,521	5.43	32,000	9.38	35,892	10.52	1,490	2,881	4,411
	9	9	15	-	-	33	18,875	5.53	33,000	9.67	36,650	10.74	1,529	3,000	4,539
	9	12	12	-	-	33	18,875	5.53	33,000	9.67	36,650	10.74	1,529	3,000	4,539
	5	5	24	-	-	34	19,229	5.64	34,000	9.96	37,408	10.96	1,569	3,108	4,677
	7	9	18	-	-	34	19,229	5.64	34,000	9.96	37,408	10.96	1,569	3,108	4,677
	7	12	15	-	-	34	19,229	5.64	34,000	9.96	37,408	10.96	1,569	3,108	4,677
	5	12	18	-	-	35	19,583	5.74	35,000	10.26	38,167	11.19	1,618	3,227	4,805
	5	15	15	-	-	35	19,583	5.74	35,000	10.26	38,167	11.19	1,618	3,227	4,805
	5	7	24	-	-	36	19,938	5.84	36,000	10.55	38,925	11.41	1,658	3,345	4,934
	9	9	18	-	-	36	19,938	5.84	36,000	10.55	38,925	11.41	1,658	3,345	4,934
	9	12	15	-	-	36	19,938	5.84	36,000	10.55	38,925	11.41	1,658	3,345	4,934
	12	12	12	-	-	36	19,938	5.84	36,000	10.55	38,925	11.41	1,658	3,345	4,934
	7	12	18	-	-	37	20,292	5.95	37,000	10.84	39,683	11.63	1,697	3,454	5,062
	7	15	15	-	-	37	20,292	5.95	37,000	10.84	39,683	11.63	1,697	3,454	5,062
	5	9	24	-	-	38	20,646	6.05	38,000	11.14	40,442	11.85	1,737	3,572	5,200
	5	15	18	-	-	38	20,646	6.05	38,000	11.14	40,442	11.85	1,737	3,572	5,200
	7	7	24	-	-	38	20,646	6.05	38,000	11.14	40,442	11.85	1,737	3,572	5,200
	9	12	18	-	-	39	21,000	6.15	38,200	11.20	41,200	12.08	1,786	3,690	5,328
	9	15	15	-	-	39	21,000	6.15	38,200	11.20	41,200	12.08	1,786	3,690	5,328
	12	12	15	-	-	39	21,000	6.15	38,200	11.20	41,200	12.08	1,786	3,690	5,328
	7	9	24	-	-	40	21,000	6.15	38,200	11.20	41,200	12.08	1,786	3,690	5,328
	7	15	18	-	-	40	21,000	6.15	38,200	11.20	41,200	12.08	1,786	3,690	5,328
	5	12	24	-	-	41	21,000	6.15	38,200	11.20	41,200	12.08	1,786	3,690	5,328
	5	18	18	-	-	41	21,000	6.15	38,200	11.20	41,200	12.08	1,786	3,690	5,328
	9	9	24	-	-	42	21,000	6.15	38,200	11.20	41,200	12.08	1,786	3,690	5,328
	9	15	18	-	-	42	21,000	6.15	38,200	11.20	41,200	12.08	1,786	3,690	5,328
	12	12	18	-	-	42	21,000	6.15	38,200	11.20	41,200	12.08	1,786	3,690	5,328
	12	15	15	-	-	42	21,000	6.15	38,200	11.20	41,200	12.08	1,786	3,690	5,328
	7	12	24	-	-	43	21,000	6.15	38,200	11.20	41,200	12.08	1,786	3,690	5,328
	7	18	18	-	-	43	21,000	6.15	38,200	11.20	41,200	12.08	1,786	3,690	5,328
	5	15	24	-	-	44	21,000	6.15	38,200	11.20	41,200	12.08	1,786	3,690	5,328
	9	12	24	-	-	45	21,000	6.15	38,200	11.20	41,200	12.08	1,786	3,690	5,328
	9	18	18	-	-	45	21,000	6.15	38,200	11.20	41,200	12.08	1,786	3,690	5,328

Note
1. Capacities are based on the following conditions :
   - Cooling : Indoor Ambient Temp. 27°CDB / 19°CWB, Outdoor Ambient Temp. 35°CDB / 24°CWB
   - Heating : Indoor Ambient Temp. 20°CDB / 15°CWB, Outdoor Ambient Temp. 7°CDB / 6°CWB
   - Interconnected piping is standard length and difference of Elevation (Outdoor ~ Indoor Unit) is 0 m.
2. At least two indoor units should be connected. And minimum limit of combination ratio is 40% approximately for rated capacity of outdoor unit.
3. Don't exceed the maximum connectable indoor units number, it can be found in Specifications or combination table of outdoor unit model.

R32

MU5R40

COOLING															
OPERATION	INDOOR UNIT OPERATING (CAPACITY INDEX, kBtu/h)						TOTAL CAPACITY						INPUT(W)		
							MIN.		RATED		MAX.				
	UNIT-A	UNIT-B	UNIT-C	UNIT-D	UNIT-E	TOTAL	Btu/h	kW	Btu/h	kW	Btu/h	kW	MIN.	RATED	MAX.
3 UNIT	12	15	18	-	-	45	21,000	6.15	38,200	11.20	41,200	12.08	1,786	3,690	5,328
	15	15	15	-	-	45	21,000	6.15	38,200	11.20	41,200	12.08	1,786	3,690	5,328
	7	15	24	-	-	46	21,000	6.15	38,200	11.20	41,200	12.08	1,786	3,690	5,328
	5	18	24	-	-	47	21,000	6.15	38,200	11.20	41,200	12.08	1,786	3,690	5,328
	9	15	24	-	-	48	21,000	6.15	38,200	11.20	41,200	12.08	1,786	3,690	5,328
	12	12	24	-	-	48	21,000	6.15	38,200	11.20	41,200	12.08	1,786	3,690	5,328
	12	18	18	-	-	48	21,000	6.15	38,200	11.20	41,200	12.08	1,786	3,690	5,328
	15	15	18	-	-	48	21,000	6.15	38,200	11.20	41,200	12.08	1,786	3,690	5,328
	7	18	24	-	-	49	21,000	6.15	38,200	11.20	41,200	12.08	1,786	3,690	5,328
	9	18	24	-	-	51	21,000	6.15	38,200	11.20	41,200	12.08	1,786	3,690	5,328
	12	15	24	-	-	51	21,000	6.15	38,200	11.20	41,200	12.08	1,786	3,690	5,328
	15	18	18	-	-	51	21,000	6.15	38,200	11.20	41,200	12.08	1,786	3,690	5,328
	5	24	24	-	-	53	21,000	6.15	38,200	11.20	41,200	12.08	1,786	3,690	5,328
	12	18	24	-	-	54	21,000	6.15	38,200	11.20	41,200	12.08	1,786	3,690	5,328
	15	15	24	-	-	54	21,000	6.15	38,200	11.20	41,200	12.08	1,786	3,690	5,328
	18	18	18	-	-	54	21,000	6.15	38,200	11.20	41,200	12.08	1,786	3,690	5,328
	7	24	24	-	-	55	21,000	6.15	38,200	11.20	41,200	12.08	1,786	3,690	5,328
	9	24	24	-	-	57	21,000	6.15	38,200	11.20	41,200	12.08	1,786	3,690	5,328
	15	18	24	-	-	57	21,000	6.15	38,200	11.20	41,200	12.08	1,786	3,690	5,328
	12	24	24	-	-	60	21,000	6.15	38,200	11.20	41,200	12.08	1,786	3,690	5,328
	18	18	24	-	-	60	21,000	6.15	38,200	11.20	41,200	12.08	1,786	3,690	5,328
	15	24	24	-	-	63	21,000	6.15	38,200	11.20	41,200	12.08	1,786	3,690	5,328
	18	24	24	-	-	66	21,000	6.15	38,200	11.20	41,200	12.08	1,786	3,690	5,328
	24	24	24	-	-	72	21,000	6.15	38,200	11.20	41,200	12.08	1,786	3,690	5,328
4 UNIT	5	5	5	5	-	20	17,000	4.98	20,000	5.86	31,000	9.09	1,174	1,401	2,852
	5	5	5	7	-	22	18,105	5.31	22,000	6.45	32,537	9.54	1,253	1,599	3,108
	5	5	5	9	-	24	19,211	5.63	24,000	7.03	34,074	9.99	1,352	1,786	3,365
	5	5	7	7	-	24	19,211	5.63	24,000	7.03	34,074	9.99	1,352	1,786	3,365
	5	5	7	9	-	26	20,316	5.95	26,000	7.62	35,611	10.44	1,441	1,983	3,631
	5	7	7	7	-	26	20,316	5.95	26,000	7.62	35,611	10.44	1,441	1,983	3,631
	5	5	5	12	-	27	20,868	6.12	27,000	7.91	36,379	10.66	1,490	2,082	3,759
	5	5	9	9	-	28	21,421	6.28	28,000	8.21	37,147	10.89	1,539	2,181	3,888
	5	7	7	9	-	28	21,421	6.28	28,000	8.21	37,147	10.89	1,539	2,181	3,888
	7	7	7	7	-	28	21,421	6.28	28,000	8.21	37,147	10.89	1,539	2,181	3,888
	5	5	7	12	-	29	21,974	6.44	29,000	8.50	37,916	11.11	1,589	2,279	4,026
	5	5	5	15	-	30	22,526	6.60	30,000	8.79	38,684	11.34	1,628	2,368	4,154
	5	7	9	9	-	30	22,526	6.60	30,000	8.79	38,684	11.34	1,628	2,368	4,154
	7	7	7	9	-	30	22,526	6.60	30,000	8.79	38,684	11.34	1,628	2,368	4,154
	5	5	9	12	-	31	23,079	6.76	31,000	9.09	39,453	11.56	1,677	2,467	4,282
	5	7	7	12	-	31	23,079	6.76	31,000	9.09	39,453	11.56	1,677	2,467	4,282
	5	5	7	15	-	32	23,632	6.93	32,000	9.38	40,221	11.79	1,727	2,566	4,411
	5	9	9	9	-	32	23,632	6.93	32,000	9.38	40,221	11.79	1,727	2,566	4,411
	7	7	9	9	-	32	23,632	6.93	32,000	9.38	40,221	11.79	1,727	2,566	4,411
	5	5	5	18	-	33	24,184	7.09	33,000	9.67	40,989	12.01	1,776	2,664	4,549
	5	7	9	12	-	33	24,184	7.09	33,000	9.67	40,989	12.01	1,776	2,664	4,549
	7	7	7	12	-	33	24,184	7.09	33,000	9.67	40,989	12.01	1,776	2,664	4,549
	5	5	9	15	-	34	24,737	7.25	34,000	9.96	41,758	12.24	1,816	2,763	4,677
	5	5	12	12	-	34	24,737	7.25	34,000	9.96	41,758	12.24	1,816	2,763	4,677
	5	7	7	15	-	34	24,737	7.25	34,000	9.96	41,758	12.24	1,816	2,763	4,677
	7	9	9	9	-	34	24,737	7.25	34,000	9.96	41,758	12.24	1,816	2,763	4,677
	5	5	7	18	-	35	25,289	7.41	35,000	10.26	42,526	12.46	1,865	2,862	4,805
	5	9	9	12	-	35	25,289	7.41	35,000	10.26	42,526	12.46	1,865	2,862	4,805
	7	7	9	12	-	35	25,289	7.41	35,000	10.26	42,526	12.46	1,865	2,862	4,805
	5	7	9	15	-	36	25,842	7.57	36,000	10.55	43,295	12.69	1,914	2,950	4,934
	5	7	12	12	-	36	25,842	7.57	36,000	10.55	43,295	12.69	1,914	2,950	4,934
	7	7	7	15	-	36	25,842	7.57	36,000	10.55	43,295	12.69	1,914	2,950	4,934
	9	9	9	9	-	36	25,842	7.57	36,000	10.55	43,295	12.69	1,914	2,950	4,934
	5	5	9	18	-	37	26,395	7.74	37,000	10.84	44,063	12.91	1,964	3,049	5,072
	5	5	12	15	-	37	26,395	7.74	37,000	10.84	44,063	12.91	1,964	3,049	5,072
	5	7	7	18	-	37	26,395	7.74	37,000	10.84	44,063	12.91	1,964	3,049	5,072
	7	9	9	12	-	37	26,395	7.74	37,000	10.84	44,063	12.91	1,964	3,049	5,072
	5	9	9	15	-	38	26,947	7.90	38,000	11.14	44,832	13.14	2,003	3,148	5,200
	5	9	12	12	-	38	26,947	7.90	38,000	11.14	44,832	13.14	2,003	3,148	5,200
	7	7	9	15	-	38	26,947	7.90	38,000	11.14	44,832	13.14	2,003	3,148	5,200
	7	7	12	12	-	38	26,947	7.90	38,000	11.14	44,832	13.14	2,003	3,148	5,200
	5	5	5	24	-	39	27,500	8.06	38,200	11.20	45,600	13.36	2,052	3,246	5,328
	5	7	9	18	-	39	27,500	8.06	38,200	11.20	45,600	13.36	2,052	3,246	5,328
	5	7	12	15	-	39	27,500	8.06	38,200	11.20	45,600	13.36	2,052	3,246	5,328
	7	7	7	18	-	39	27,500	8.06	38,200	11.20	45,600	13.36	2,052	3,246	5,328
	9	9	9	12	-	39	27,500	8.06	38,200	11.20	45,600	13.36	2,052	3,246	5,328
	5	5	12	18	-	40	27,500	8.06	38,200	11.20	45,600	13.36	2,052	3,246	5,328
	5	5	15	15	-	40	27,500	8.06	38,200	11.20	45,600	13.36	2,052	3,246	5,328
	7	9	9	15	-	40	27,500	8.06	38,200	11.20	45,600	13.36	2,052	3,246	5,328
	7	9	12	12	-	40	27,500	8.06	38,200	11.20	45,600	13.36	2,052	3,246	5,328
	5	5	7	24	-	41	27,500	8.06	38,200	11.20	45,600	13.36	2,052	3,246	5,328
	5	9	9	18	-	41	27,500	8.06	38,200	11.20	45,600	13.36	2,052	3,246	5,328
	5	9	12	15	-	41	27,500	8.06	38,200	11.20	45,600	13.36	2,052	3,246	5,328
	5	12	12	12	-	41	27,500	8.06	38,200	11.20	45,600	13.36	2,052	3,246	5,328
	7	7	9	18	-	41	27,500	8.06	38,200	11.20	45,600	13.36	2,052	3,246	5,328
	7	7	12	15	-	41	27,500	8.06	38,200	11.20	45,600	13.36	2,052	3,246	5,328
	5	7	12	18	-	42	27,500	8.06	38,200	11.20	45,600	13.36	2,052	3,246	5,328
	5	7	15	15	-	42	27,500	8.06	38,200	11.20	45,600	13.36	2,052	3,246	5,328
	9	9	9	15	-	42	27,500	8.06	38,200	11.20	45,600	13.36	2,052	3,246	5,328
	9	9	12	12	-	42	27,500	8.06	38,200	11.20	45,600	13.36	2,052	3,246	5,328
	5	5	9	24	-	43	27,500	8.06	38,200	11.20	45,600	13.36	2,052	3,246	5,328
	5	5	15	18	-	43	27,500	8.06	38,200	11.20	45,600	13.36	2,052	3,246	5,328
	5	7	7	24	-	43	27,500	8.06	38,200	11.20	45,600	13.36	2,052	3,246	5,328
	5	7	7	24	-	43	27,500	8.06	38,200	11.20	45,600	13.36	2,052	3,246	5,328

Note
1. Capacities are based on the following conditions :
   - Cooling : Indoor Ambient Temp. 27°CDB / 19°CWB, Outdoor Ambient Temp. 35°CDB / 24°CWB
   - Heating : Indoor Ambient Temp. 20°CDB / 15°CWB, Outdoor Ambient Temp. 7°CDB / 6°CWB
   - Interconnected piping is standard length and difference of Elevation (Outdoor ~ Indoor Unit) is 0 m.
2. At least two indoor units should be connected. And minimum limit of combination ratio is 40% approximately for rated capacity of outdoor unit.
3. Don't exceed the maximum connectable indoor units number, it can be found in Specifications or combination table of outdoor unit model.

MU5R40

COOLING																
OPERATION	INDOOR UNIT OPERATING (CAPACITY INDEX, kBtu/h)						TOTAL CAPACITY						INPUT(W)		
							MIN.		RATED		MAX.				
	UNIT-A	UNIT-B	UNIT-C	UNIT-D	UNIT-E	TOTAL	Btu/h	kW	Btu/h	kW	Btu/h	kW	MIN.	RATED	MAX.
4 UNIT	7	9	9	18	-	43	27,500	8.06	38,200	11.20	45,600	13.36	2,052	3,246	5,328
	7	9	12	15	-	43	27,500	8.06	38,200	11.20	45,600	13.36	2,052	3,246	5,328
	7	12	12	12	-	43	27,500	8.06	38,200	11.20	45,600	13.36	2,052	3,246	5,328
	5	9	12	18	-	44	27,500	8.06	38,200	11.20	45,600	13.36	2,052	3,246	5,328
	5	9	15	15	-	44	27,500	8.06	38,200	11.20	45,600	13.36	2,052	3,246	5,328
	5	12	12	15	-	44	27,500	8.06	38,200	11.20	45,600	13.36	2,052	3,246	5,328
	7	7	12	18	-	44	27,500	8.06	38,200	11.20	45,600	13.36	2,052	3,246	5,328
	7	7	15	15	-	44	27,500	8.06	38,200	11.20	45,600	13.36	2,052	3,246	5,328
	5	7	9	24	-	45	27,500	8.06	38,200	11.20	45,600	13.36	2,052	3,246	5,328
	5	7	15	18	-	45	27,500	8.06	38,200	11.20	45,600	13.36	2,052	3,246	5,328
	7	7	7	24	-	45	27,500	8.06	38,200	11.20	45,600	13.36	2,052	3,246	5,328
	9	9	9	18	-	45	27,500	8.06	38,200	11.20	45,600	13.36	2,052	3,246	5,328
	9	9	12	15	-	45	27,500	8.06	38,200	11.20	45,600	13.36	2,052	3,246	5,328
	9	12	12	12	-	45	27,500	8.06	38,200	11.20	45,600	13.36	2,052	3,246	5,328
	5	5	12	24	-	46	27,500	8.06	38,200	11.20	45,600	13.36	2,052	3,246	5,328
	5	5	18	18	-	46	27,500	8.06	38,200	11.20	45,600	13.36	2,052	3,246	5,328
	7	9	12	18	-	46	27,500	8.06	38,200	11.20	45,600	13.36	2,052	3,246	5,328
	7	9	15	15	-	46	27,500	8.06	38,200	11.20	45,600	13.36	2,052	3,246	5,328
	7	12	12	15	-	46	27,500	8.06	38,200	11.20	45,600	13.36	2,052	3,246	5,328
	5	9	9	24	-	47	27,500	8.06	38,200	11.20	45,600	13.36	2,052	3,246	5,328
	5	9	15	18	-	47	27,500	8.06	38,200	11.20	45,600	13.36	2,052	3,246	5,328
	5	12	12	18	-	47	27,500	8.06	38,200	11.20	45,600	13.36	2,052	3,246	5,328
	5	12	15	15	-	47	27,500	8.06	38,200	11.20	45,600	13.36	2,052	3,246	5,328
	7	7	9	24	-	47	27,500	8.06	38,200	11.20	45,600	13.36	2,052	3,246	5,328
	7	7	15	18	-	47	27,500	8.06	38,200	11.20	45,600	13.36	2,052	3,246	5,328
	5	7	12	24	-	48	27,500	8.06	38,200	11.20	45,600	13.36	2,052	3,246	5,328
	5	7	18	18	-	48	27,500	8.06	38,200	11.20	45,600	13.36	2,052	3,246	5,328
	9	9	12	18	-	48	27,500	8.06	38,200	11.20	45,600	13.36	2,052	3,246	5,328
	9	9	15	15	-	48	27,500	8.06	38,200	11.20	45,600	13.36	2,052	3,246	5,328
	9	12	12	15	-	48	27,500	8.06	38,200	11.20	45,600	13.36	2,052	3,246	5,328
	12	12	12	12	-	48	27,500	8.06	38,200	11.20	45,600	13.36	2,052	3,246	5,328
	5	5	15	24	-	49	27,500	8.06	38,200	11.20	45,600	13.36	2,052	3,246	5,328
	7	9	9	24	-	49	27,500	8.06	38,200	11.20	45,600	13.36	2,052	3,246	5,328
	7	9	15	18	-	49	27,500	8.06	38,200	11.20	45,600	13.36	2,052	3,246	5,328
	7	12	12	18	-	49	27,500	8.06	38,200	11.20	45,600	13.36	2,052	3,246	5,328
	7	12	15	15	-	49	27,500	8.06	38,200	11.20	45,600	13.36	2,052	3,246	5,328
	5	9	12	24	-	50	27,500	8.06	38,200	11.20	45,600	13.36	2,052	3,246	5,328
	5	9	18	18	-	50	27,500	8.06	38,200	11.20	45,600	13.36	2,052	3,246	5,328
	5	12	15	18	-	50	27,500	8.06	38,200	11.20	45,600	13.36	2,052	3,246	5,328
	5	15	15	15	-	50	27,500	8.06	38,200	11.20	45,600	13.36	2,052	3,246	5,328
	7	7	12	24	-	50	27,500	8.06	38,200	11.20	45,600	13.36	2,052	3,246	5,328
	7	7	18	18	-	50	27,500	8.06	38,200	11.20	45,600	13.36	2,052	3,246	5,328
	5	7	15	24	-	51	27,500	8.06	38,200	11.20	45,600	13.36	2,052	3,246	5,328
	9	9	9	24	-	51	27,500	8.06	38,200	11.20	45,600	13.36	2,052	3,246	5,328
	9	9	15	18	-	51	27,500	8.06	38,200	11.20	45,600	13.36	2,052	3,246	5,328
	9	12	12	18	-	51	27,500	8.06	38,200	11.20	45,600	13.36	2,052	3,246	5,328
	9	12	15	15	-	51	27,500	8.06	38,200	11.20	45,600	13.36	2,052	3,246	5,328
	12	12	12	15	-	51	27,500	8.06	38,200	11.20	45,600	13.36	2,052	3,246	5,328
	5	5	18	24	-	52	27,500	8.06	38,200	11.20	45,600	13.36	2,052	3,246	5,328
	7	9	12	24	-	52	27,500	8.06	38,200	11.20	45,600	13.36	2,052	3,246	5,328
	7	9	18	18	-	52	27,500	8.06	38,200	11.20	45,600	13.36	2,052	3,246	5,328
	7	12	15	18	-	52	27,500	8.06	38,200	11.20	45,600	13.36	2,052	3,246	5,328
	7	15	15	15	-	52	27,500	8.06	38,200	11.20	45,600	13.36	2,052	3,246	5,328
	5	9	15	24	-	53	27,500	8.06	38,200	11.20	45,600	13.36	2,052	3,246	5,328
	5	12	12	24	-	53	27,500	8.06	38,200	11.20	45,600	13.36	2,052	3,246	5,328
	5	12	18	18	-	53	27,500	8.06	38,200	11.20	45,600	13.36	2,052	3,246	5,328
	5	15	15	18	-	53	27,500	8.06	38,200	11.20	45,600	13.36	2,052	3,246	5,328
	7	7	15	24	-	53	27,500	8.06	38,200	11.20	45,600	13.36	2,052	3,246	5,328
	5	7	18	24	-	54	27,500	8.06	38,200	11.20	45,600	13.36	2,052	3,246	5,328
	9	9	12	24	-	54	27,500	8.06	38,200	11.20	45,600	13.36	2,052	3,246	5,328
	9	9	18	18	-	54	27,500	8.06	38,200	11.20	45,600	13.36	2,052	3,246	5,328
	9	12	15	18	-	54	27,500	8.06	38,200	11.20	45,600	13.36	2,052	3,246	5,328
	9	15	15	15	-	54	27,500	8.06	38,200	11.20	45,600	13.36	2,052	3,246	5,328
	12	12	12	18	-	54	27,500	8.06	38,200	11.20	45,600	13.36	2,052	3,246	5,328
	12	12	15	15	-	54	27,500	8.06	38,200	11.20	45,600	13.36	2,052	3,246	5,328
	7	9	15	24	-	55	27,500	8.06	38,200	11.20	45,600	13.36	2,052	3,246	5,328
	7	12	12	24	-	55	27,500	8.06	38,200	11.20	45,600	13.36	2,052	3,246	5,328
	7	12	18	18	-	55	27,500	8.06	38,200	11.20	45,600	13.36	2,052	3,246	5,328
	7	15	15	18	-	55	27,500	8.06	38,200	11.20	45,600	13.36	2,052	3,246	5,328
	5	9	18	24	-	56	27,500	8.06	38,200	11.20	45,600	13.36	2,052	3,246	5,328
	5	12	15	24	-	56	27,500	8.06	38,200	11.20	45,600	13.36	2,052	3,246	5,328
	5	15	18	18	-	56	27,500	8.06	38,200	11.20	45,600	13.36	2,052	3,246	5,328
	7	7	18	24	-	56	27,500	8.06	38,200	11.20	45,600	13.36	2,052	3,246	5,328
	9	9	15	24	-	57	27,500	8.06	38,200	11.20	45,600	13.36	2,052	3,246	5,328
	9	12	12	24	-	57	27,500	8.06	38,200	11.20	45,600	13.36	2,052	3,246	5,328
	9	9	15	18	-	51	27,500	8.06	38,200	11.20	45,600	13.36	2,080	3,290	5,400
	9	12	12	18	-	51	27,500	8.06	38,200	11.20	45,600	13.36	2,080	3,290	5,400
	9	12	15	15	-	51	27,500	8.06	38,200	11.20	45,600	13.36	2,080	3,290	5,400
	12	12	12	15	-	51	27,500	8.06	38,200	11.20	45,600	13.36	2,080	3,290	5,400
	5	5	18	24	-	52	27,500	8.06	38,200	11.20	45,600	13.36	2,080	3,290	5,400
	7	9	12	24	-	52	27,500	8.06	38,200	11.20	45,600	13.36	2,080	3,290	5,400
	7	9	18	18	-	52	27,500	8.06	38,200	11.20	45,600	13.36	2,080	3,290	5,400
	7	12	15	18	-	52	27,500	8.06	38,200	11.20	45,600	13.36	2,080	3,290	5,400
	7	15	15	15	-	52	27,500	8.06	38,200	11.20	45,600	13.36	2,080	3,290	5,400
	5	9	15	24	-	53	27,500	8.06	38,200	11.20	45,600	13.36	2,080	3,290	5,400
	5	12	12	24	-	53	27,500	8.06	38,200	11.20	45,600	13.36	2,080	3,290	5,400
	5	12	18	18	-	53	27,500	8.06	38,200	11.20	45,600	13.36	2,080	3,290	5,400
	5	15	15	18	-	53	27,500	8.06	38,200	11.20	45,600	13.36	2,080	3,290	5,400

Note
1. Capacities are based on the following conditions :
   - Cooling : Indoor Ambient Temp. 27°CDB / 19°CWB, Outdoor Ambient Temp. 35°CDB / 24°CWB
   - Heating : Indoor Ambient Temp. 20°CDB / 15°CWB, Outdoor Ambient Temp. 7°CDB / 6°CWB
   - Interconnected piping is standard length and difference of Elevation (Outdoor ~ Indoor Unit) is 0 m.
2. At least two indoor units should be connected. And minimum limit of combination ratio is 40% approximately for rated capacity of outdoor unit.
3. Don't exceed the maximum connectable indoor units number, it can be found in Specifications or combination table of outdoor unit model.

MU5R40

COOLING																
OPERATION	INDOOR UNIT OPERATING (CAPACITY INDEX, kBtu/h)						TOTAL CAPACITY						INPUT(W)		
							MIN.		RATED		MAX.				
	UNIT-A	UNIT-B	UNIT-C	UNIT-D	UNIT-E	TOTAL	Btu/h	kW	Btu/h	kW	Btu/h	kW	MIN.	RATED	MAX.
4 UNIT	7	7	15	24	-	53	27,500	8.06	38,200	11.20	45,600	13.36	2,080	3,290	5,400
	5	7	18	24	-	54	27,500	8.06	38,200	11.20	45,600	13.36	2,080	3,290	5,400
	9	9	12	24	-	54	27,500	8.06	38,200	11.20	45,600	13.36	2,080	3,290	5,400
	9	9	18	18	-	54	27,500	8.06	38,200	11.20	45,600	13.36	2,080	3,290	5,400
	9	12	15	18	-	54	27,500	8.06	38,200	11.20	45,600	13.36	2,080	3,290	5,400
	9	15	15	15	-	54	27,500	8.06	38,200	11.20	45,600	13.36	2,080	3,290	5,400
	12	12	12	18	-	54	27,500	8.06	38,200	11.20	45,600	13.36	2,080	3,290	5,400
	12	12	15	15	-	54	27,500	8.06	38,200	11.20	45,600	13.36	2,080	3,290	5,400
	7	9	15	24	-	55	27,500	8.06	38,200	11.20	45,600	13.36	2,080	3,290	5,400
	7	12	12	24	-	55	27,500	8.06	38,200	11.20	45,600	13.36	2,080	3,290	5,400
	7	12	18	18	-	55	27,500	8.06	38,200	11.20	45,600	13.36	2,080	3,290	5,400
	7	15	15	18	-	55	27,500	8.06	38,200	11.20	45,600	13.36	2,080	3,290	5,400
	5	9	18	24	-	56	27,500	8.06	38,200	11.20	45,600	13.36	2,080	3,290	5,400
	5	12	15	24	-	56	27,500	8.06	38,200	11.20	45,600	13.36	2,080	3,290	5,400
	5	15	18	18	-	56	27,500	8.06	38,200	11.20	45,600	13.36	2,080	3,290	5,400
	7	7	18	24	-	56	27,500	8.06	38,200	11.20	45,600	13.36	2,080	3,290	5,400
	9	9	15	24	-	57	27,500	8.06	38,200	11.20	45,600	13.36	2,080	3,290	5,400
	9	12	12	24	-	57	27,500	8.06	38,200	11.20	45,600	13.36	2,080	3,290	5,400
	9	12	18	18	-	57	27,500	8.06	38,200	11.20	45,600	13.36	2,052	3,246	5,328
	9	15	15	18	-	57	27,500	8.06	38,200	11.20	45,600	13.36	2,052	3,246	5,328
	12	12	15	18	-	57	27,500	8.06	38,200	11.20	45,600	13.36	2,052	3,246	5,328
	12	15	15	15	-	57	27,500	8.06	38,200	11.20	45,600	13.36	2,052	3,246	5,328
	7	9	18	24	-	58	27,500	8.06	38,200	11.20	45,600	13.36	2,052	3,246	5,328
	7	12	15	24	-	58	27,500	8.06	38,200	11.20	45,600	13.36	2,052	3,246	5,328
	7	15	18	18	-	58	27,500	8.06	38,200	11.20	45,600	13.36	2,052	3,246	5,328
	5	12	18	24	-	59	27,500	8.06	38,200	11.20	45,600	13.36	2,052	3,246	5,328
	5	15	15	24	-	59	27,500	8.06	38,200	11.20	45,600	13.36	2,052	3,246	5,328
	5	18	18	18	-	59	27,500	8.06	38,200	11.20	45,600	13.36	2,052	3,246	5,328
	5	7	24	24	-	60	27,500	8.06	38,200	11.20	45,600	13.36	2,052	3,246	5,328
	9	9	18	24	-	60	27,500	8.06	38,200	11.20	45,600	13.36	2,052	3,246	5,328
	9	12	15	24	-	60	27,500	8.06	38,200	11.20	45,600	13.36	2,052	3,246	5,328
	9	15	18	18	-	60	27,500	8.06	38,200	11.20	45,600	13.36	2,052	3,246	5,328
	12	12	12	24	-	60	27,500	8.06	38,200	11.20	45,600	13.36	2,052	3,246	5,328
	12	12	18	18	-	60	27,500	8.06	38,200	11.20	45,600	13.36	2,052	3,246	5,328
	12	15	15	18	-	60	27,500	8.06	38,200	11.20	45,600	13.36	2,052	3,246	5,328
	15	15	15	15	-	60	27,500	8.06	38,200	11.20	45,600	13.36	2,052	3,246	5,328
	7	12	18	24	-	61	27,500	8.06	38,200	11.20	45,600	13.36	2,052	3,246	5,328
	7	15	15	24	-	61	27,500	8.06	38,200	11.20	45,600	13.36	2,052	3,246	5,328
	7	18	18	18	-	61	27,500	8.06	38,200	11.20	45,600	13.36	2,052	3,246	5,328
	5	9	24	24	-	62	27,500	8.06	38,200	11.20	45,600	13.36	2,052	3,246	5,328
	5	15	18	24	-	62	27,500	8.06	38,200	11.20	45,600	13.36	2,052	3,246	5,328
	7	7	24	24	-	62	27,500	8.06	38,200	11.20	45,600	13.36	2,052	3,246	5,328
	9	12	18	24	-	63	27,500	8.06	38,200	11.20	45,600	13.36	2,052	3,246	5,328
	9	15	15	24	-	63	27,500	8.06	38,200	11.20	45,600	13.36	2,052	3,246	5,328
	9	18	18	18	-	63	27,500	8.06	38,200	11.20	45,600	13.36	2,052	3,246	5,328
	12	12	15	24	-	63	27,500	8.06	38,200	11.20	45,600	13.36	2,052	3,246	5,328
	12	15	18	18	-	63	27,500	8.06	38,200	11.20	45,600	13.36	2,052	3,246	5,328
	15	15	15	18	-	63	27,500	8.06	38,200	11.20	45,600	13.36	2,052	3,246	5,328
	7	9	24	24	-	64	27,500	8.06	38,200	11.20	45,600	13.36	2,052	3,246	5,328
	7	15	18	24	-	64	27,500	8.06	38,200	11.20	45,600	13.36	2,052	3,246	5,328
	5	12	24	24	-	65	27,500	8.06	38,200	11.20	45,600	13.36	2,052	3,246	5,328
	5	18	18	24	-	65	27,500	8.06	38,200	11.20	45,600	13.36	2,052	3,246	5,328
	9	9	24	24	-	66	27,500	8.06	38,200	11.20	45,600	13.36	2,052	3,246	5,328
	9	15	18	24	-	66	27,500	8.06	38,200	11.20	45,600	13.36	2,052	3,246	5,328
	12	12	18	24	-	66	27,500	8.06	38,200	11.20	45,600	13.36	2,052	3,246	5,328
	12	15	15	24	-	66	27,500	8.06	38,200	11.20	45,600	13.36	2,052	3,246	5,328
	12	18	18	18	-	66	27,500	8.06	38,200	11.20	45,600	13.36	2,052	3,246	5,328
	15	15	18	18	-	66	27,500	8.06	38,200	11.20	45,600	13.36	2,052	3,246	5,328
	7	12	24	24	-	67	27,500	8.06	38,200	11.20	45,600	13.36	2,052	3,246	5,328
	7	18	18	24	-	67	27,500	8.06	38,200	11.20	45,600	13.36	2,052	3,246	5,328
	5	15	24	24	-	68	27,500	8.06	38,200	11.20	45,600	13.36	2,052	3,246	5,328
	9	12	24	24	-	69	27,500	8.06	38,200	11.20	45,600	13.36	2,052	3,246	5,328
	9	18	18	24	-	69	27,500	8.06	38,200	11.20	45,600	13.36	2,052	3,246	5,328
	12	15	18	24	-	69	27,500	8.06	38,200	11.20	45,600	13.36	2,052	3,246	5,328
	15	15	15	24	-	69	27,500	8.06	38,200	11.20	45,600	13.36	2,052	3,246	5,328
	15	18	18	18	-	69	27,500	8.06	38,200	11.20	45,600	13.36	2,052	3,246	5,328
	7	15	24	24	-	70	27,500	8.06	38,200	11.20	45,600	13.36	2,052	3,246	5,328
	5	18	24	24	-	71	27,500	8.06	38,200	11.20	45,600	13.36	2,052	3,246	5,328
	9	15	24	24	-	72	27,500	8.06	38,200	11.20	45,600	13.36	2,052	3,246	5,328
	12	12	24	24	-	72	27,500	8.06	38,200	11.20	45,600	13.36	2,052	3,246	5,328
	12	18	18	24	-	72	27,500	8.06	38,200	11.20	45,600	13.36	2,052	3,246	5,328
	15	15	18	24	-	72	27,500	8.06	38,200	11.20	45,600	13.36	2,052	3,246	5,328
	18	18	18	18	-	72	27,500	8.06	38,200	11.20	45,600	13.36	2,052	3,246	5,328

Note
1. Capacities are based on the following conditions :
   - Cooling : Indoor Ambient Temp. 27°CDB / 19°CWB, Outdoor Ambient Temp. 35°CDB / 24°CWB
   - Heating : Indoor Ambient Temp. 20°CDB / 15°CWB, Outdoor Ambient Temp. 7°CDB / 6°CWB
   - Interconnected piping is standard length and difference of Elevation (Outdoor ~ Indoor Unit) is 0 m.
2. At least two indoor units should be connected. And minimum limit of combination ratio is 40% approximately for rated capacity of outdoor unit.
3. Don't exceed the maximum connectable indoor units number, it can be found in Specifications or combination table of outdoor unit model.

R32

MU5R40

OPERATION	INDOOR UNIT OPERATING (CAPACITY INDEX, kBtu/h)						COOLING								
							TOTAL CAPACITY						INPUT(W)		
							MIN.		RATED		MAX.				
	UNIT-A	UNIT-B	UNIT-C	UNIT-D	UNIT-E	TOTAL	Btu/h	kW	Btu/h	kW	Btu/h	kW	MIN.	RATED	MAX.
5 UNIT	5	5	5	5	5	25	21,000	6.15	25,000	7.33	36,000	10.55	1,421	1,845	3,049
	5	5	5	5	7	27	22,000	6.45	27,000	7.91	38,000	11.14	1,451	1,993	3,375
	5	5	5	5	9	29	23,000	6.74	29,000	8.50	40,000	11.72	1,539	2,151	3,700
	5	5	5	7	7	29	23,000	6.74	29,000	8.50	40,000	11.72	1,539	2,151	3,700
	5	5	5	7	9	31	24,000	7.03	31,000	9.09	42,000	12.31	1,618	2,299	4,026
	5	5	7	7	7	31	24,000	7.03	31,000	9.09	42,000	12.31	1,618	2,299	4,026
	5	5	5	5	12	32	24,500	7.18	32,000	9.38	43,000	12.60	1,668	2,378	4,194
	5	5	5	9	9	33	25,000	7.33	33,000	9.67	44,000	12.90	1,707	2,457	4,352
	5	5	7	7	9	33	25,000	7.33	33,000	9.67	44,000	12.90	1,707	2,457	4,352
	5	7	7	7	7	33	25,000	7.33	33,000	9.67	44,000	12.90	1,707	2,457	4,352
	5	5	5	7	12	34	25,500	7.47	34,000	9.96	45,000	13.19	1,747	2,526	4,519
	5	5	5	5	15	35	26,000	7.62	35,000	10.26	46,000	13.48	1,786	2,605	4,677
	5	5	7	9	9	35	26,000	7.62	35,000	10.26	46,000	13.48	1,786	2,605	4,677
	5	7	7	7	9	35	26,000	7.62	35,000	10.26	46,000	13.48	1,786	2,605	4,677
	7	7	7	7	7	35	26,000	7.62	35,000	10.26	46,000	13.48	1,786	2,605	4,677
	5	5	5	9	12	36	26,500	7.77	36,000	10.55	47,000	13.77	1,825	2,684	4,845
	5	5	7	7	12	36	26,500	7.77	36,000	10.55	47,000	13.77	1,825	2,684	4,845
	5	5	5	7	15	37	27,000	7.91	37,000	10.84	48,000	14.07	1,875	2,763	5,003
	5	5	9	9	9	37	27,000	7.91	37,000	10.84	48,000	14.07	1,875	2,763	5,003
	5	7	7	9	9	37	27,000	7.91	37,000	10.84	48,000	14.07	1,875	2,763	5,003
	7	7	7	7	9	37	27,000	7.91	37,000	10.84	48,000	14.07	1,875	2,763	5,003
	5	5	5	5	18	38	27,500	8.06	38,000	11.14	49,000	14.36	1,914	2,832	5,171
	5	5	7	9	12	38	27,500	8.06	38,000	11.14	49,000	14.36	1,914	2,832	5,171
	5	7	7	7	12	38	27,500	8.06	38,000	11.14	49,000	14.36	1,914	2,832	5,171
	5	5	5	9	15	39	28,000	8.21	38,200	11.20	50,000	14.65	1,954	2,911	5,328
	5	5	5	12	12	39	28,000	8.21	38,200	11.20	50,000	14.65	1,954	2,911	5,328
	5	5	7	7	15	39	28,000	8.21	38,200	11.20	50,000	14.65	1,954	2,911	5,328
	5	7	9	9	9	39	28,000	8.21	38,200	11.20	50,000	14.65	1,954	2,911	5,328
	7	7	7	9	9	39	28,000	8.21	38,200	11.20	50,000	14.65	1,954	2,911	5,328
	5	5	5	7	18	40	28,000	8.21	38,200	11.20	50,000	14.65	1,954	2,911	5,328
	5	5	9	9	12	40	28,000	8.21	38,200	11.20	50,000	14.65	1,954	2,911	5,328
	5	7	7	9	12	40	28,000	8.21	38,200	11.20	50,000	14.65	1,954	2,911	5,328
	7	7	7	7	12	40	28,000	8.21	38,200	11.20	50,000	14.65	1,954	2,911	5,328
	5	5	7	9	15	41	28,000	8.21	38,200	11.20	50,000	14.65	1,954	2,911	5,328
	5	5	7	12	12	41	28,000	8.21	38,200	11.20	50,000	14.65	1,954	2,911	5,328
	5	7	7	7	15	41	28,000	8.21	38,200	11.20	50,000	14.65	1,954	2,911	5,328
	5	9	9	9	9	41	28,000	8.21	38,200	11.20	50,000	14.65	1,954	2,911	5,328
	7	7	9	9	9	41	28,000	8.21	38,200	11.20	50,000	14.65	1,954	2,911	5,328
	5	5	5	9	18	42	28,000	8.21	38,200	11.20	50,000	14.65	1,954	2,911	5,328
	5	5	5	12	15	42	28,000	8.21	38,200	11.20	50,000	14.65	1,954	2,911	5,328
	5	5	7	7	18	42	28,000	8.21	38,200	11.20	50,000	14.65	1,954	2,911	5,328
	5	7	9	9	12	42	28,000	8.21	38,200	11.20	50,000	14.65	1,954	2,911	5,328
	7	7	7	9	12	42	28,000	8.21	38,200	11.20	50,000	14.65	1,954	2,911	5,328
	5	5	9	12	12	43	28,000	8.21	38,200	11.20	50,000	14.65	1,954	2,911	5,328
	5	7	9	9	12	42	28,000	8.21	38,200	11.20	50,000	14.65	1,954	2,911	5,328
	7	7	7	9	12	42	28,000	8.21	38,200	11.20	50,000	14.65	1,954	2,911	5,328
	5	5	9	12	12	43	28,000	8.21	38,200	11.20	50,000	14.65	1,954	2,911	5,328
	5	7	9	9	12	42	28,000	8.21	38,200	11.20	50,000	14.65	1,954	2,911	5,328
	7	7	7	9	12	42	28,000	8.21	38,200	11.20	50,000	14.65	1,954	2,911	5,328
	5	5	9	12	12	43	28,000	8.21	38,200	11.20	50,000	14.65	1,954	2,911	5,328
	5	5	9	12	12	43	28,000	8.21	38,200	11.20	50,000	14.65	1,954	2,911	5,328
	5	5	9	12	12	43	28,000	8.21	38,200	11.20	50,000	14.65	1,954	2,911	5,328
	5	5	9	9	15	43	28,000	8.21	38,200	11.20	50,000	14.65	1,954	2,911	5,328
	5	7	7	9	15	43	28,000	8.21	38,200	11.20	50,000	14.65	1,954	2,911	5,328
	5	7	7	12	12	43	28,000	8.21	38,200	11.20	50,000	14.65	1,954	2,911	5,328
	7	7	7	7	15	43	28,000	8.21	38,200	11.20	50,000	14.65	1,954	2,911	5,328
	7	9	9	9	9	43	28,000	8.21	38,200	11.20	50,000	14.65	1,954	2,911	5,328
	5	5	5	5	24	44	28,000	8.21	38,200	11.20	50,000	14.65	1,954	2,911	5,328
	5	5	7	9	18	44	28,000	8.21	38,200	11.20	50,000	14.65	1,954	2,911	5,328
	5	5	7	12	15	44	28,000	8.21	38,200	11.20	50,000	14.65	1,954	2,911	5,328
	5	7	7	7	18	44	28,000	8.21	38,200	11.20	50,000	14.65	1,954	2,911	5,328
	5	9	9	9	12	44	28,000	8.21	38,200	11.20	50,000	14.65	1,954	2,911	5,328
	7	7	9	9	12	44	28,000	8.21	38,200	11.20	50,000	14.65	1,954	2,911	5,328
	5	5	5	12	18	45	28,000	8.21	38,200	11.20	50,000	14.65	1,954	2,911	5,328
	5	5	5	15	15	45	28,000	8.21	38,200	11.20	50,000	14.65	1,954	2,911	5,328
	5	7	9	9	15	45	28,000	8.21	38,200	11.20	50,000	14.65	1,954	2,911	5,328
	5	7	9	12	12	45	28,000	8.21	38,200	11.20	50,000	14.65	1,954	2,911	5,328
	7	7	7	9	15	45	28,000	8.21	38,200	11.20	50,000	14.65	1,954	2,911	5,328
	7	7	7	12	12	45	28,000	8.21	38,200	11.20	50,000	14.65	1,954	2,911	5,328
	9	9	9	9	9	45	28,000	8.21	38,200	11.20	50,000	14.65	1,954	2,911	5,328
	5	5	9	12	15	46	28,000	8.21	38,200	11.20	50,000	14.65	1,954	2,911	5,328
	5	5	9	12	15	46	28,000	8.21	38,200	11.20	50,000	14.65	1,954	2,911	5,328
	5	5	9	12	15	46	28,000	8.21	38,200	11.20	50,000	14.65	1,954	2,911	5,328
	5	5	5	7	24	46	28,000	8.21	38,200	11.20	50,000	14.65	1,954	2,911	5,328
	5	5	9	9	18	46	28,000	8.21	38,200	11.20	50,000	14.65	1,954	2,911	5,328
	5	5	12	12	12	46	28,000	8.21	38,200	11.20	50,000	14.65	1,954	2,911	5,328
	5	7	7	9	18	46	28,000	8.21	38,200	11.20	50,000	14.65	1,954	2,911	5,328
	5	7	7	12	15	46	28,000	8.21	38,200	11.20	50,000	14.65	1,954	2,911	5,328
	7	7	7	7	18	46	28,000	8.21	38,200	11.20	50,000	14.65	1,954	2,911	5,328
	7	9	9	9	12	46	28,000	8.21	38,200	11.20	50,000	14.65	1,954	2,911	5,328
	5	5	7	12	18	47	28,000	8.21	38,200	11.20	50,000	14.65	1,954	2,911	5,328
	5	5	7	15	15	47	28,000	8.21	38,200	11.20	50,000	14.65	1,954	2,911	5,328
	5	9	9	9	15	47	28,000	8.21	38,200	11.20	50,000	14.65	1,954	2,911	5,328
	5	9	9	12	12	47	28,000	8.21	38,200	11.20	50,000	14.65	1,954	2,911	5,328
	7	7	9	9	15	47	28,000	8.21	38,200	11.20	50,000	14.65	1,954	2,911	5,328
	7	7	9	12	12	47	28,000	8.21	38,200	11.20	50,000	14.65	1,954	2,911	5,328
	5	5	5	9	24	48	28,000	8.21	38,200	11.20	50,000	14.65	1,954	2,911	5,328
	5	5	5	15	18	48	28,000	8.21	38,200	11.20	50,000	14.65	1,954	2,911	5,328
	5	5	7	7	24	48	28,000	8.21	38,200	11.20	50,000	14.65	1,954	2,911	5,328
	5	7	9	9	18	48	28,000	8.21	38,200	11.20	50,000	14.65	1,954	2,911	5,328
	5	7	9	12	15	48	28,000	8.21	38,200	11.20	50,000	14.65	1,954	2,911	5,328
	5	7	12	12	12	48	28,000	8.21	38,200	11.20	50,000	14.65	1,954	2,911	5,328
	7	7	7	9	18	48	28,000	8.21	38,200	11.20	50,000	14.65	1,954	2,911	5,328

Note

1. Capacities are based on the following conditions :
   - Cooling : Indoor Ambient Temp. 27°CDB / 19°CWB, Outdoor Ambient Temp. 35°CDB / 24°CWB
   - Heating : Indoor Ambient Temp. 20°CDB / 15°CWB, Outdoor Ambient Temp. 7°CDB / 6°CWB
   - Interconnected piping is standard length and difference of Elevation (Outdoor ~ Indoor Unit) is 0 m.
2. At least two indoor units should be connected. And minimum limit of combination ratio is 40% approximately for rated capacity of outdoor unit.
3. Don't exceed the maximum connectable indoor units number, it can be found in Specifications or combination table of outdoor unit model.

R32

MU5R40

OPERATION	INDOOR UNIT OPERATING (CAPACITY INDEX, kBtu/h)						COOLING								
							TOTAL CAPACITY						INPUT(W)		
							MIN.		RATED		MAX.				
	UNIT-A	UNIT-B	UNIT-C	UNIT-D	UNIT-E	TOTAL	Btu/h	kW	Btu/h	kW	Btu/h	kW	MIN.	RATED	MAX.
5 UNIT	7	7	7	12	15	48	28,000	8.21	38,200	11.20	50,000	14.65	1,954	2,911	5,328
	9	9	9	9	12	48	28,000	8.21	38,200	11.20	50,000	14.65	1,954	2,911	5,328
	5	5	9	12	18	49	28,000	8.21	38,200	11.20	50,000	14.65	1,954	2,911	5,328
	5	5	9	12	18	49	28,000	8.21	38,200	11.20	50,000	14.65	1,954	2,911	5,328
	5	5	9	15	15	49	28,000	8.21	38,200	11.20	50,000	14.65	1,954	2,911	5,328
	5	5	12	12	15	49	28,000	8.21	38,200	11.20	50,000	14.65	1,954	2,911	5,328
	5	7	7	12	18	49	28,000	8.21	38,200	11.20	50,000	14.65	1,954	2,911	5,328
	5	7	7	15	15	49	28,000	8.21	38,200	11.20	50,000	14.65	1,954	2,911	5,328
	7	9	9	9	15	49	28,000	8.21	38,200	11.20	50,000	14.65	1,954	2,911	5,328
	7	9	9	12	12	49	28,000	8.21	38,200	11.20	50,000	14.65	1,954	2,911	5,328
	7	7	7	12	15	48	28,000	8.21	38,200	11.20	50,000	14.65	1,954	2,911	5,328
	9	9	9	9	12	48	28,000	8.21	38,200	11.20	50,000	14.65	1,954	2,911	5,328
	5	5	9	12	18	49	28,000	8.21	38,200	11.20	50,000	14.65	1,954	2,911	5,328
	5	5	9	12	18	49	28,000	8.21	38,200	11.20	50,000	14.65	1,954	2,911	5,328
	5	5	9	15	15	49	28,000	8.21	38,200	11.20	50,000	14.65	1,954	2,911	5,328
	5	5	12	12	15	49	28,000	8.21	38,200	11.20	50,000	14.65	1,954	2,911	5,328
	5	7	7	12	18	49	28,000	8.21	38,200	11.20	50,000	14.65	1,954	2,911	5,328
	5	7	7	15	15	49	28,000	8.21	38,200	11.20	50,000	14.65	1,954	2,911	5,328
	7	9	9	9	15	49	28,000	8.21	38,200	11.20	50,000	14.65	1,954	2,911	5,328
	7	9	9	12	12	49	28,000	8.21	38,200	11.20	50,000	14.65	1,954	2,911	5,328
	5	5	7	9	24	50	28,000	8.21	38,200	11.20	50,000	14.65	1,954	2,911	5,328
	5	5	7	15	18	50	28,000	8.21	38,200	11.20	50,000	14.65	1,954	2,911	5,328
	5	7	7	7	24	50	28,000	8.21	38,200	11.20	50,000	14.65	1,954	2,911	5,328
	5	9	9	9	18	50	28,000	8.21	38,200	11.20	50,000	14.65	1,954	2,911	5,328
	5	9	9	12	15	50	28,000	8.21	38,200	11.20	50,000	14.65	1,954	2,911	5,328
	5	9	12	12	12	50	28,000	8.21	38,200	11.20	50,000	14.65	1,954	2,911	5,328
	7	7	9	9	18	50	28,000	8.21	38,200	11.20	50,000	14.65	1,954	2,911	5,328
	7	7	9	12	15	50	28,000	8.21	38,200	11.20	50,000	14.65	1,954	2,911	5,328
	7	7	12	12	12	50	28,000	8.21	38,200	11.20	50,000	14.65	1,954	2,911	5,328
	5	5	5	12	24	51	28,000	8.21	38,200	11.20	50,000	14.65	1,954	2,911	5,328
	5	5	5	18	18	51	28,000	8.21	38,200	11.20	50,000	14.65	1,954	2,911	5,328
	5	7	9	12	18	51	28,000	8.21	38,200	11.20	50,000	14.65	1,954	2,911	5,328
	5	7	9	15	15	51	28,000	8.21	38,200	11.20	50,000	14.65	1,954	2,911	5,328
	5	7	12	12	15	51	28,000	8.21	38,200	11.20	50,000	14.65	1,954	2,911	5,328
	7	7	7	12	18	51	28,000	8.21	38,200	11.20	50,000	14.65	1,954	2,911	5,328
	7	7	7	15	15	51	28,000	8.21	38,200	11.20	50,000	14.65	1,954	2,911	5,328
	9	9	9	9	15	51	28,000	8.21	38,200	11.20	50,000	14.65	1,954	2,911	5,328
	9	9	9	12	12	51	28,000	8.21	38,200	11.20	50,000	14.65	1,954	2,911	5,328
	5	5	9	9	24	52	28,000	8.21	38,200	11.20	50,000	14.65	1,954	2,911	5,328
	5	5	9	15	18	52	28,000	8.21	38,200	11.20	50,000	14.65	1,954	2,911	5,328
	5	5	12	12	18	52	28,000	8.21	38,200	11.20	50,000	14.65	1,954	2,911	5,328
	5	5	12	15	15	52	28,000	8.21	38,200	11.20	50,000	14.65	1,954	2,911	5,328
	5	7	7	9	24	52	28,000	8.21	38,200	11.20	50,000	14.65	1,954	2,911	5,328
	5	7	7	15	18	52	28,000	8.21	38,200	11.20	50,000	14.65	1,954	2,911	5,328
	7	7	7	7	24	52	28,000	8.21	38,200	11.20	50,000	14.65	1,954	2,911	5,328
	7	9	9	9	18	52	28,000	8.21	38,200	11.20	50,000	14.65	1,954	2,911	5,328
	7	9	9	12	15	52	28,000	8.21	38,200	11.20	50,000	14.65	1,954	2,911	5,328
	7	9	12	12	12	52	28,000	8.21	38,200	11.20	50,000	14.65	1,954	2,911	5,328
	5	5	7	12	24	53	28,000	8.21	38,200	11.20	50,000	14.65	1,954	2,911	5,328
	5	5	7	18	18	53	28,000	8.21	38,200	11.20	50,000	14.65	1,954	2,911	5,328
	5	9	9	12	18	53	28,000	8.21	38,200	11.20	50,000	14.65	1,954	2,911	5,328
	5	9	9	15	15	53	28,000	8.21	38,200	11.20	50,000	14.65	1,954	2,911	5,328
	5	9	12	12	15	53	28,000	8.21	38,200	11.20	50,000	14.65	1,954	2,911	5,328
	5	12	12	12	12	53	28,000	8.21	38,200	11.20	50,000	14.65	1,954	2,911	5,328
	7	7	9	12	18	53	28,000	8.21	38,200	11.20	50,000	14.65	1,954	2,911	5,328
	7	7	9	15	15	53	28,000	8.21	38,200	11.20	50,000	14.65	1,954	2,911	5,328
	7	7	12	12	15	53	28,000	8.21	38,200	11.20	50,000	14.65	1,954	2,911	5,328
	5	5	5	15	24	54	28,000	8.21	38,200	11.20	50,000	14.65	1,954	2,911	5,328
	5	7	9	9	24	54	28,000	8.21	38,200	11.20	50,000	14.65	1,954	2,911	5,328
	5	7	9	15	18	54	28,000	8.21	38,200	11.20	50,000	14.65	1,954	2,911	5,328
	5	7	12	12	18	54	28,000	8.21	38,200	11.20	50,000	14.65	1,954	2,911	5,328
	5	7	12	15	15	54	28,000	8.21	38,200	11.20	50,000	14.65	1,954	2,911	5,328
	7	7	7	9	24	54	28,000	8.21	38,200	11.20	50,000	14.65	1,954	2,911	5,328
	7	7	7	15	18	54	28,000	8.21	38,200	11.20	50,000	14.65	1,954	2,911	5,328
	9	9	9	9	18	54	28,000	8.21	38,200	11.20	50,000	14.65	1,954	2,911	5,328
	9	9	9	12	15	54	28,000	8.21	38,200	11.20	50,000	14.65	1,954	2,911	5,328
	9	9	12	12	12	54	28,000	8.21	38,200	11.20	50,000	14.65	1,954	2,911	5,328
	5	5	9	12	24	55	28,000	8.21	38,200	11.20	50,000	14.65	1,954	2,911	5,328
	5	5	9	18	18	55	28,000	8.21	38,200	11.20	50,000	14.65	1,954	2,911	5,328
	5	5	12	15	18	55	28,000	8.21	38,200	11.20	50,000	14.65	1,954	2,911	5,328
	5	5	15	15	15	55	28,000	8.21	38,200	11.20	50,000	14.65	1,954	2,911	5,328
	5	7	7	12	24	55	28,000	8.21	38,200	11.20	50,000	14.65	1,954	2,911	5,328
	5	7	7	18	18	55	28,000	8.21	38,200	11.20	50,000	14.65	1,954	2,911	5,328
	7	9	9	12	18	55	28,000	8.21	38,200	11.20	50,000	14.65	1,954	2,911	5,328
	7	9	9	15	15	55	28,000	8.21	38,200	11.20	50,000	14.65	1,954	2,911	5,328
	7	9	12	12	15	55	28,000	8.21	38,200	11.20	50,000	14.65	1,954	2,911	5,328
	7	12	12	12	12	55	28,000	8.21	38,200	11.20	50,000	14.65	1,954	2,911	5,328
	5	5	7	15	24	56	28,000	8.21	38,200	11.20	50,000	14.65	1,954	2,911	5,328
	5	9	9	9	24	56	28,000	8.21	38,200	11.20	50,000	14.65	1,954	2,911	5,328
	5	9	9	15	18	56	28,000	8.21	38,200	11.20	50,000	14.65	1,954	2,911	5,328
	5	9	12	12	18	56	28,000	8.21	38,200	11.20	50,000	14.65	1,954	2,911	5,328
	5	9	12	15	15	56	28,000	8.21	38,200	11.20	50,000	14.65	1,954	2,911	5,328
	5	12	12	12	15	56	28,000	8.21	38,200	11.20	50,000	14.65	1,954	2,911	5,328
	7	7	9	9	24	56	28,000	8.21	38,200	11.20	50,000	14.65	1,954	2,911	5,328
	7	7	9	15	18	56	28,000	8.21	38,200	11.20	50,000	14.65	1,954	2,911	5,328
	7	7	12	12	18	56	28,000	8.21	38,200	11.20	50,000	14.65	1,954	2,911	5,328
	5	5	5	18	24	57	28,000	8.21	38,200	11.20	50,000	14.65	1,954	2,911	5,328
	5	7	9	12	24	57	28,000	8.21	38,200	11.20	50,000	14.65	1,954	2,911	5,328

Note

1. Capacities are based on the following conditions :
   - Cooling : Indoor Ambient Temp. 27°CDB / 19°CWB, Outdoor Ambient Temp. 35°CDB / 24°CWB
   - Heating : Indoor Ambient Temp. 20°CDB / 15°CWB, Outdoor Ambient Temp. 7°CDB / 6°CWB
   - Interconnected piping is standard length and difference of Elevation (Outdoor ~ Indoor Unit) is 0 m.
2. At least two indoor units should be connected. And minimum limit of combination ratio is 40% approximately for rated capacity of outdoor unit.
3. Don't exceed the maximum connectable indoor units number, it can be found in Specifications or combination table of outdoor unit model.

R32

MU5R40

COOLING																
OPERATION	INDOOR UNIT OPERATING (CAPACITY INDEX, kBtu/h)						TOTAL CAPACITY						INPUT(W)		
							MIN.		RATED		MAX.				
	UNIT-A	UNIT-B	UNIT-C	UNIT-D	UNIT-E	TOTAL	Btu/h	kW	Btu/h	kW	Btu/h	kW	MIN.	RATED	MAX.
5 UNIT	5	7	9	18	18	57	28,000	8.21	38,200	11.20	50,000	14.65	1,954	2,911	5,328
	5	7	12	15	18	57	28,000	8.21	38,200	11.20	50,000	14.65	1,954	2,911	5,328
	5	7	15	15	15	57	28,000	8.21	38,200	11.20	50,000	14.65	1,954	2,911	5,328
	7	7	7	12	24	57	28,000	8.21	38,200	11.20	50,000	14.65	1,954	2,911	5,328
	7	7	7	18	18	57	28,000	8.21	38,200	11.20	50,000	14.65	1,954	2,911	5,328
	9	9	9	12	18	57	28,000	8.21	38,200	11.20	50,000	14.65	1,954	2,911	5,328
	9	9	9	15	15	57	28,000	8.21	38,200	11.20	50,000	14.65	1,954	2,911	5,328
	9	9	12	12	15	57	28,000	8.21	38,200	11.20	50,000	14.65	1,954	2,911	5,328
	9	12	12	12	12	57	28,000	8.21	38,200	11.20	50,000	14.65	1,954	2,911	5,328
	5	5	9	15	24	58	28,000	8.21	38,200	11.20	50,000	14.65	1,954	2,911	5,328
	5	5	12	12	24	58	28,000	8.21	38,200	11.20	50,000	14.65	1,954	2,911	5,328
	5	5	12	18	18	58	28,000	8.21	38,200	11.20	50,000	14.65	1,954	2,911	5,328
	5	5	15	15	18	58	28,000	8.21	38,200	11.20	50,000	14.65	1,954	2,911	5,328
	5	7	7	15	24	58	28,000	8.21	38,200	11.20	50,000	14.65	1,954	2,911	5,328
	7	9	9	9	24	58	28,000	8.21	38,200	11.20	50,000	14.65	1,954	2,911	5,328
	7	9	9	15	18	58	28,000	8.21	38,200	11.20	50,000	14.65	1,954	2,911	5,328
	7	9	12	12	18	58	28,000	8.21	38,200	11.20	50,000	14.65	1,954	2,911	5,328
	7	9	12	15	15	58	28,000	8.21	38,200	11.20	50,000	14.65	1,954	2,911	5,328
	7	12	12	12	15	58	28,000	8.21	38,200	11.20	50,000	14.65	1,954	2,911	5,328
	5	5	7	18	24	59	28,000	8.21	38,200	11.20	50,000	14.65	1,954	2,911	5,328
	5	9	9	12	24	59	28,000	8.21	38,200	11.20	50,000	14.65	1,954	2,911	5,328
	5	9	9	18	18	59	28,000	8.21	38,200	11.20	50,000	14.65	1,954	2,911	5,328
	5	9	12	15	18	59	28,000	8.21	38,200	11.20	50,000	14.65	1,954	2,911	5,328
	5	9	15	15	15	59	28,000	8.21	38,200	11.20	50,000	14.65	1,954	2,911	5,328
	5	12	12	12	18	59	28,000	8.21	38,200	11.20	50,000	14.65	1,954	2,911	5,328
	5	12	12	15	15	59	28,000	8.21	38,200	11.20	50,000	14.65	1,954	2,911	5,328
	7	7	9	12	24	59	28,000	8.21	38,200	11.20	50,000	14.65	1,954	2,911	5,328
	7	7	9	18	18	59	28,000	8.21	38,200	11.20	50,000	14.65	1,954	2,911	5,328
	7	7	15	15	15	59	28,000	8.21	38,200	11.20	50,000	14.65	1,954	2,911	5,328
	5	7	9	15	24	60	28,000	8.21	38,200	11.20	50,000	14.65	1,954	2,911	5,328
	5	7	12	12	24	60	28,000	8.21	38,200	11.20	50,000	14.65	1,954	2,911	5,328
	5	7	12	18	18	60	28,000	8.21	38,200	11.20	50,000	14.65	1,954	2,911	5,328
	5	7	15	15	18	60	28,000	8.21	38,200	11.20	50,000	14.65	1,954	2,911	5,328
	7	7	7	15	24	60	28,000	8.21	38,200	11.20	50,000	14.65	1,954	2,911	5,328
	9	9	9	9	24	60	28,000	8.21	38,200	11.20	50,000	14.65	1,954	2,911	5,328
	9	9	9	15	18	60	28,000	8.21	38,200	11.20	50,000	14.65	1,954	2,911	5,328
	9	9	12	12	18	60	28,000	8.21	38,200	11.20	50,000	14.65	1,954	2,911	5,328
	9	12	12	12	15	60	28,000	8.21	38,200	11.20	50,000	14.65	1,954	2,911	5,328
	12	12	12	12	12	60	28,000	8.21	38,200	11.20	50,000	14.65	1,954	2,911	5,328
	5	5	9	18	24	61	28,000	8.21	38,200	11.20	50,000	14.65	1,954	2,911	5,328
	5	5	12	15	24	61	28,000	8.21	38,200	11.20	50,000	14.65	1,954	2,911	5,328
	5	5	15	18	18	61	28,000	8.21	38,200	11.20	50,000	14.65	1,954	2,911	5,328
	5	7	7	18	24	61	28,000	8.21	38,200	11.20	50,000	14.65	1,954	2,911	5,328
	7	9	9	12	24	61	28,000	8.21	38,200	11.20	50,000	14.65	1,954	2,911	5,328
	5	5	12	15	24	61	28,000	8.21	38,200	11.20	50,000	14.65	1,954	2,911	5,328
	5	5	15	18	18	61	28,000	8.21	38,200	11.20	50,000	14.65	1,954	2,911	5,328
	5	7	7	18	24	61	28,000	8.21	38,200	11.20	50,000	14.65	1,954	2,911	5,328
	7	9	9	12	24	61	28,000	8.21	38,200	11.20	50,000	14.65	1,954	2,911	5,328
	5	5	12	15	24	61	28,000	8.21	38,200	11.20	50,000	14.65	1,954	2,911	5,328
	5	5	15	18	18	61	28,000	8.21	38,200	11.20	50,000	14.65	1,954	2,911	5,328
	7	9	9	18	18	61	28,000	8.21	38,200	11.20	50,000	14.65	1,954	2,911	5,328
	7	9	12	15	18	61	28,000	8.21	38,200	11.20	50,000	14.65	1,954	2,911	5,328
	7	9	15	15	15	61	28,000	8.21	38,200	11.20	50,000	14.65	1,954	2,911	5,328
	7	12	12	12	18	61	28,000	8.21	38,200	11.20	50,000	14.65	1,954	2,911	5,328
	7	12	12	15	15	61	28,000	8.21	38,200	11.20	50,000	14.65	1,954	2,911	5,328
	5	9	9	15	24	62	28,000	8.21	38,200	11.20	50,000	14.65	1,954	2,911	5,328
	5	9	12	12	24	62	28,000	8.21	38,200	11.20	50,000	14.65	1,954	2,911	5,328
	5	9	12	18	18	62	28,000	8.21	38,200	11.20	50,000	14.65	1,954	2,911	5,328
	5	9	15	15	18	62	28,000	8.21	38,200	11.20	50,000	14.65	1,954	2,911	5,328
	5	12	12	15	18	62	28,000	8.21	38,200	11.20	50,000	14.65	1,954	2,911	5,328
	5	12	15	15	15	62	28,000	8.21	38,200	11.20	50,000	14.65	1,954	2,911	5,328
	7	7	9	15	24	62	28,000	8.21	38,200	11.20	50,000	14.65	1,954	2,911	5,328
	7	7	12	12	24	62	28,000	8.21	38,200	11.20	50,000	14.65	1,954	2,911	5,328
	7	7	15	15	18	62	28,000	8.21	38,200	11.20	50,000	14.65	1,954	2,911	5,328
	5	5	5	24	24	63	28,000	8.21	38,200	11.20	50,000	14.65	1,954	2,911	5,328
	5	7	9	18	24	63	28,000	8.21	38,200	11.20	50,000	14.65	1,954	2,911	5,328
	5	7	12	15	24	63	28,000	8.21	38,200	11.20	50,000	14.65	1,954	2,911	5,328
	5	7	15	18	18	63	28,000	8.21	38,200	11.20	50,000	14.65	1,954	2,911	5,328
	7	7	7	18	24	63	28,000	8.21	38,200	11.20	50,000	14.65	1,954	2,911	5,328
	9	9	9	12	24	63	28,000	8.21	38,200	11.20	50,000	14.65	1,954	2,911	5,328
	9	9	9	18	18	63	28,000	8.21	38,200	11.20	50,000	14.65	1,954	2,911	5,328
	9	9	15	15	15	63	28,000	8.21	38,200	11.20	50,000	14.65	1,954	2,911	5,328
	9	12	12	12	18	63	28,000	8.21	38,200	11.20	50,000	14.65	1,954	2,911	5,328
	9	12	12	15	15	63	28,000	8.21	38,200	11.20	50,000	14.65	1,954	2,911	5,328
	12	12	12	12	15	63	28,000	8.21	38,200	11.20	50,000	14.65	1,954	2,911	5,328
	5	5	12	18	24	64	28,000	8.21	38,200	11.20	50,000	14.65	1,954	2,911	5,328
	5	5	15	15	24	64	28,000	8.21	38,200	11.20	50,000	14.65	1,954	2,911	5,328
	5	5	18	18	18	64	28,000	8.21	38,200	11.20	50,000	14.65	1,954	2,911	5,328
	7	9	9	15	24	64	28,000	8.21	38,200	11.20	50,000	14.65	1,954	2,911	5,328
	7	9	12	12	24	64	28,000	8.21	38,200	11.20	50,000	14.65	1,954	2,911	5,328
	7	9	12	18	18	64	28,000	8.21	38,200	11.20	50,000	14.65	1,954	2,911	5,328
	7	9	15	15	18	64	28,000	8.21	38,200	11.20	50,000	14.65	1,954	2,911	5,328
	7	12	12	15	18	64	28,000	8.21	38,200	11.20	50,000	14.65	1,954	2,911	5,328
	7	12	15	15	15	64	28,000	8.21	38,200	11.20	50,000	14.65	1,954	2,911	5,328
	5	5	7	24	24	65	28,000	8.21	38,200	11.20	50,000	14.65	1,954	2,911	5,328
	5	9	9	18	24	65	28,000	8.21	38,200	11.20	50,000	14.65	1,954	2,911	5,328
	5	9	12	15	24	65	28,000	8.21	38,200	11.20	50,000	14.65	1,954	2,911	5,328
	5	9	15	18	18	65	28,000	8.21	38,200	11.20	50,000	14.65	1,954	2,911	5,328
	5	12	12	12	24	65	28,000	8.21	38,200	11.20	50,000	14.65	1,954	2,911	5,328
	5	12	12	18	18	65	28,000	8.21	38,200	11.20	50,000	14.65	1,954	2,911	5,328
	5	12	15	15	18	65	28,000	8.21	38,200	11.20	50,000	14.65	1,954	2,911	5,328
	5	15	15	15	15	65	28,000	8.21	38,200	11.20	50,000	14.65	1,954	2,911	5,328
	7	7	9	18	24	65	28,000	8.21	38,200	11.20	50,000	14.65	1,954	2,911	5,328
	7	7	15	18	18	65	28,000	8.21	38,200	11.20	50,000	14.65	1,954	2,911	5,328

Note

1. Capacities are based on the following conditions :
   - Cooling : Indoor Ambient Temp. 27°CDB / 19°CWB, Outdoor Ambient Temp. 35°CDB / 24°CWB
   - Heating : Indoor Ambient Temp. 20°CDB / 15°CWB, Outdoor Ambient Temp. 7°CDB / 6°CWB
   - Interconnected piping is standard length and difference of Elevation (Outdoor ~ Indoor Unit) is 0 m.
2. At least two indoor units should be connected. And minimum limit of combination ratio is 40% approximately for rated capacity of outdoor unit.
3. Don't exceed the maximum connectable indoor units number, it can be found in Specifications or combination table of outdoor unit model.

R32

MU5R40

COOLING																
OPERATION	INDOOR UNIT OPERATING (CAPACITY INDEX, kBtu/h)						TOTAL CAPACITY						INPUT(W)		
							MIN.		RATED		MAX.				
	UNIT-A	UNIT-B	UNIT-C	UNIT-D	UNIT-E	TOTAL	Btu/h	kW	Btu/h	kW	Btu/h	kW	MIN.	RATED	MAX.
5 UNIT	5	7	12	18	24	66	28,000	8.21	38,200	11.20	50,000	14.65	1,954	2,911	5,328
	5	7	15	15	24	66	28,000	8.21	38,200	11.20	50,000	14.65	1,954	2,911	5,328
	5	7	18	18	18	66	28,000	8.21	38,200	11.20	50,000	14.65	1,954	2,911	5,328
	9	9	9	15	24	66	28,000	8.21	38,200	11.20	50,000	14.65	1,954	2,911	5,328
	9	9	12	12	24	66	28,000	8.21	38,200	11.20	50,000	14.65	1,954	2,911	5,328
	9	9	15	15	18	66	28,000	8.21	38,200	11.20	50,000	14.65	1,954	2,911	5,328
	9	12	12	15	18	66	28,000	8.21	38,200	11.20	50,000	14.65	1,954	2,911	5,328
	9	12	15	15	15	66	28,000	8.21	38,200	11.20	50,000	14.65	1,954	2,911	5,328
	12	12	12	12	18	66	28,000	8.21	38,200	11.20	50,000	14.65	1,954	2,911	5,328
	12	12	12	15	15	66	28,000	8.21	38,200	11.20	50,000	14.65	1,954	2,911	5,328
	5	5	9	24	24	67	28,000	8.21	38,200	11.20	50,000	14.65	1,954	2,911	5,328
	5	5	15	18	24	67	28,000	8.21	38,200	11.20	50,000	14.65	1,954	2,911	5,328
	5	7	7	24	24	67	28,000	8.21	38,200	11.20	50,000	14.65	1,954	2,911	5,328
	7	9	9	18	24	67	28,000	8.21	38,200	11.20	50,000	14.65	1,954	2,911	5,328
	7	9	12	15	24	67	28,000	8.21	38,200	11.20	50,000	14.65	1,954	2,911	5,328
	7	9	15	18	18	67	28,000	8.21	38,200	11.20	50,000	14.65	1,954	2,911	5,328
	7	12	12	12	24	67	28,000	8.21	38,200	11.20	50,000	14.65	1,954	2,911	5,328
	7	12	12	18	18	67	28,000	8.21	38,200	11.20	50,000	14.65	1,954	2,911	5,328
	7	12	15	15	18	67	28,000	8.21	38,200	11.20	50,000	14.65	1,954	2,911	5,328
	7	15	15	15	15	67	28,000	8.21	38,200	11.20	50,000	14.65	1,954	2,911	5,328
	5	9	12	18	24	68	28,000	8.21	38,200	11.20	50,000	14.65	1,954	2,911	5,328
	5	9	12	18	24	68	28,000	8.21	38,200	11.20	50,000	14.65	1,954	2,911	5,328
	5	9	15	15	24	68	28,000	8.21	38,200	11.20	50,000	14.65	1,954	2,911	5,328
	5	9	18	18	18	68	28,000	8.21	38,200	11.20	50,000	14.65	1,954	2,911	5,328
	5	12	12	15	24	68	28,000	8.21	38,200	11.20	50,000	14.65	1,954	2,911	5,328
	5	12	15	18	18	68	28,000	8.21	38,200	11.20	50,000	14.65	1,954	2,911	5,328
	5	15	15	15	18	68	28,000	8.21	38,200	11.20	50,000	14.65	1,954	2,911	5,328
	7	7	15	15	24	68	28,000	8.21	38,200	11.20	50,000	14.65	1,954	2,911	5,328
	7	7	18	18	18	68	28,000	8.21	38,200	11.20	50,000	14.65	1,954	2,911	5,328
	5	7	9	24	24	69	28,000	8.21	38,200	11.20	50,000	14.65	1,954	2,911	5,328
	5	7	15	18	24	69	28,000	8.21	38,200	11.20	50,000	14.65	1,954	2,911	5,328
	7	7	7	24	24	69	28,000	8.21	38,200	11.20	50,000	14.65	1,954	2,911	5,328
	9	9	9	18	24	69	28,000	8.21	38,200	11.20	50,000	14.65	1,954	2,911	5,328
	9	9	15	18	18	69	28,000	8.21	38,200	11.20	50,000	14.65	1,954	2,911	5,328
	9	12	12	12	24	69	28,000	8.21	38,200	11.20	50,000	14.65	1,954	2,911	5,328
	9	12	12	18	18	69	28,000	8.21	38,200	11.20	50,000	14.65	1,954	2,911	5,328
	9	12	15	15	18	69	28,000	8.21	38,200	11.20	50,000	14.65	1,954	2,911	5,328
	9	15	15	15	15	69	28,000	8.21	38,200	11.20	50,000	14.65	1,954	2,911	5,328
	12	12	12	15	18	69	28,000	8.21	38,200	11.20	50,000	14.65	1,954	2,911	5,328
	12	12	15	15	15	69	28,000	8.21	38,200	11.20	50,000	14.65	1,954	2,911	5,328
	5	5	12	24	24	70	28,000	8.21	38,200	11.20	50,000	14.65	1,954	2,911	5,328
	5	5	18	18	24	70	28,000	8.21	38,200	11.20	50,000	14.65	1,954	2,911	5,328
	7	9	12	18	24	70	28,000	8.21	38,200	11.20	50,000	14.65	1,954	2,911	5,328
	7	9	15	15	24	70	28,000	8.21	38,200	11.20	50,000	14.65	1,954	2,911	5,328
	7	9	18	18	18	70	28,000	8.21	38,200	11.20	50,000	14.65	1,954	2,911	5,328
	7	12	12	15	24	70	28,000	8.21	38,200	11.20	50,000	14.65	1,954	2,911	5,328
	7	12	15	18	18	70	28,000	8.21	38,200	11.20	50,000	14.65	1,954	2,911	5,328
	7	15	15	15	18	70	28,000	8.21	38,200	11.20	50,000	14.65	1,954	2,911	5,328
	5	9	9	24	24	71	28,000	8.21	38,200	11.20	50,000	14.65	1,954	2,911	5,328
	5	9	15	18	24	71	28,000	8.21	38,200	11.20	50,000	14.65	1,954	2,911	5,328
	5	12	12	18	24	71	28,000	8.21	38,200	11.20	50,000	14.65	1,954	2,911	5,328
	5	12	15	15	24	71	28,000	8.21	38,200	11.20	50,000	14.65	1,954	2,911	5,328
	5	12	18	18	18	71	28,000	8.21	38,200	11.20	50,000	14.65	1,954	2,911	5,328
	5	15	15	18	18	71	28,000	8.21	38,200	11.20	50,000	14.65	1,954	2,911	5,328
	7	7	9	24	24	71	28,000	8.21	38,200	11.20	50,000	14.65	1,954	2,911	5,328
	7	7	15	18	24	71	28,000	8.21	38,200	11.20	50,000	14.65	1,954	2,911	5,328
	5	7	12	24	24	72	28,000	8.21	38,200	11.20	50,000	14.65	1,954	2,911	5,328
	5	7	18	18	24	72	28,000	8.21	38,200	11.20	50,000	14.65	1,954	2,911	5,328
	9	9	15	15	24	72	28,000	8.21	38,200	11.20	50,000	14.65	1,954	2,911	5,328
	9	9	18	18	18	72	28,000	8.21	38,200	11.20	50,000	14.65	1,954	2,911	5,328
	9	12	12	15	24	72	28,000	8.21	38,200	11.20	50,000	14.65	1,954	2,911	5,328
	9	12	15	18	18	72	28,000	8.21	38,200	11.20	50,000	14.65	1,954	2,911	5,328
	9	15	15	15	18	72	28,000	8.21	38,200	11.20	50,000	14.65	1,954	2,911	5,328
	12	12	12	18	18	72	28,000	8.21	38,200	11.20	50,000	14.65	1,954	2,911	5,328
	12	12	12	12	24	72	28,000	8.21	38,200	11.20	50,000	14.65	1,954	2,911	5,328
	12	12	15	15	18	72	28,000	8.21	38,200	11.20	50,000	14.65	1,954	2,911	5,328
	12	15	15	15	15	72	28,000	8.21	38,200	11.20	50,000	14.65	1,954	2,911	5,328

Note

1. Capacities are based on the following conditions :
   - Cooling : Indoor Ambient Temp. 27°CDB / 19°CWB, Outdoor Ambient Temp. 35°CDB / 24°CWB
   - Heating : Indoor Ambient Temp. 20°CDB / 15°CWB, Outdoor Ambient Temp. 7°CDB / 6°CWB
   - Interconnected piping is standard length and difference of Elevation (Outdoor ~ Indoor Unit) is 0 m.
2. At least two indoor units should be connected. And minimum limit of combination ratio is 40% approximately for rated capacity of outdoor unit.
3. Don't exceed the maximum connectable indoor units number, it can be found in Specifications or combination table of outdoor unit model.

R32

MU5R40

HEATING																
OPERATION	INDOOR UNIT OPERATING (CAPACITY INDEX, kBtu/h)						TOTAL CAPACITY						INPUT(W)			
							MIN.		RATED		MAX.					
	UNIT-A	UNIT-B	UNIT-C	UNIT-D	UNIT-E	TOTAL	Btu/h	kW	Btu/h	kW	Btu/h	kW	MIN.	RATED	MAX.	
2 UNIT	5	5	-	-	-	10	11,400	3.34	12,000	3.52	18,840	5.52	627	817	1,502	
	5	7	-	-	-	12	11,847	3.47	14,400	4.22	20,851	6.11	694	1,008	1,768	
	5	9	-	-	-	14	12,294	3.60	16,800	4.92	22,862	6.70	760	1,198	2,025	
	7	7	-	-	-	14	12,294	3.60	16,800	4.92	22,862	6.70	760	1,198	2,025	
	7	9	-	-	-	16	12,742	3.73	19,200	5.63	24,873	7.29	827	1,397	2,291	
	5	12	-	-	-	17	12,965	3.80	20,400	5.98	25,879	7.58	856	1,492	2,424	
	9	9	-	-	-	18	13,189	3.87	21,600	6.33	26,884	7.88	884	1,597	2,557	
	7	12	-	-	-	19	13,413	3.93	22,800	6.68	27,890	8.17	922	1,711	2,690	
	5	15	-	-	-	20	13,636	4.00	24,000	7.03	28,895	8.47	951	1,816	2,814	
	9	12	-	-	-	21	13,860	4.06	25,200	7.39	29,901	8.76	989	1,930	2,947	
	7	15	-	-	-	22	14,083	4.13	26,400	7.74	30,906	9.06	1,017	2,044	3,080	
	5	18	-	-	-	23	14,307	4.19	27,600	8.09	31,912	9.35	1,055	2,158	3,213	
	9	15	-	-	-	24	14,531	4.26	28,800	8.44	32,917	9.65	1,084	2,281	3,346	
	12	12	-	-	-	24	14,531	4.26	28,800	8.44	32,917	9.65	1,084	2,281	3,346	
	7	18	-	-	-	25	14,754	4.32	30,000	8.79	33,923	9.94	1,112	2,405	3,479	
	9	18	-	-	-	27	15,202	4.46	32,400	9.50	35,934	10.53	1,179	2,652	3,745	
	12	15	-	-	-	27	15,202	4.46	32,400	9.50	35,934	10.53	1,179	2,652	3,745	
	5	24	-	-	-	29	15,649	4.59	34,800	10.20	37,945	11.12	1,245	2,918	4,002	
	12	18	-	-	-	30	15,872	4.65	36,000	10.55	38,950	11.42	1,274	3,061	4,135	
	15	15	-	-	-	30	15,872	4.65	36,000	10.55	38,950	11.42	1,274	3,061	4,135	
	7	24	-	-	-	31	16,096	4.72	37,200	10.90	39,956	11.71	1,312	3,203	4,268	
	9	24	-	-	-	33	16,543	4.85	39,600	11.61	41,967	12.30	1,378	3,489	4,534	
	15	18	-	-	-	33	16,543	4.85	39,600	11.61	41,967	12.30	1,378	3,489	4,534	
	18	18	-	-	-	36	17,214	5.05	42,000	12.31	44,983	13.18	1,473	3,802	4,924	
	12	24	-	-	-	36	17,214	5.05	42,000	12.31	44,983	13.18	1,473	3,802	4,924	
	15	24	-	-	-	39	17,885	5.24	42,700	12.51	48,000	14.07	1,568	3,897	5,323	
	18	24	-	-	-	42	17,885	5.24	42,700	12.51	48,000	14.07	1,568	3,897	5,323	
	24	24	-	-	-	48	17,885	5.24	42,700	12.51	48,000	14.07	1,568	3,897	5,323	
3 UNIT	5	5	5	-	-	15	15,000	4.40	18,000	5.28	27,600	8.09	751	1,169	2,167	
	5	5	7	-	-	17	15,706	4.60	20,400	5.98	29,467	8.64	837	1,350	2,443	
	5	5	9	-	-	19	16,412	4.81	22,800	6.68	31,333	9.18	913	1,530	2,700	
	5	7	7	-	-	19	16,412	4.81	22,800	6.68	31,333	9.18	913	1,530	2,700	
	7	7	7	-	-	21	17,119	5.02	25,200	7.39	33,200	9.73	998	1,711	2,956	
	5	7	9	-	-	21	17,119	5.02	25,200	7.39	33,200	9.73	998	1,711	2,956	
	5	5	12	-	-	22	17,472	5.12	26,400	7.74	34,133	10.00	1,036	1,806	3,089	
	5	9	9	-	-	23	17,825	5.22	27,600	8.09	35,067	10.28	1,074	1,901	3,213	
	7	7	9	-	-	23	17,825	5.22	27,600	8.09	35,067	10.28	1,074	1,901	3,213	
	5	7	12	-	-	24	18,178	5.33	28,800	8.44	36,000	10.55	1,122	1,996	3,346	
	5	5	15	-	-	25	18,531	5.43	30,000	8.79	36,933	10.82	1,160	2,101	3,470	
	7	9	9	-	-	25	18,531	5.43	30,000	8.79	36,933	10.82	1,160	2,101	3,470	
	5	9	12	-	-	26	18,884	5.53	31,200	9.14	37,867	11.10	1,198	2,196	3,603	
	7	7	12	-	-	26	18,884	5.53	31,200	9.14	37,867	11.10	1,198	2,196	3,603	
	5	7	15	-	-	27	19,237	5.64	32,400	9.50	38,800	11.37	1,236	2,300	3,726	
	9	9	9	-	-	27	19,237	5.64	32,400	9.50	38,800	11.37	1,236	2,300	3,726	
	5	5	18	-	-	28	19,590	5.74	33,600	9.85	39,733	11.65	1,283	2,405	3,859	
	7	9	12	-	-	28	19,590	5.74	33,600	9.85	39,733	11.65	1,283	2,405	3,859	
	5	9	15	-	-	29	19,943	5.85	34,800	10.20	40,667	11.92	1,321	2,510	3,983	
	5	12	12	-	-	29	19,943	5.85	34,800	10.20	40,667	11.92	1,321	2,510	3,983	
	7	7	15	-	-	29	19,943	5.85	34,800	10.20	40,667	11.92	1,321	2,510	3,983	
	5	7	18	-	-	30	20,296	5.95	36,000	10.55	41,600	12.19	1,359	2,614	4,116	
	9	9	12	-	-	30	20,296	5.95	36,000	10.55	41,600	12.19	1,359	2,614	4,116	
	7	9	15	-	-	31	20,649	6.05	37,200	10.90	42,533	12.47	1,397	2,728	4,249	
	7	12	12	-	-	31	20,649	6.05	37,200	10.90	42,533	12.47	1,397	2,728	4,249	
	5	9	18	-	-	32	21,002	6.16	38,400	11.25	43,467	12.74	1,445	2,842	4,373	
	5	12	15	-	-	32	21,002	6.16	38,400	11.25	43,467	12.74	1,445	2,842	4,373	
	7	7	18	-	-	32	21,002	6.16	38,400	11.25	43,467	12.74	1,445	2,842	4,373	
	9	9	15	-	-	33	21,356	6.26	39,600	11.61	44,400	13.01	1,483	2,947	4,506	
	9	12	12	-	-	33	21,356	6.26	39,600	11.61	44,400	13.01	1,483	2,947	4,506	
	5	5	24	-	-	34	21,709	6.36	40,800	11.96	45,333	13.29	1,521	3,061	4,629	
	7	9	18	-	-	34	21,709	6.36	40,800	11.96	45,333	13.29	1,521	3,061	4,629	
	7	12	15	-	-	34	21,709	6.36	40,800	11.96	45,333	13.29	1,521	3,061	4,629	
	5	12	18	-	-	35	22,062	6.47	42,000	12.31	46,267	13.56	1,559	3,175	4,762	
	5	15	15	-	-	35	22,062	6.47	42,000	12.31	46,267	13.56	1,559	3,175	4,762	
	5	7	24	-	-	36	22,415	6.57	42,000	12.31	47,200	13.83	1,606	3,175	4,886	
	9	9	18	-	-	36	22,415	6.57	42,000	12.31	47,200	13.83	1,606	3,175	4,886	
	9	12	15	-	-	36	22,415	6.57	42,000	12.31	47,200	13.83	1,606	3,175	4,886	
	12	12	12	-	-	36	22,415	6.57	42,000	12.31	47,200	13.83	1,606	3,175	4,886	
	7	12	18	-	-	37	22,768	6.67	42,000	12.31	48,133	14.11	1,644	3,175	5,019	
	7	15	15	-	-	37	22,768	6.67	42,000	12.31	48,133	14.11	1,644	3,175	5,019	
	5	9	24	-	-	38	23,121	6.78	42,000	12.31	49,067	14.38	1,683	3,175	5,143	
	5	15	18	-	-	38	23,121	6.78	42,000	12.31	49,067	14.38	1,683	3,175	5,143	
	7	7	24	-	-	38	23,121	6.78	42,000	12.31	49,067	14.38	1,683	3,175	5,143	
	9	12	18	-	-	39	23,474	6.88	42,700	12.51	50,000	14.65	1,721	3,260	5,276	
	9	15	15	-	-	39	23,474	6.88	42,700	12.51	50,000	14.65	1,721	3,260	5,276	
	12	12	15	-	-	39	23,474	6.88	42,700	12.51	50,000	14.65	1,721	3,260	5,276	
	7	9	24	-	-	40	23,474	6.88	42,700	12.51	50,000	14.65	1,721	3,260	5,276	
	7	15	18	-	-	40	23,474	6.88	42,700	12.51	50,000	14.65	1,721	3,260	5,276	
	5	12	24	-	-	41	23,474	6.88	42,700	12.51	50,000	14.65	1,721	3,260	5,276	
	5	18	18	-	-	41	23,474	6.88	42,700	12.51	50,000	14.65	1,721	3,260	5,276	
	9	9	24	-	-	42	23,474	6.88	42,700	12.51	50,000	14.65	1,721	3,260	5,276	
	9	15	18	-	-	42	23,474	6.88	42,700	12.51	50,000	14.65	1,721	3,260	5,276	
	12	12	18	-	-	42	23,474	6.88	42,700	12.51	50,000	14.65	1,721	3,260	5,276	
	12	15	15	-	-	42	23,474	6.88	42,700	12.51	50,000	14.65	1,721	3,260	5,276	
	7	12	24	-	-	43	23,474	6.88	42,700	12.51	50,000	14.65	1,721	3,260	5,276	
	7	18	18	-	-	43	23,474	6.88	42,700	12.51	50,000	14.65	1,721	3,260	5,276	
	5	15	24	-	-	44	23,474	6.88	42,700	12.51	50,000	14.65	1,721	3,260	5,276	
	9	12	24	-	-	45	23,474	6.88	42,700	12.51	50,000	14.65	1,721	3,260	5,276	
	9	18	18	-	-	45	23,474	6.88	42,700	12.51	50,000	14.65	1,721	3,260	5,276	

Note

1. Capacities are based on the following conditions :
   - Cooling : Indoor Ambient Temp. 27°CDB / 19°CWB, Outdoor Ambient Temp. 35°CDB / 24°CWB
   - Heating : Indoor Ambient Temp. 20°CDB / 15°CWB, Outdoor Ambient Temp. 7°CDB / 6°CWB
   - Interconnected piping is standard length and difference of Elevation (Outdoor ~ Indoor Unit) is 0 m.
2. At least two indoor units should be connected. And minimum limit of combination ratio is 40% approximately for rated capacity of outdoor unit.
3. Don't exceed the maximum connectable indoor units number, it can be found in Specifications or combination table of outdoor unit model.

R32

MU5R40

HEATING																
OPERATION	INDOOR UNIT OPERATING (CAPACITY INDEX, kBtu/h)						TOTAL CAPACITY						INPUT(W)			
							MIN.		RATED		MAX.					
	UNIT-A	UNIT-B	UNIT-C	UNIT-D	UNIT-E	TOTAL	Btu/h	kW	Btu/h	kW	Btu/h	kW	MIN.	RATED	MAX.	
3 UNIT	12	15	18	-	-	45	23,474	6.88	42,700	12.51	50,000	14.65	1,721	3,260	5,276	
	15	15	15	-	-	45	23,474	6.88	42,700	12.51	50,000	14.65	1,721	3,260	5,276	
	7	15	24	-	-	46	23,474	6.88	42,700	12.51	50,000	14.65	1,721	3,260	5,276	
	5	18	24	-	-	47	23,474	6.88	42,700	12.51	50,000	14.65	1,721	3,260	5,276	
	9	15	24	-	-	48	23,474	6.88	42,700	12.51	50,000	14.65	1,721	3,260	5,276	
	12	12	24	-	-	48	23,474	6.88	42,700	12.51	50,000	14.65	1,721	3,260	5,276	
	12	18	18	-	-	48	23,474	6.88	42,700	12.51	50,000	14.65	1,721	3,260	5,276	
	15	15	18	-	-	48	23,474	6.88	42,700	12.51	50,000	14.65	1,721	3,260	5,276	
	7	18	24	-	-	49	23,474	6.88	42,700	12.51	50,000	14.65	1,721	3,260	5,276	
	9	18	24	-	-	51	23,474	6.88	42,700	12.51	50,000	14.65	1,721	3,260	5,276	
	12	15	24	-	-	51	23,474	6.88	42,700	12.51	50,000	14.65	1,721	3,260	5,276	
	15	18	18	-	-	51	23,474	6.88	42,700	12.51	50,000	14.65	1,721	3,260	5,276	
	12	12	24	-	-	48	23,474	6.88	42,700	12.51	50,000	14.65	1,810	3,430	5,550	
	5	24	24	-	-	53	23,474	6.88	42,700	12.51	50,000	14.65	1,721	3,260	5,276	
	12	18	24	-	-	54	23,474	6.88	42,700	12.51	50,000	14.65	1,721	3,260	5,276	
	15	15	24	-	-	54	23,474	6.88	42,700	12.51	50,000	14.65	1,721	3,260	5,276	
	18	18	18	-	-	54	23,474	6.88	42,700	12.51	50,000	14.65	1,721	3,260	5,276	
	7	24	24	-	-	55	23,474	6.88	42,700	12.51	50,000	14.65	1,721	3,260	5,276	
	9	24	24	-	-	57	23,474	6.88	42,700	12.51	50,000	14.65	1,721	3,260	5,276	
	15	18	24	-	-	57	23,474	6.88	42,700	12.51	50,000	14.65	1,721	3,260	5,276	
	12	24	24	-	-	60	23,474	6.88	42,700	12.51	50,000	14.65	1,721	3,260	5,276	
	18	18	24	-	-	60	23,474	6.88	42,700	12.51	50,000	14.65	1,721	3,260	5,276	
	15	24	24	-	-	63	23,474	6.88	42,700	12.51	50,000	14.65	1,721	3,260	5,276	
	18	24	24	-	-	66	23,474	6.88	42,700	12.51	50,000	14.65	1,721	3,260	5,276	
	24	24	24	-	-	72	23,474	6.88	42,700	12.51	50,000	14.65	1,721	3,260	5,276	
4 UNIT	5	5	5	5	-	20	16,765	4.91	24,000	7.03	32,267	9.46	960	1,530	2,823	
	5	5	5	7	-	22	17,472	5.12	26,400	7.74	34,133	10.00	1,036	1,711	3,089	
	5	5	5	9	-	24	18,178	5.33	28,800	8.44	36,000	10.55	1,122	1,892	3,346	
	5	5	7	7	-	24	18,178	5.33	28,800	8.44	36,000	10.55	1,122	1,892	3,346	
	5	5	7	9	-	26	18,884	5.53	31,200	9.14	37,867	11.10	1,198	2,072	3,603	
	5	7	7	7	-	26	18,884	5.53	31,200	9.14	37,867	11.10	1,198	2,072	3,603	
	5	5	5	12	-	27	19,237	5.64	32,400	9.50	38,800	11.37	1,236	2,167	3,726	
	5	5	9	9	-	28	19,590	5.74	33,600	9.85	39,733	11.65	1,283	2,262	3,859	
	5	7	7	9	-	28	19,590	5.74	33,600	9.85	39,733	11.65	1,283	2,262	3,859	
	7	7	7	7	-	28	19,590	5.74	33,600	9.85	39,733	11.65	1,283	2,262	3,859	
	5	5	7	12	-	29	19,943	5.85	34,800	10.20	40,667	11.92	1,321	2,367	3,983	
	5	5	5	15	-	30	20,296	5.95	36,000	10.55	41,600	12.19	1,359	2,462	4,116	
	5	7	9	9	-	30	20,296	5.95	36,000	10.55	41,600	12.19	1,359	2,462	4,116	
	7	7	7	9	-	30	20,296	5.95	36,000	10.55	41,600	12.19	1,359	2,462	4,116	
	5	5	9	12	-	31	20,649	6.05	37,200	10.90	42,533	12.47	1,397	2,567	4,249	
	5	7	7	12	-	31	20,649	6.05	37,200	10.90	42,533	12.47	1,397	2,567	4,249	
	5	5	7	15	-	32	21,002	6.16	38,400	11.25	43,467	12.74	1,445	2,671	4,373	
	5	9	9	9	-	32	21,002	6.16	38,400	11.25	43,467	12.74	1,445	2,671	4,373	
	7	7	9	9	-	32	21,002	6.16	38,400	11.25	43,467	12.74	1,445	2,671	4,373	
	5	5	5	18	-	33	21,356	6.26	39,600	11.61	44,400	13.01	1,483	2,785	4,506	
	5	7	9	12	-	33	21,356	6.26	39,600	11.61	44,400	13.01	1,483	2,785	4,506	
	7	7	7	12	-	33	21,356	6.26	39,600	11.61	44,400	13.01	1,483	2,785	4,506	
	5	5	9	15	-	34	21,709	6.36	40,800	11.96	45,333	13.29	1,521	2,871	4,629	
	5	5	12	12	-	34	21,709	6.36	40,800	11.96	45,333	13.29	1,521	2,871	4,629	
	5	7	7	15	-	34	21,709	6.36	40,800	11.96	45,333	13.29	1,521	2,871	4,629	
	7	9	9	9	-	34	21,709	6.36	40,800	11.96	45,333	13.29	1,521	2,871	4,629	
	5	5	7	18	-	35	22,062	6.47	42,000	12.31	46,267	13.56	1,559	2,975	4,762	
	5	9	9	12	-	35	22,062	6.47	42,000	12.31	46,267	13.56	1,559	2,975	4,762	
	7	7	9	12	-	35	22,062	6.47	42,000	12.31	46,267	13.56	1,559	2,975	4,762	
	5	7	9	15	-	36	22,415	6.57	42,000	12.31	47,200	13.83	1,606	2,975	4,886	
	5	7	12	12	-	36	22,415	6.57	42,000	12.31	47,200	13.83	1,606	2,975	4,886	
	7	7	7	15	-	36	22,415	6.57	42,000	12.31	47,200	13.83	1,606	2,975	4,886	
	9	9	9	9	-	36	22,415	6.57	42,000	12.31	47,200	13.83	1,606	2,975	4,886	
	5	5	9	18	-	37	22,768	6.67	42,000	12.31	48,133	14.11	1,644	2,975	5,019	
	5	5	12	15	-	37	22,768	6.67	42,000	12.31	48,133	14.11	1,644	2,975	5,019	
	5	7	7	18	-	37	22,768	6.67	42,000	12.31	48,133	14.11	1,644	2,975	5,019	
	7	9	9	12	-	37	22,768	6.67	42,000	12.31	48,133	14.11	1,644	2,975	5,019	
	5	9	9	15	-	38	23,121	6.78	42,000	12.31	49,067	14.38	1,683	2,975	5,143	
	5	9	12	12	-	38	23,121	6.78	42,000	12.31	49,067	14.38	1,683	2,975	5,143	
	7	7	9	15	-	38	23,121	6.78	42,000	12.31	49,067	14.38	1,683	2,975	5,143	
	7	7	12	12	-	38	23,121	6.78	42,000	12.31	49,067	14.38	1,683	2,975	5,143	
	5	5	5	24	-	39	23,474	6.88	42,700	12.51	50,000	14.65	1,721	3,051	5,276	
	5	7	9	18	-	39	23,474	6.88	42,700	12.51	50,000	14.65	1,721	3,051	5,276	
	5	7	12	15	-	39	23,474	6.88	42,700	12.51	50,000	14.65	1,721	3,051	5,276	
	7	7	7	18	-	39	23,474	6.88	42,700	12.51	50,000	14.65	1,721	3,051	5,276	
	9	9	9	12	-	39	23,474	6.88	42,700	12.51	50,000	14.65	1,721	3,051	5,276	
	5	5	12	18	-	40	23,474	6.88	42,700	12.51	50,000	14.65	1,721	3,051	5,276	
	5	5	15	15	-	40	23,474	6.88	42,700	12.51	50,000	14.65	1,721	3,051	5,276	
	7	9	9	15	-	40	23,474	6.88	42,700	12.51	50,000	14.65	1,721	3,051	5,276	
	7	9	12	12	-	40	23,474	6.88	42,700	12.51	50,000	14.65	1,721	3,051	5,276	
	5	5	7	24	-	41	23,474	6.88	42,700	12.51	50,000	14.65	1,721	3,051	5,276	
	5	9	9	18	-	41	23,474	6.88	42,700	12.51	50,000	14.65	1,721	3,051	5,276	
	5	9	12	15	-	41	23,474	6.88	42,700	12.51	50,000	14.65	1,721	3,051	5,276	
	5	12	12	12	-	41	23,474	6.88	42,700	12.51	50,000	14.65	1,721	3,051	5,276	
	7	7	9	18	-	41	23,474	6.88	42,700	12.51	50,000	14.65	1,721	3,051	5,276	
	7	7	12	15	-	41	23,474	6.88	42,700	12.51	50,000	14.65	1,721	3,051	5,276	
	5	7	12	18	-	42	23,474	6.88	42,700	12.51	50,000	14.65	1,720	3,051	5,275	

Note

1. Capacities are based on the following conditions :
   - Cooling : Indoor Ambient Temp. 27°CDB / 19°CWB, Outdoor Ambient Temp. 35°CDB / 24°CWB
   - Heating : Indoor Ambient Temp. 20°CDB / 15°CWB, Outdoor Ambient Temp. 7°CDB / 6°CWB
   - Interconnected piping is standard length and difference of Elevation (Outdoor ~ Indoor Unit) is 0 m.
2. At least two indoor units should be connected. And minimum limit of combination ratio is 40% approximately for rated capacity of outdoor unit.
3. Don't exceed the maximum connectable indoor units number, it can be found in Specifications or combination table of outdoor unit model.

R32

MU5R40

HEATING															
OPERATION	INDOOR UNIT OPERATING (CAPACITY INDEX, kBtu/h)						TOTAL CAPACITY						INPUT(W)		
							MIN.		RATED		MAX.				
	UNIT-A	UNIT-B	UNIT-C	UNIT-D	UNIT-E	TOTAL	Btu/h	kW	Btu/h	kW	Btu/h	kW	MIN.	RATED	MAX.
4 UNIT	5	7	15	15	-	42	23,474	6.88	42,700	12.51	50,000	14.65	1,720	3,051	5,275
	9	9	9	15	-	42	23,474	6.88	42,700	12.51	50,000	14.65	1,720	3,051	5,275
	9	9	12	12	-	42	23,474	6.88	42,700	12.51	50,000	14.65	1,720	3,051	5,275
	5	5	9	24	-	43	23,474	6.88	42,700	12.51	50,000	14.65	1,721	3,051	5,276
	5	5	15	18	-	43	23,474	6.88	42,700	12.51	50,000	14.65	1,721	3,051	5,276
	5	7	7	24	-	43	23,474	6.88	42,700	12.51	50,000	14.65	1,721	3,051	5,276
	5	7	7	24	-	43	23,474	6.88	42,700	12.51	50,000	14.65	1,721	3,051	5,276
	7	9	9	18	-	43	23,474	6.88	42,700	12.51	50,000	14.65	1,721	3,051	5,276
	7	9	12	15	-	43	23,474	6.88	42,700	12.51	50,000	14.65	1,721	3,051	5,276
	7	12	12	12	-	43	23,474	6.88	42,700	12.51	50,000	14.65	1,721	3,051	5,276
	5	9	12	18	-	44	23,474	6.88	42,700	12.51	50,000	14.65	1,721	3,051	5,276
	5	9	15	15	-	44	23,474	6.88	42,700	12.51	50,000	14.65	1,721	3,051	5,276
	5	12	12	15	-	44	23,474	6.88	42,700	12.51	50,000	14.65	1,721	3,051	5,276
	7	7	12	18	-	44	23,474	6.88	42,700	12.51	50,000	14.65	1,721	3,051	5,276
	7	7	15	15	-	44	23,474	6.88	42,700	12.51	50,000	14.65	1,721	3,051	5,276
	5	7	9	24	-	45	23,474	6.88	42,700	12.51	50,000	14.65	1,721	3,051	5,276
	5	7	15	18	-	45	23,474	6.88	42,700	12.51	50,000	14.65	1,721	3,051	5,276
	7	7	7	24	-	45	23,474	6.88	42,700	12.51	50,000	14.65	1,721	3,051	5,276
	9	9	9	18	-	45	23,474	6.88	42,700	12.51	50,000	14.65	1,721	3,051	5,276
	9	9	12	15	-	45	23,474	6.88	42,700	12.51	50,000	14.65	1,721	3,051	5,276
	9	12	12	12	-	45	23,474	6.88	42,700	12.51	50,000	14.65	1,721	3,051	5,276
	5	5	12	24	-	46	23,474	6.88	42,700	12.51	50,000	14.65	1,721	3,051	5,276
	5	5	18	18	-	46	23,474	6.88	42,700	12.51	50,000	14.65	1,721	3,051	5,276
	7	9	12	18	-	46	23,474	6.88	42,700	12.51	50,000	14.65	1,721	3,051	5,276
	7	9	15	15	-	46	23,474	6.88	42,700	12.51	50,000	14.65	1,721	3,051	5,276
	7	12	12	15	-	46	23,474	6.88	42,700	12.51	50,000	14.65	1,721	3,051	5,276
	5	9	9	24	-	47	23,474	6.88	42,700	12.51	50,000	14.65	1,721	3,051	5,276
	5	9	15	18	-	47	23,474	6.88	42,700	12.51	50,000	14.65	1,721	3,051	5,276
	5	12	12	18	-	47	23,474	6.88	42,700	12.51	50,000	14.65	1,721	3,051	5,276
	5	12	15	15	-	47	23,474	6.88	42,700	12.51	50,000	14.65	1,721	3,051	5,276
	7	7	9	24	-	47	23,474	6.88	42,700	12.51	50,000	14.65	1,721	3,051	5,276
	7	7	15	18	-	47	23,474	6.88	42,700	12.51	50,000	14.65	1,721	3,051	5,276
	5	7	12	24	-	48	23,474	6.88	42,700	12.51	50,000	14.65	1,721	3,051	5,276
	5	7	18	18	-	48	23,474	6.88	42,700	12.51	50,000	14.65	1,721	3,051	5,276
	9	9	12	18	-	48	23,474	6.88	42,700	12.51	50,000	14.65	1,721	3,051	5,276
	9	9	15	15	-	48	23,474	6.88	42,700	12.51	50,000	14.65	1,721	3,051	5,276
	9	12	12	15	-	48	23,474	6.88	42,700	12.51	50,000	14.65	1,721	3,051	5,276
	12	12	12	12	-	48	23,474	6.88	42,700	12.51	50,000	14.65	1,721	3,051	5,276
	5	5	15	24	-	49	23,474	6.88	42,700	12.51	50,000	14.65	1,721	3,051	5,276
	7	9	9	24	-	49	23,474	6.88	42,700	12.51	50,000	14.65	1,721	3,051	5,276
	7	9	15	18	-	49	23,474	6.88	42,700	12.51	50,000	14.65	1,721	3,051	5,276
	7	12	12	18	-	49	23,474	6.88	42,700	12.51	50,000	14.65	1,721	3,051	5,276
	7	12	15	15	-	49	23,474	6.88	42,700	12.51	50,000	14.65	1,721	3,051	5,276
	5	9	12	24	-	50	23,474	6.88	42,700	12.51	50,000	14.65	1,721	3,051	5,276
	5	9	18	18	-	50	23,474	6.88	42,700	12.51	50,000	14.65	1,721	3,051	5,276
	5	12	15	18	-	50	23,474	6.88	42,700	12.51	50,000	14.65	1,721	3,051	5,276
	5	15	15	15	-	50	23,474	6.88	42,700	12.51	50,000	14.65	1,721	3,051	5,276
	7	7	12	24	-	50	23,474	6.88	42,700	12.51	50,000	14.65	1,721	3,051	5,276
	7	7	18	18	-	50	23,474	6.88	42,700	12.51	50,000	14.65	1,721	3,051	5,276
	5	7	15	24	-	51	23,474	6.88	42,700	12.51	50,000	14.65	1,721	3,051	5,276
	9	9	9	24	-	51	23,474	6.88	42,700	12.51	50,000	14.65	1,721	3,051	5,276
	9	9	15	18	-	51	23,474	6.88	42,700	12.51	50,000	14.65	1,721	3,051	5,276
	9	12	12	18	-	51	23,474	6.88	42,700	12.51	50,000	14.65	1,721	3,051	5,276
	9	12	15	15	-	51	23,474	6.88	42,700	12.51	50,000	14.65	1,721	3,051	5,276
	12	12	12	15	-	51	23,474	6.88	42,700	12.51	50,000	14.65	1,721	3,051	5,276
	5	5	18	24	-	52	23,474	6.88	42,700	12.51	50,000	14.65	1,721	3,051	5,276
	7	9	12	24	-	52	23,474	6.88	42,700	12.51	50,000	14.65	1,721	3,051	5,276
	7	9	18	18	-	52	23,474	6.88	42,700	12.51	50,000	14.65	1,721	3,051	5,276
	7	12	15	18	-	52	23,474	6.88	42,700	12.51	50,000	14.65	1,721	3,051	5,276
	7	15	15	15	-	52	23,474	6.88	42,700	12.51	50,000	14.65	1,721	3,051	5,276
	5	9	15	24	-	53	23,474	6.88	42,700	12.51	50,000	14.65	1,721	3,051	5,276
	5	12	12	24	-	53	23,474	6.88	42,700	12.51	50,000	14.65	1,721	3,051	5,276
	5	12	18	18	-	53	23,474	6.88	42,700	12.51	50,000	14.65	1,721	3,051	5,276
	5	15	15	18	-	53	23,474	6.88	42,700	12.51	50,000	14.65	1,721	3,051	5,276
	7	7	15	24	-	53	23,474	6.88	42,700	12.51	50,000	14.65	1,721	3,051	5,276
	5	7	18	24	-	54	23,474	6.88	42,700	12.51	50,000	14.65	1,721	3,051	5,276
	9	9	12	24	-	54	23,474	6.88	42,700	12.51	50,000	14.65	1,721	3,051	5,276
	9	9	18	18	-	54	23,474	6.88	42,700	12.51	50,000	14.65	1,721	3,051	5,276
	9	12	15	18	-	54	23,474	6.88	42,700	12.51	50,000	14.65	1,721	3,051	5,276
	9	15	15	15	-	54	23,474	6.88	42,700	12.51	50,000	14.65	1,721	3,051	5,276
	12	12	12	18	-	54	23,474	6.88	42,700	12.51	50,000	14.65	1,721	3,051	5,276
	12	12	15	15	-	54	23,474	6.88	42,700	12.51	50,000	14.65	1,721	3,051	5,276
	7	9	15	24	-	55	23,474	6.88	42,700	12.51	50,000	14.65	1,721	3,051	5,276
	7	12	12	24	-	55	23,474	6.88	42,700	12.51	50,000	14.65	1,721	3,051	5,276
	7	12	18	18	-	55	23,474	6.88	42,700	12.51	50,000	14.65	1,721	3,051	5,276
	7	15	15	18	-	55	23,474	6.88	42,700	12.51	50,000	14.65	1,721	3,051	5,276
	5	9	18	24	-	56	23,474	6.88	42,700	12.51	50,000	14.65	1,721	3,051	5,276
	5	12	15	24	-	56	23,474	6.88	42,700	12.51	50,000	14.65	1,721	3,051	5,276
	5	15	18	18	-	56	23,474	6.88	42,700	12.51	50,000	14.65	1,721	3,051	5,276
	7	7	18	24	-	56	23,474	6.88	42,700	12.51	50,000	14.65	1,721	3,051	5,276
	9	9	15	24	-	57	23,474	6.88	42,700	12.51	50,000	14.65	1,721	3,051	5,276
	9	12	12	24	-	57	23,474	6.88	42,700	12.51	50,000	14.65	1,721	3,051	5,276
	9	12	18	18	-	57	23,474	6.88	42,700	12.51	50,000	14.65	1,721	3,051	5,276
	9	15	15	18	-	57	23,474	6.88	42,700	12.51	50,000	14.65	1,721	3,051	5,276
	12	12	15	18	-	57	23,474	6.88	42,700	12.51	50,000	14.65	1,721	3,051	5,276
	12	15	15	15	-	57	23,474	6.88	42,700	12.51	50,000	14.65	1,721	3,051	5,276
	7	9	18	24	-	58	23,474	6.88	42,700	12.51	50,000	14.65	1,721	3,051	5,276
	7	12	15	24	-	58	23,474	6.88	42,700	12.51	50,000	14.65	1,721	3,051	5,276

Note
1. Capacities are based on the following conditions :
   - Cooling : Indoor Ambient Temp. 27°CDB / 19°CWB, Outdoor Ambient Temp. 35°CDB / 24°CWB
   - Heating : Indoor Ambient Temp. 20°CDB / 15°CWB, Outdoor Ambient Temp. 7°CDB / 6°CWB
   - Interconnected piping is standard length and difference of Elevation (Outdoor ~ Indoor Unit) is 0 m.
2. At least two indoor units should be connected. And minimum limit of combination ratio is 40% approximately for rated capacity of outdoor unit.
3. Don't exceed the maximum connectable indoor units number, it can be found in Specifications or combination table of outdoor unit model.

R32

MU5R40

HEATING															
OPERATION	INDOOR UNIT OPERATING (CAPACITY INDEX, kBtu/h)						TOTAL CAPACITY						INPUT(W)		
							MIN.		RATED		MAX.				
	UNIT-A	UNIT-B	UNIT-C	UNIT-D	UNIT-E	TOTAL	Btu/h	kW	Btu/h	kW	Btu/h	kW	MIN.	RATED	MAX.
4 UNIT	7	15	18	18	-	58	23,474	6.88	42,700	12.51	50,000	14.65	1,721	3,051	5,276
	5	12	18	24	-	59	23,474	6.88	42,700	12.51	50,000	14.65	1,721	3,051	5,276
	5	15	15	24	-	59	23,474	6.88	42,700	12.51	50,000	14.65	1,721	3,051	5,276
	5	18	18	18	-	59	23,474	6.88	42,700	12.51	50,000	14.65	1,721	3,051	5,276
	5	7	24	24	-	60	23,474	6.88	42,700	12.51	50,000	14.65	1,721	3,051	5,276
	9	9	18	24	-	60	23,474	6.88	42,700	12.51	50,000	14.65	1,721	3,051	5,276
	9	12	15	24	-	60	23,474	6.88	42,700	12.51	50,000	14.65	1,721	3,051	5,276
	9	15	18	18	-	60	23,474	6.88	42,700	12.51	50,000	14.65	1,721	3,051	5,276
	12	12	12	24	-	60	23,474	6.88	42,700	12.51	50,000	14.65	1,721	3,051	5,276
	12	12	18	18	-	60	23,474	6.88	42,700	12.51	50,000	14.65	1,721	3,051	5,276
	12	15	15	18	-	60	23,474	6.88	42,700	12.51	50,000	14.65	1,721	3,051	5,276
	15	15	15	15	-	60	23,474	6.88	42,700	12.51	50,000	14.65	1,721	3,051	5,276
	7	12	18	24	-	61	23,474	6.88	42,700	12.51	50,000	14.65	1,721	3,051	5,276
	7	15	15	24	-	61	23,474	6.88	42,700	12.51	50,000	14.65	1,721	3,051	5,276
	7	18	18	18	-	61	23,474	6.88	42,700	12.51	50,000	14.65	1,721	3,051	5,276
	5	9	24	24	-	62	23,474	6.88	42,700	12.51	50,000	14.65	1,721	3,051	5,276
	5	15	18	24	-	62	23,474	6.88	42,700	12.51	50,000	14.65	1,721	3,051	5,276
	7	7	24	24	-	62	23,474	6.88	42,700	12.51	50,000	14.65	1,721	3,051	5,276
	9	12	18	24	-	63	23,474	6.88	42,700	12.51	50,000	14.65	1,721	3,051	5,276
	9	15	15	24	-	63	23,474	6.88	42,700	12.51	50,000	14.65	1,721	3,051	5,276
	9	18	18	18	-	63	23,474	6.88	42,700	12.51	50,000	14.65	1,721	3,051	5,276
	12	12	15	24	-	63	23,474	6.88	42,700	12.51	50,000	14.65	1,721	3,051	5,276
	12	15	18	18	-	63	23,474	6.88	42,700	12.51	50,000	14.65	1,721	3,051	5,276
	15	15	15	18	-	63	23,474	6.88	42,700	12.51	50,000	14.65	1,721	3,051	5,276
	7	9	24	24	-	64	23,474	6.88	42,700	12.51	50,000	14.65	1,721	3,051	5,276
	7	15	18	24	-	64	23,474	6.88	42,700	12.51	50,000	14.65	1,721	3,051	5,276
	5	12	24	24	-	65	23,474	6.88	42,700	12.51	50,000	14.65	1,721	3,051	5,276
	5	18	18	24	-	65	23,474	6.88	42,700	12.51	50,000	14.65	1,721	3,051	5,276
	9	9	24	24	-	66	23,474	6.88	42,700	12.51	50,000	14.65	1,721	3,051	5,276
	9	15	18	24	-	66	23,474	6.88	42,700	12.51	50,000	14.65	1,721	3,051	5,276
	12	12	18	24	-	66	23,474	6.88	42,700	12.51	50,000	14.65	1,721	3,051	5,276
	12	15	15	24	-	66	23,474	6.88	42,700	12.51	50,000	14.65	1,721	3,051	5,276
	12	18	18	18	-	66	23,474	6.88	42,700	12.51	50,000	14.65	1,721	3,051	5,276
	15	15	18	18	-	66	23,474	6.88	42,700	12.51	50,000	14.65	1,721	3,051	5,276
	7	12	24	24	-	67	23,474	6.88	42,700	12.51	50,000	14.65	1,721	3,051	5,276
	7	18	18	24	-	67	23,474	6.88	42,700	12.51	50,000	14.65	1,721	3,051	5,276
	5	15	24	24	-	68	23,474	6.88	42,700	12.51	50,000	14.65	1,721	3,051	5,276
	9	12	24	24	-	69	23,474	6.88	42,700	12.51	50,000	14.65	1,721	3,051	5,276
	9	18	18	24	-	69	23,474	6.88	42,700	12.51	50,000	14.65	1,721	3,051	5,276
	12	15	18	24	-	69	23,474	6.88	42,700	12.51	50,000	14.65	1,721	3,051	5,276
	15	15	15	24	-	69	23,474	6.88	42,700	12.51	50,000	14.65	1,721	3,051	5,276
	15	18	18	18	-	69	23,474	6.88	42,700	12.51	50,000	14.65	1,721	3,051	5,276
	7	15	24	24	-	70	23,474	6.88	42,700	12.51	50,000	14.65	1,721	3,051	5,276
	5	18	24	24	-	71	23,474	6.88	42,700	12.51	50,000	14.65	1,721	3,051	5,276
	9	15	24	24	-	72	23,474	6.88	42,700	12.51	50,000	14.65	1,721	3,051	5,276
	12	12	24	24	-	72	23,474	6.88	42,700	12.51	50,000	14.65	1,721	3,051	5,276
	12	18	18	24	-	72	23,474	6.88	42,700	12.51	50,000	14.65	1,721	3,051	5,276
	15	15	18	24	-	72	23,474	6.88	42,700	12.51	50,000	14.65	1,721	3,051	5,276
	18	18	18	18	-	72	23,474	6.88	42,700	12.51	50,000	14.65	1,721	3,051	5,276
5 UNIT	5	5	5	5	5	25	23,474	6.88	30,000	8.79	39,240	11.50	1,426	1,854	2,909
	5	5	5	5	7	27	24,592	7.21	32,400	9.50	41,420	12.14	1,502	2,053	3,337
	5	5	5	5	9	29	25,709	7.54	34,800	10.20	43,600	12.78	1,578	2,243	3,631
	5	5	5	7	7	29	25,709	7.54	34,800	10.20	43,600	12.78	1,578	2,243	3,631
	5	5	5	7	9	31	26,827	7.86	37,200	10.90	45,780	13.42	1,654	2,443	3,916
	5	5	7	7	7	31	26,827	7.86	37,200	10.90	45,780	13.42	1,654	2,443	3,916
	5	5	5	5	12	32	27,386	8.03	38,400	11.25	46,870	13.74	1,702	2,538	4,068
	5	5	5	9	9	33	27,945	8.19	39,600	11.61	47,960	14.06	1,740	2,633	4,211
	5	5	7	7	9	33	27,945	8.19	39,600	11.61	47,960	14.06	1,740	2,633	4,211
	5	7	7	7	7	33	27,945	8.19	39,600	11.61	47,960	14.06	1,740	2,633	4,211
	5	5	5	7	12	34	28,504	8.35	40,800	11.96	49,050	14.38	1,778	2,728	4,354
	5	5	5	5	15	35	29,063	8.52	42,000	12.31	50,140	14.70	1,816	2,833	4,506
	5	5	7	9	9	35	29,063	8.52	42,000	12.31	50,140	14.70	1,816	2,833	4,506
	5	7	7	7	9	35	29,063	8.52	42,000	12.31	50,140	14.70	1,816	2,833	4,506
	7	7	7	7	7	35	29,063	8.52	42,000	12.31	50,140	14.70	1,816	2,833	4,506
	5	5	5	9	12	36	29,621	8.68	42,000	12.31	51,230	15.01	1,854	2,833	4,648
	5	5	7	7	12	36	29,621	8.68	42,000	12.31	51,230	15.01	1,854	2,833	4,648
	5	5	5	7	15	37	30,180	8.85	42,000	12.31	52,320	15.33	1,892	2,833	4,791
	5	5	9	9	9	37	30,180	8.85	42,000	12.31	52,320	15.33	1,892	2,833	4,791
	5	7	7	9	9	37	30,180	8.85	42,000	12.31	52,320	15.33	1,892	2,833	4,791
	7	7	7	7	9	37	30,180	8.85	42,000	12.31	52,320	15.33	1,892	2,833	4,791
	5	5	5	5	18	38	30,739	9.01	42,000	12.31	53,410	15.65	1,930	2,833	4,943
	5	5	7	9	12	38	30,739	9.01	42,000	12.31	53,410	15.65	1,930	2,833	4,943
	5	7	7	7	12	38	30,739	9.01	42,000	12.31	53,410	15.65	1,930	2,833	4,943
	5	5	5	9	15	39	31,298	9.17	42,700	12.51	54,500	15.97	1,968	2,928	5,086
	5	5	5	12	12	39	31,298	9.17	42,700	12.51	54,500	15.97	1,968	2,928	5,086
	5	5	7	7	15	39	31,298	9.17	42,700	12.51	54,500	15.97	1,968	2,928	5,086
	5	7	9	9	9	39	31,298	9.17	42,700	12.51	54,500	15.97	1,968	2,928	5,086
	7	7	7	9	9	39	31,298	9.17	42,700	12.51	54,500	15.97	1,968	2,928	5,086
	5	5	5	7	18	40	31,298	9.17	42,700	12.51	54,500	15.97	1,968	2,928	5,086
	5	5	9	9	12	40	31,298	9.17	42,700	12.51	54,500	15.97	1,968	2,928	5,086
	5	7	7	9	12	40	31,298	9.17	42,700	12.51	54,500	15.97	1,968	2,928	5,086
	7	7	7	7	12	40	31,298	9.17	42,700	12.51	54,500	15.97	1,968	2,928	5,086
	5	5	7	9	15	41	31,298	9.17	42,700	12.51	54,500	15.97	1,968	2,928	5,086
	5	5	7	12	12	41	31,298	9.17	42,700	12.51	54,500	15.97	1,968	2,928	5,086
	5	7	7	7	15	41	31,298	9.17	42,700	12.51	54,500	15.97	1,968	2,928	5,086
	5	9	9	9	9	41	31,298	9.17	42,700	12.51	54,500	15.97	1,968	2,928	5,086
	7	7	9	9	9	41	31,298	9.17	42,700	12.51	54,500	15.97	1,968	2,928	5,086
	5	5	5	9	18	42	31,298	9.17	42,700	12.51	54,500	15.97	1,968	2,928	5,086

Note
1. Capacities are based on the following conditions :
   - Cooling : Indoor Ambient Temp. 27°CDB / 19°CWB, Outdoor Ambient Temp. 35°CDB / 24°CWB
   - Heating : Indoor Ambient Temp. 20°CDB / 15°CWB, Outdoor Ambient Temp. 7°CDB / 6°CWB
   - Interconnected piping is standard length and difference of Elevation (Outdoor ~ Indoor Unit) is 0 m.
2. At least two indoor units should be connected. And minimum limit of combination ratio is 40% approximately for rated capacity of outdoor unit.
3. Don't exceed the maximum connectable indoor units number, it can be found in Specifications or combination table of outdoor unit model.

R32

MU5R40

HEATING																
OPERATION	INDOOR UNIT OPERATING (CAPACITY INDEX, kBtu/h)						TOTAL CAPACITY						INPUT(W)			
							MIN.		RATED		MAX.					
	UNIT-A	UNIT-B	UNIT-C	UNIT-D	UNIT-E	TOTAL	Btu/h	kW	Btu/h	kW	Btu/h	kW	MIN.	RATED	MAX.	
5 UNIT	5	5	5	12	15	42	31,298	9.17	42,700	12.51	54,500	15.97	1,968	2,928	5,086	
	5	5	7	7	18	42	31,298	9.17	42,700	12.51	54,500	15.97	1,968	2,928	5,086	
	5	7	9	9	12	42	31,298	9.17	42,700	12.51	54,500	15.97	1,968	2,928	5,086	
	7	7	7	9	12	42	31,298	9.17	42,700	12.51	54,500	15.97	1,968	2,928	5,086	
	5	5	9	12	12	43	31,298	9.17	42,700	12.51	54,500	15.97	1,968	2,928	5,086	
	5	5	9	12	12	43	31,298	9.17	42,700	12.51	54,500	15.97	1,968	2,928	5,086	
	5	5	9	12	12	43	31,298	9.17	42,700	12.51	54,500	15.97	1,968	2,928	5,086	
	5	5	9	9	15	43	31,298	9.17	42,700	12.51	54,500	15.97	1,968	2,928	5,086	
	5	7	7	9	15	43	31,298	9.17	42,700	12.51	54,500	15.97	1,968	2,928	5,086	
	5	7	7	12	12	43	31,298	9.17	42,700	12.51	54,500	15.97	1,968	2,928	5,086	
	7	7	7	7	15	43	31,298	9.17	42,700	12.51	54,500	15.97	1,968	2,928	5,086	
	7	9	9	9	9	43	31,298	9.17	42,700	12.51	54,500	15.97	1,968	2,928	5,086	
	5	5	5	5	24	44	31,298	9.17	42,700	12.51	54,500	15.97	1,968	2,928	5,086	
	5	5	7	9	18	44	31,298	9.17	42,700	12.51	54,500	15.97	1,968	2,928	5,086	
	5	5	7	12	15	44	31,298	9.17	42,700	12.51	54,500	15.97	1,968	2,928	5,086	
	5	7	7	7	18	44	31,298	9.17	42,700	12.51	54,500	15.97	1,968	2,928	5,086	
	5	9	9	9	12	44	31,298	9.17	42,700	12.51	54,500	15.97	1,968	2,928	5,086	
	7	7	9	9	12	44	31,298	9.17	42,700	12.51	54,500	15.97	1,968	2,928	5,086	
	5	5	5	12	18	45	31,298	9.17	42,700	12.51	54,500	15.97	1,968	2,928	5,086	
	5	5	5	15	15	45	31,298	9.17	42,700	12.51	54,500	15.97	1,968	2,928	5,086	
	5	7	9	9	15	45	31,298	9.17	42,700	12.51	54,500	15.97	1,968	2,928	5,086	
	5	7	9	12	12	45	31,298	9.17	42,700	12.51	54,500	15.97	1,968	2,928	5,086	
	7	7	7	9	15	45	31,298	9.17	42,700	12.51	54,500	15.97	1,968	2,928	5,086	
	7	7	7	12	12	45	31,298	9.17	42,700	12.51	54,500	15.97	1,968	2,928	5,086	
	9	9	9	9	9	45	31,298	9.17	42,700	12.51	54,500	15.97	1,968	2,928	5,086	
	5	5	9	12	15	46	31,298	9.17	42,700	12.51	54,500	15.97	1,968	2,928	5,086	
	5	5	9	12	15	46	31,298	9.17	42,700	12.51	54,500	15.97	1,968	2,928	5,086	
	5	5	9	12	15	46	31,298	9.17	42,700	12.51	54,500	15.97	1,968	2,928	5,086	
	5	5	5	7	24	46	31,298	9.17	42,700	12.51	54,500	15.97	1,968	2,928	5,086	
	5	5	9	9	18	46	31,298	9.17	42,700	12.51	54,500	15.97	1,968	2,928	5,086	
	5	5	12	12	12	46	31,298	9.17	42,700	12.51	54,500	15.97	1,968	2,928	5,086	
	5	7	7	9	18	46	31,298	9.17	42,700	12.51	54,500	15.97	1,968	2,928	5,086	
	5	7	7	12	15	46	31,298	9.17	42,700	12.51	54,500	15.97	1,968	2,928	5,086	
	7	7	7	7	18	46	31,298	9.17	42,700	12.51	54,500	15.97	1,968	2,928	5,086	
	7	9	9	9	12	46	31,298	9.17	42,700	12.51	54,500	15.97	1,968	2,928	5,086	
	5	5	7	12	18	47	31,298	9.17	42,700	12.51	54,500	15.97	1,968	2,928	5,086	
	5	5	7	15	15	47	31,298	9.17	42,700	12.51	54,500	15.97	1,968	2,928	5,086	
	5	9	9	9	15	47	31,298	9.17	42,700	12.51	54,500	15.97	1,968	2,928	5,086	
	5	9	9	12	12	47	31,298	9.17	42,700	12.51	54,500	15.97	1,968	2,928	5,086	
	7	7	9	9	15	47	31,298	9.17	42,700	12.51	54,500	15.97	1,968	2,928	5,086	
	7	7	9	12	12	47	31,298	9.17	42,700	12.51	54,500	15.97	1,968	2,928	5,086	
	5	5	5	9	24	48	31,298	9.17	42,700	12.51	54,500	15.97	1,968	2,928	5,086	
	5	5	5	15	18	48	31,298	9.17	42,700	12.51	54,500	15.97	1,968	2,928	5,086	
	5	5	7	7	24	48	31,298	9.17	42,700	12.51	54,500	15.97	1,968	2,928	5,086	
	5	7	9	9	18	48	31,298	9.17	42,700	12.51	54,500	15.97	1,968	2,928	5,086	
	5	7	9	12	15	48	31,298	9.17	42,700	12.51	54,500	15.97	1,968	2,928	5,086	
	5	7	12	12	12	48	31,298	9.17	42,700	12.51	54,500	15.97	1,968	2,928	5,086	
	7	7	7	9	18	48	31,298	9.17	42,700	12.51	54,500	15.97	1,968	2,928	5,086	
	7	7	7	12	15	48	31,298	9.17	42,700	12.51	54,500	15.97	1,968	2,928	5,086	
	9	9	9	9	12	48	31,298	9.17	42,700	12.51	54,500	15.97	1,968	2,928	5,086	
	5	5	9	12	18	49	31,298	9.17	42,700	12.51	54,500	15.97	1,968	2,928	5,086	
	5	5	9	12	18	49	31,298	9.17	42,700	12.51	54,500	15.97	1,968	2,928	5,086	
	5	5	9	15	15	49	31,298	9.17	42,700	12.51	54,500	15.97	1,968	2,928	5,086	
	5	5	12	12	15	49	31,298	9.17	42,700	12.51	54,500	15.97	1,968	2,928	5,086	
	5	7	7	12	18	49	31,298	9.17	42,700	12.51	54,500	15.97	1,968	2,928	5,086	
	5	7	7	15	15	49	31,298	9.17	42,700	12.51	54,500	15.97	1,968	2,928	5,086	
	7	9	9	9	15	49	31,298	9.17	42,700	12.51	54,500	15.97	1,968	2,928	5,086	
	7	9	9	12	12	49	31,298	9.17	42,700	12.51	54,500	15.97	1,968	2,928	5,086	
	5	5	7	9	24	50	31,298	9.17	42,700	12.51	54,500	15.97	1,968	2,928	5,086	
	5	5	7	15	18	50	31,298	9.17	42,700	12.51	54,500	15.97	1,968	2,928	5,086	
	5	7	7	7	24	50	31,298	9.17	42,700	12.51	54,500	15.97	1,968	2,928	5,086	
	5	9	9	9	18	50	31,298	9.17	42,700	12.51	54,500	15.97	1,968	2,928	5,086	
	5	9	9	12	15	50	31,298	9.17	42,700	12.51	54,500	15.97	1,968	2,928	5,086	
	5	9	12	12	12	50	31,298	9.17	42,700	12.51	54,500	15.97	1,968	2,928	5,086	
	7	7	9	9	18	50	31,298	9.17	42,700	12.51	54,500	15.97	1,968	2,928	5,086	
	7	7	9	12	15	50	31,298	9.17	42,700	12.51	54,500	15.97	1,968	2,928	5,086	
	7	7	12	12	12	50	31,298	9.17	42,700	12.51	54,500	15.97	1,968	2,928	5,086	
	5	5	5	12	24	51	31,298	9.17	42,700	12.51	54,500	15.97	1,968	2,928	5,086	
	5	5	5	18	18	51	31,298	9.17	42,700	12.51	54,500	15.97	1,968	2,928	5,086	
	5	7	9	12	18	51	31,298	9.17	42,700	12.51	54,500	15.97	1,968	2,928	5,086	
	5	7	9	15	15	51	31,298	9.17	42,700	12.51	54,500	15.97	1,968	2,928	5,086	
	5	7	12	12	15	51	31,298	9.17	42,700	12.51	54,500	15.97	1,968	2,928	5,086	
	7	7	7	12	18	51	31,298	9.17	42,700	12.51	54,500	15.97	1,968	2,928	5,086	
	7	7	7	15	15	51	31,298	9.17	42,700	12.51	54,500	15.97	1,968	2,928	5,086	
	9	9	9	9	15	51	31,298	9.17	42,700	12.51	54,500	15.97	1,968	2,928	5,086	
	9	9	9	12	12	51	31,298	9.17	42,700	12.51	54,500	15.97	1,968	2,928	5,086	
	5	5	9	9	24	52	31,298	9.17	42,700	12.51	54,500	15.97	1,968	2,928	5,086	
	5	5	9	15	18	52	31,298	9.17	42,700	12.51	54,500	15.97	1,968	2,928	5,086	
	5	5	12	12	18	52	31,298	9.17	42,700	12.51	54,500	15.97	1,968	2,928	5,086	
	5	5	12	15	15	52	31,298	9.17	42,700	12.51	54,500	15.97	1,968	2,928	5,086	
	5	7	7	9	24	52	31,298	9.17	42,700	12.51	54,500	15.97	1,968	2,928	5,086	
	5	7	7	15	18	52	31,298	9.17	42,700	12.51	54,500	15.97	1,968	2,928	5,086	
	7	7	7	7	24	52	31,298	9.17	42,700	12.51	54,500	15.97	1,968	2,928	5,086	
	7	9	9	9	18	52	31,298	9.17	42,700	12.51	54,500	15.97	1,968	2,928	5,086	
	7	9	9	12	15	52	31,298	9.17	42,700	12.51	54,500	15.97	1,968	2,928	5,086	
	7	9	12	12	12	52	31,298	9.17	42,700	12.51	54,500	15.97	1,968	2,928	5,086	
	5	5	7	12	24	53	31,298	9.17	42,700	12.51	54,500	15.97	1,968	2,928	5,086	

Note

1. Capacities are based on the following conditions :
   - Cooling : Indoor Ambient Temp. 27°CDB / 19°CWB, Outdoor Ambient Temp. 35°CDB / 24°CWB
   - Heating : Indoor Ambient Temp. 20°CDB / 15°CWB, Outdoor Ambient Temp. 7°CDB / 6°CWB
   - Interconnected piping is standard length and difference of Elevation (Outdoor ~ Indoor Unit) is 0 m.
2. At least two indoor units should be connected. And minimum limit of combination ratio is 40% approximately for rated capacity of outdoor unit.
3. Don't exceed the maximum connectable indoor units number, it can be found in Specifications or combination table of outdoor unit model.

R32

MU5R40

HEATING																
OPERATION	INDOOR UNIT OPERATING (CAPACITY INDEX, kBtu/h)						TOTAL CAPACITY						INPUT(W)			
							MIN.		RATED		MAX.					
	UNIT-A	UNIT-B	UNIT-C	UNIT-D	UNIT-E	TOTAL	Btu/h	kW	Btu/h	kW	Btu/h	kW	MIN.	RATED	MAX.	
5 UNIT	5	5	7	18	18	53	31,298	9.17	42,700	12.51	54,500	15.97	1,968	2,928	5,086	
	5	9	9	12	18	53	31,298	9.17	42,700	12.51	54,500	15.97	1,968	2,928	5,086	
	5	9	9	15	15	53	31,298	9.17	42,700	12.51	54,500	15.97	1,968	2,928	5,086	
	5	9	12	12	15	53	31,298	9.17	42,700	12.51	54,500	15.97	1,968	2,928	5,086	
	5	12	12	12	12	53	31,298	9.17	42,700	12.51	54,500	15.97	1,968	2,928	5,086	
	7	7	9	12	18	53	31,298	9.17	42,700	12.51	54,500	15.97	1,968	2,928	5,086	
	7	7	9	15	15	53	31,298	9.17	42,700	12.51	54,500	15.97	1,968	2,928	5,086	
	7	7	12	12	15	53	31,298	9.17	42,700	12.51	54,500	15.97	1,968	2,928	5,086	
	5	5	5	15	24	54	31,298	9.17	42,700	12.51	54,500	15.97	1,968	2,928	5,086	
	5	7	9	9	24	54	31,298	9.17	42,700	12.51	54,500	15.97	1,968	2,928	5,086	
	5	7	9	15	18	54	31,298	9.17	42,700	12.51	54,500	15.97	1,968	2,928	5,086	
	5	7	12	12	18	54	31,298	9.17	42,700	12.51	54,500	15.97	1,968	2,928	5,086	
	5	7	12	15	15	54	31,298	9.17	42,700	12.51	54,500	15.97	1,968	2,928	5,086	
	7	7	7	9	24	54	31,298	9.17	42,700	12.51	54,500	15.97	1,968	2,928	5,086	
	7	7	7	15	18	54	31,298	9.17	42,700	12.51	54,500	15.97	1,968	2,928	5,086	
	9	9	9	9	18	54	31,298	9.17	42,700	12.51	54,500	15.97	1,968	2,928	5,086	
	9	9	9	12	15	54	31,298	9.17	42,700	12.51	54,500	15.97	1,968	2,928	5,086	
	9	9	12	12	12	54	31,298	9.17	42,700	12.51	54,500	15.97	1,968	2,928	5,086	
	5	5	9	12	24	55	31,298	9.17	42,700	12.51	54,500	15.97	1,968	2,928	5,086	
	5	5	9	18	18	55	31,298	9.17	42,700	12.51	54,500	15.97	1,968	2,928	5,086	
	5	5	12	15	18	55	31,298	9.17	42,700	12.51	54,500	15.97	1,968	2,928	5,086	
	5	5	15	15	15	55	31,298	9.17	42,700	12.51	54,500	15.97	1,968	2,928	5,086	
	5	7	7	12	24	55	31,298	9.17	42,700	12.51	54,500	15.97	1,968	2,928	5,086	
	5	7	7	18	18	55	31,298	9.17	42,700	12.51	54,500	15.97	1,968	2,928	5,086	
	7	9	9	12	18	55	31,298	9.17	42,700	12.51	54,500	15.97	1,968	2,928	5,086	
	7	9	9	15	15	55	31,298	9.17	42,700	12.51	54,500	15.97	1,968	2,928	5,086	
	7	9	12	12	15	55	31,298	9.17	42,700	12.51	54,500	15.97	1,968	2,928	5,086	
	7	12	12	12	12	55	31,298	9.17	42,700	12.51	54,500	15.97	1,968	2,928	5,086	
	5	5	7	15	24	56	31,298	9.17	42,700	12.51	54,500	15.97	1,968	2,928	5,086	
	5	9	9	9	24	56	31,298	9.17	42,700	12.51	54,500	15.97	1,968	2,928	5,086	
	5	9	9	15	18	56	31,298	9.17	42,700	12.51	54,500	15.97	1,968	2,928	5,086	
	5	9	12	12	18	56	31,298	9.17	42,700	12.51	54,500	15.97	1,968	2,928	5,086	
	5	9	12	15	15	56	31,298	9.17	42,700	12.51	54,500	15.97	1,968	2,928	5,086	
	5	12	12	12	15	56	31,298	9.17	42,700	12.51	54,500	15.97	1,968	2,928	5,086	
	7	7	9	9	24	56	31,298	9.17	42,700	12.51	54,500	15.97	1,968	2,928	5,086	
	7	7	9	15	18	56	31,298	9.17	42,700	12.51	54,500	15.97	1,968	2,928	5,086	
	7	7	12	12	18	56	31,298	9.17	42,700	12.51	54,500	15.97	1,968	2,928	5,086	
	5	5	5	18	24	57	31,298	9.17	42,700	12.51	54,500	15.97	1,968	2,928	5,086	
	5	7	9	12	24	57	31,298	9.17	42,700	12.51	54,500	15.97	1,968	2,928	5,086	
	5	7	9	18	18	57	31,298	9.17	42,700	12.51	54,500	15.97	1,968	2,928	5,086	
	5	7	12	15	18	57	31,298	9.17	42,700	12.51	54,500	15.97	1,968	2,928	5,086	
	5	7	15	15	15	57	31,298	9.17	42,700	12.51	54,500	15.97	1,968	2,928	5,086	
	7	7	7	12	24	57	31,298	9.17	42,700	12.51	54,500	15.97	1,968	2,928	5,086	
	7	7	7	18	18	57	31,298	9.17	42,700	12.51	54,500	15.97	1,968	2,928	5,086	
	9	9	9	12	18	57	31,298	9.17	42,700	12.51	54,500	15.97	1,968	2,928	5,086	
	9	9	9	15	15	57	31,298	9.17	42,700	12.51	54,500	15.97	1,968	2,928	5,086	
	9	9	12	12	15	57	31,298	9.17	42,700	12.51	54,500	15.97	1,968	2,928	5,086	
	9	12	12	12	12	57	31,298	9.17	42,700	12.51	54,500	15.97	1,968	2,928	5,086	
	5	5	9	15	24	58	31,298	9.17	42,700	12.51	54,500	15.97	1,968	2,928	5,086	
	5	5	12	12	24	58	31,298	9.17	42,700	12.51	54,500	15.97	1,968	2,928	5,086	
	5	5	12	18	18	58	31,298	9.17	42,700	12.51	54,500	15.97	1,968	2,928	5,086	
	5	5	15	15	18	58	31,298	9.17	42,700	12.51	54,500	15.97	1,968	2,928	5,086	
	5	7	7	15	24	58	31,298	9.17	42,700	12.51	54,500	15.97	1,968	2,928	5,086	
	7	9	9	9	24	58	31,298	9.17	42,700	12.51	54,500	15.97	1,968	2,928	5,086	
	7	9	9	15	18	58	31,298	9.17	42,700	12.51	54,500	15.97	1,968	2,928	5,086	
	7	9	12	12	18	58	31,298	9.17	42,700	12.51	54,500	15.97	1,968	2,928	5,086	
	7	9	12	15	15	58	31,298	9.17	42,700	12.51	54,500	15.97	1,968	2,928	5,086	
	7	12	12	12	15	58	31,298	9.17	42,700	12.51	54,500	15.97	1,968	2,928	5,086	
	5	5	7	18	24	59	31,298	9.17	42,700	12.51	54,500	15.97	1,968	2,928	5,086	
	5	9	9	12	24	59	31,298	9.17	42,700	12.51	54,500	15.97	1,968	2,928	5,086	
	5	9	9	18	18	59	31,298	9.17	42,700	12.51	54,500	15.97	1,968	2,928	5,086	
	5	9	12	15	18	59	31,298	9.17	42,700	12.51	54,500	15.97	1,968	2,928	5,086	
	5	9	15	15	15	59	31,298	9.17	42,700	12.51	54,500	15.97	1,968	2,928	5,086	
	5	12	12	12	18	59	31,298	9.17	42,700	12.51	54,500	15.97	1,968	2,928	5,086	
	5	12	12	15	15	59	31,298	9.17	42,700	12.51	54,500	15.97	1,968	2,928	5,086	
	7	7	9	12	24	59	31,298	9.17	42,700	12.51	54,500	15.97	1,968	2,928	5,086	
	7	7	9	18	18	59	31,298	9.17	42,700	12.51	54,500	15.97	1,968	2,928	5,086	
	7	7	15	15	15	59	31,298	9.17	42,700	12.51	54,500	15.97	1,968	2,928	5,086	
	5	7	9	15	24	60	31,298	9.17	42,700	12.51	54,500	15.97	1,968	2,928	5,086	
	5	7	12	12	24	60	31,298	9.17	42,700	12.51	54,500	15.97	1,968	2,928	5,086	
	5	7	12	18	18	60	31,298	9.17	42,700	12.51	54,500	15.97	1,968	2,928	5,086	
	5	7	15	15	18	60	31,298	9.17	42,700	12.51	54,500	15.97	1,968	2,928	5,086	
	7	7	7	15	24	60	31,298	9.17	42,700	12.51	54,500	15.97	1,968	2,928	5,086	
	9	9	9	9	24	60	31,298	9.17	42,700	12.51	54,500	15.97	1,968	2,928	5,086	
	9	9	9	15	18	60	31,298	9.17	42,700	12.51	54,500	15.97	1,968	2,928	5,086	
	9	9	12	12	18	60	31,298	9.17	42,700	12.51	54,500	15.97	1,968	2,928	5,086	
	9	12	12	12	15	60	31,298	9.17	42,700	12.51	54,500	15.97	1,968	2,928	5,086	
	12	12	12	12	12	60	31,298	9.17	42,700	12.51	54,500	15.97	1,968	2,928	5,086	
	5	5	9	18	24	61	31,298	9.17	42,700	12.51	54,500	15.97	1,968	2,928	5,086	
	5	5	12	15	24	61	31,298	9.17	42,700	12.51	54,500	15.97	1,968	2,928	5,086	
	5	5	15	18	18	61	31,298	9.17	42,700	12.51	54,500	15.97	1,968	2,928	5,086	
	5	7	7	18	24	61	31,298	9.17	42,700	12.51	54,500	15.97	1,968	2,928	5,086	
	7	9	9	12	24	61	31,298	9.17	42,700	12.51	54,500	15.97	1,968	2,928	5,086	
	7	9	9	18	18	61	31,298	9.17	42,700	12.51	54,500	15.97	1,968	2,928	5,086	
	7	9	12	15	18	61	31,298	9.17	42,700	12.51	54,500	15.97	1,968	2,928	5,086	
	7	9	15	15	15	61	31,298	9.17	42,700	12.51	54,500	15.97	1,968	2,928	5,086	
	7	12	12	12	18	61	31,298	9.17	42,700	12.51	54,500	15.97	1,968	2,928	5,086	
	7	12	12	15	15	61	31,298	9.17	42,700	12.51	54,500	15.97	1,968	2,928	5,086	

Note

1. Capacities are based on the following conditions :
   - Cooling : Indoor Ambient Temp. 27°CDB / 19°CWB, Outdoor Ambient Temp. 35°CDB / 24°CWB
   - Heating : Indoor Ambient Temp. 20°CDB / 15°CWB, Outdoor Ambient Temp. 7°CDB / 6°CWB
   - Interconnected piping is standard length and difference of Elevation (Outdoor ~ Indoor Unit) is 0 m.
2. At least two indoor units should be connected. And minimum limit of combination ratio is 40% approximately for rated capacity of outdoor unit.
3. Don't exceed the maximum connectable indoor units number, it can be found in Specifications or combination table of outdoor unit model.

R32

MU5R40

HEATING																
OPERATION	INDOOR UNIT OPERATING (CAPACITY INDEX, kBtu/h)						TOTAL CAPACITY						INPUT(W)			
							MIN.		RATED		MAX.					
	UNIT-A	UNIT-B	UNIT-C	UNIT-D	UNIT-E	TOTAL	Btu/h	kW	Btu/h	kW	Btu/h	kW	MIN.	RATED	MAX.	
5 UNIT	5	9	9	15	24	62	31,298	9.17	42,700	12.51	54,500	15.97	1,968	2,928	5,086	
	5	9	12	12	24	62	31,298	9.17	42,700	12.51	54,500	15.97	1,968	2,928	5,086	
	5	9	12	18	18	62	31,298	9.17	42,700	12.51	54,500	15.97	1,968	2,928	5,086	
	5	9	15	15	18	62	31,298	9.17	42,700	12.51	54,500	15.97	1,968	2,928	5,086	
	5	12	12	15	18	62	31,298	9.17	42,700	12.51	54,500	15.97	1,968	2,928	5,086	
	5	12	15	15	15	62	31,298	9.17	42,700	12.51	54,500	15.97	1,968	2,928	5,086	
	7	7	9	15	24	62	31,298	9.17	42,700	12.51	54,500	15.97	1,968	2,928	5,086	
	7	7	12	12	24	62	31,298	9.17	42,700	12.51	54,500	15.97	1,968	2,928	5,086	
	7	7	15	15	18	62	31,298	9.17	42,700	12.51	54,500	15.97	1,968	2,928	5,086	
	5	5	5	24	24	63	31,298	9.17	42,700	12.51	54,500	15.97	1,968	2,928	5,086	
	5	7	9	18	24	63	31,298	9.17	42,700	12.51	54,500	15.97	1,968	2,928	5,086	
	5	7	12	15	24	63	31,298	9.17	42,700	12.51	54,500	15.97	1,968	2,928	5,086	
	5	7	15	18	18	63	31,298	9.17	42,700	12.51	54,500	15.97	1,968	2,928	5,086	
	7	7	7	18	24	63	31,298	9.17	42,700	12.51	54,500	15.97	1,968	2,928	5,086	
	9	9	9	12	24	63	31,298	9.17	42,700	12.51	54,500	15.97	1,968	2,928	5,086	
	9	9	9	18	18	63	31,298	9.17	42,700	12.51	54,500	15.97	1,968	2,928	5,086	
	9	9	15	15	15	63	31,298	9.17	42,700	12.51	54,500	15.97	1,968	2,928	5,086	
	9	12	12	12	18	63	31,298	9.17	42,700	12.51	54,500	15.97	1,968	2,928	5,086	
	9	12	12	15	15	63	31,298	9.17	42,700	12.51	54,500	15.97	1,968	2,928	5,086	
	12	12	12	12	15	63	31,298	9.17	42,700	12.51	54,500	15.97	1,968	2,928	5,086	
	5	5	12	18	24	64	31,298	9.17	42,700	12.51	54,500	15.97	1,968	2,928	5,086	
	5	5	15	15	24	64	31,298	9.17	42,700	12.51	54,500	15.97	1,968	2,928	5,086	
	5	5	18	18	18	64	31,298	9.17	42,700	12.51	54,500	15.97	1,968	2,928	5,086	
	7	9	9	15	24	64	31,298	9.17	42,700	12.51	54,500	15.97	1,968	2,928	5,086	
	7	9	12	12	24	64	31,298	9.17	42,700	12.51	54,500	15.97	1,968	2,928	5,086	
	7	9	12	18	18	64	31,298	9.17	42,700	12.51	54,500	15.97	1,968	2,928	5,086	
	7	9	15	15	18	64	31,298	9.17	42,700	12.51	54,500	15.97	1,968	2,928	5,086	
	7	12	12	15	18	64	31,298	9.17	42,700	12.51	54,500	15.97	1,968	2,928	5,086	
	7	12	15	15	15	64	31,298	9.17	42,700	12.51	54,500	15.97	1,968	2,928	5,086	
	5	5	7	24	24	65	31,298	9.17	42,700	12.51	54,500	15.97	1,968	2,928	5,086	
	5	9	9	18	24	65	31,298	9.17	42,700	12.51	54,500	15.97	1,968	2,928	5,086	
	5	9	12	15	24	65	31,298	9.17	42,700	12.51	54,500	15.97	1,968	2,928	5,086	
	5	9	15	18	18	65	31,298	9.17	42,700	12.51	54,500	15.97	1,968	2,928	5,086	
	5	12	12	12	24	65	31,298	9.17	42,700	12.51	54,500	15.97	1,968	2,928	5,086	
	5	12	12	18	18	65	31,298	9.17	42,700	12.51	54,500	15.97	1,968	2,928	5,086	
	5	12	15	15	18	65	31,298	9.17	42,700	12.51	54,500	15.97	1,968	2,928	5,086	
	5	15	15	15	15	65	31,298	9.17	42,700	12.51	54,500	15.97	1,968	2,928	5,086	
	7	7	9	18	24	65	31,298	9.17	42,700	12.51	54,500	15.97	1,968	2,928	5,086	
	7	7	15	18	18	65	31,298	9.17	42,700	12.51	54,500	15.97	1,968	2,928	5,086	
	5	7	12	18	24	66	31,298	9.17	42,700	12.51	54,500	15.97	1,968	2,928	5,086	
	5	7	15	15	24	66	31,298	9.17	42,700	12.51	54,500	15.97	1,968	2,928	5,086	
	5	7	18	18	18	66	31,298	9.17	42,700	12.51	54,500	15.97	1,968	2,928	5,086	
	9	9	9	15	24	66	31,298	9.17	42,700	12.51	54,500	15.97	1,968	2,928	5,086	
	9	9	12	12	24	66	31,298	9.17	42,700	12.51	54,500	15.97	1,968	2,928	5,086	
	9	9	15	15	18	66	31,298	9.17	42,700	12.51	54,500	15.97	1,968	2,928	5,086	
	9	12	12	15	18	66	31,298	9.17	42,700	12.51	54,500	15.97	1,968	2,928	5,086	
	9	12	15	15	15	66	31,298	9.17	42,700	12.51	54,500	15.97	1,968	2,928	5,086	
	12	12	12	12	18	66	31,298	9.17	42,700	12.51	54,500	15.97	1,968	2,928	5,086	
	12	12	12	15	15	66	31,298	9.17	42,700	12.51	54,500	15.97	1,968	2,928	5,086	
	5	5	9	24	24	67	31,298	9.17	42,700	12.51	54,500	15.97	1,968	2,928	5,086	
	5	5	15	18	24	67	31,298	9.17	42,700	12.51	54,500	15.97	1,968	2,928	5,086	
	5	7	7	24	24	67	31,298	9.17	42,700	12.51	54,500	15.97	1,968	2,928	5,086	
	7	9	9	18	24	67	31,298	9.17	42,700	12.51	54,500	15.97	1,968	2,928	5,086	
	7	9	12	15	24	67	31,298	9.17	42,700	12.51	54,500	15.97	1,968	2,928	5,086	
	7	9	15	18	18	67	31,298	9.17	42,700	12.51	54,500	15.97	1,968	2,928	5,086	
	7	12	12	12	24	67	31,298	9.17	42,700	12.51	54,500	15.97	1,968	2,928	5,086	
	7	12	12	18	18	67	31,298	9.17	42,700	12.51	54,500	15.97	1,968	2,928	5,086	
	7	12	15	15	18	67	31,298	9.17	42,700	12.51	54,500	15.97	1,968	2,928	5,086	
	7	15	15	15	15	67	31,298	9.17	42,700	12.51	54,500	15.97	1,968	2,928	5,086	
	5	9	12	18	24	68	31,298	9.17	42,700	12.51	54,500	15.97	1,968	2,928	5,086	
	5	9	12	18	24	68	31,298	9.17	42,700	12.51	54,500	15.97	1,968	2,928	5,086	
	5	9	15	15	24	68	31,298	9.17	42,700	12.51	54,500	15.97	1,968	2,928	5,086	
	5	9	18	18	18	68	31,298	9.17	42,700	12.51	54,500	15.97	1,968	2,928	5,086	
	5	12	12	15	24	68	31,298	9.17	42,700	12.51	54,500	15.97	1,968	2,928	5,086	
	5	12	15	18	18	68	31,298	9.17	42,700	12.51	54,500	15.97	1,968	2,928	5,086	
	5	15	15	15	18	68	31,298	9.17	42,700	12.51	54,500	15.97	1,968	2,928	5,086	
	7	7	15	15	24	68	31,298	9.17	42,700	12.51	54,500	15.97	1,968	2,928	5,086	
	7	7	18	18	18	68	31,298	9.17	42,700	12.51	54,500	15.97	1,968	2,928	5,086	
	5	7	9	24	24	69	31,298	9.17	42,700	12.51	54,500	15.97	1,968	2,928	5,086	
	5	7	15	18	24	69	31,298	9.17	42,700	12.51	54,500	15.97	1,968	2,928	5,086	
	7	7	7	24	24	69	31,298	9.17	42,700	12.51	54,500	15.97	1,968	2,928	5,086	
	9	9	9	18	24	69	31,298	9.17	42,700	12.51	54,500	15.97	1,968	2,928	5,086	
	9	9	15	18	18	69	31,298	9.17	42,700	12.51	54,500	15.97	1,968	2,928	5,086	
	9	12	12	12	24	69	31,298	9.17	42,700	12.51	54,500	15.97	1,968	2,928	5,086	
	9	12	12	18	18	69	31,298	9.17	42,700	12.51	54,500	15.97	1,968	2,928	5,086	
	9	12	15	15	18	69	31,298	9.17	42,700	12.51	54,500	15.97	1,968	2,928	5,086	
	9	15	15	15	15	69	31,298	9.17	42,700	12.51	54,500	15.97	1,968	2,928	5,086	
	12	12	12	15	18	69	31,298	9.17	42,700	12.51	54,500	15.97	1,968	2,928	5,086	
	12	12	15	15	15	69	31,298	9.17	42,700	12.51	54,500	15.97	1,968	2,928	5,086	
	5	5	12	24	24	70	31,298	9.17	42,700	12.51	54,500	15.97	1,968	2,928	5,086	
	5	5	18	18	24	70	31,298	9.17	42,700	12.51	54,500	15.97	1,968	2,928	5,086	
	7	9	12	18	24	70	31,298	9.17	42,700	12.51	54,500	15.97	1,968	2,928	5,086	
	7	9	15	15	24	70	31,298	9.17	42,700	12.51	54,500	15.97	1,968	2,928	5,086	
	7	9	18	18	18	70	31,298	9.17	42,700	12.51	54,500	15.97	1,968	2,928	5,086	
	7	12	12	15	24	70	31,298	9.17	42,700	12.51	54,500	15.97	1,968	2,928	5,086	
	7	12	15	18	18	70	31,298	9.17	42,700	12.51	54,500	15.97	1,968	2,928	5,086	
	7	15	15	15	18	70	31,298	9.17	42,700	12.51	54,500	15.97	1,968	2,928	5,086	
	5	9	9	24	24	71	31,298	9.17	42,700	12.51	54,500	15.97	1,968	2,928	5,086	

Note
1. Capacities are based on the following conditions :
   - Cooling : Indoor Ambient Temp. 27°CDB / 19°CWB, Outdoor Ambient Temp. 35°CDB / 24°CWB
   - Heating : Indoor Ambient Temp. 20°CDB / 15°CWB, Outdoor Ambient Temp. 7°CDB / 6°CWB
   - Interconnected piping is standard length and difference of Elevation (Outdoor ~ Indoor Unit) is 0 m.
2. At least two indoor units should be connected. And minimum limit of combination ratio is 40% approximately for rated capacity of outdoor unit.
3. Don't exceed the maximum connectable indoor units number, it can be found in Specifications or combination table of outdoor unit model.

R32

MU5R40

HEATING																
OPERATION	INDOOR UNIT OPERATING (CAPACITY INDEX, kBtu/h)						TOTAL CAPACITY						INPUT(W)			
							MIN.		RATED		MAX.					
	UNIT-A	UNIT-B	UNIT-C	UNIT-D	UNIT-E	TOTAL	Btu/h	kW	Btu/h	kW	Btu/h	kW	MIN.	RATED	MAX.	
5 UNIT	5	9	15	18	24	71	31,298	9.17	42,700	12.51	54,500	15.97	1,968	2,928	5,086	
	5	12	12	18	24	71	31,298	9.17	42,700	12.51	54,500	15.97	1,968	2,928	5,086	
	5	12	15	15	24	71	31,298	9.17	42,700	12.51	54,500	15.97	1,968	2,928	5,086	
	5	12	18	18	18	71	31,298	9.17	42,700	12.51	54,500	15.97	1,968	2,928	5,086	
	5	15	15	18	18	71	31,298	9.17	42,700	12.51	54,500	15.97	1,968	2,928	5,086	
	7	7	9	24	24	71	31,298	9.17	42,700	12.51	54,500	15.97	1,968	2,928	5,086	
	7	7	15	18	24	71	31,298	9.17	42,700	12.51	54,500	15.97	1,968	2,928	5,086	
	5	7	12	24	24	72	31,298	9.17	42,700	12.51	54,500	15.97	1,968	2,928	5,086	
	5	7	18	18	24	72	31,298	9.17	42,700	12.51	54,500	15.97	1,968	2,928	5,086	
	9	9	15	15	24	72	31,298	9.17	42,700	12.51	54,500	15.97	1,968	2,928	5,086	
	9	9	18	18	18	72	31,298	9.17	42,700	12.51	54,500	15.97	1,968	2,928	5,086	
	9	12	12	15	24	72	31,298	9.17	42,700	12.51	54,500	15.97	1,968	2,928	5,086	
	9	12	15	18	18	72	31,298	9.17	42,700	12.51	54,500	15.97	1,968	2,928	5,086	
	9	15	15	15	18	72	31,298	9.17	42,700	12.51	54,500	15.97	1,968	2,928	5,086	
	12	12	12	18	18	72	31,298	9.17	42,700	12.51	54,500	15.97	1,968	2,928	5,086	
	12	12	12	12	24	72	31,298	9.17	42,700	12.51	54,500	15.97	1,968	2,928	5,086	
	12	12	15	15	18	72	31,298	9.17	42,700	12.51	54,500	15.97	1,968	2,928	5,086	
	12	15	15	15	15	72	31,298	9.17	42,700	12.51	54,500	15.97	1,968	2,928	5,086	

Note
1. Capacities are based on the following conditions :
   - Cooling : Indoor Ambient Temp. 27°CDB / 19°CWB, Outdoor Ambient Temp. 35°CDB / 24°CWB
   - Heating : Indoor Ambient Temp. 20°CDB / 15°CWB, Outdoor Ambient Temp. 7°CDB / 6°CWB
   - Interconnected piping is standard length and difference of Elevation (Outdoor ~ Indoor Unit) is 0 m.
2. At least two indoor units should be connected. And minimum limit of combination ratio is 40% approximately for rated capacity of outdoor unit.
3. Don't exceed the maximum connectable indoor units number, it can be found in Specifications or combination table of outdoor unit model.

R410A MULTI SPLIT







R410A

EUROVENT CERTIFIED PERFORMANCE www.eurovent-certification.com

LG participates in the ECP programme for EUROVENT AC program. Check ongoing validity of certification : www.eurovent-certification.com

OUTDOOR				FM40AH.U34
Compressor	Type		-	Scroll
Capacity**	Cooling	Min. / Nom. / Max.	kW	2.8 / 12.3 / 15.4
	Heating	Min. / Nom. / Max.	kW	3.1 / 13.5 / 16.2
Low Temperature Capacity	Heating	Max.	kW	12.5
Power Input**	Cooling	Min. / Nom. / Max.	kW	0.82 / 2.42 / 4.90
	Heating	Min. / Nom. / Max.	kW	0.89 / 2.87 / 5.10
Running Current**	Cooling	Min. / Nom. / Max.	A	3.7 / 11.0 / 22.2
	Heating	Min. / Nom. / Max.	A	4.0 / 13.0 / 23.1
EER				5.08
COP				4.70
SEER				7.40
SCOP				4.20
Pdesign (@-10°C)			kW	8.6
Seasonal Energy Label (A++ to E Scale)	Cooling / Heating		-	- / -
Annual Energy Consumption	Cooling / Heating		kWh	981 / 2,867
Air Flow Rate		Nom.	m^3/min x No.	110
Sound Pressure Level*	Cooling	Nom.	dB(A)	51
	Heating	Nom.	dB(A)	53
Sound Power Level	Cooling	Max.	dB(A)	69
	Heating	Max.	dB(A)	70
Dimensions		W x H x D	mm	950 x 1,380 x 330
Net Weight			kg	87
Refrigerant	Type		-	R410A
	Charge		kg	4.2
	Additional Charging Volume		g/m	20
	GWP (Global Warming Potential)		-	2,087.5
	t-CO_2eq		-	8.768
Operation Range (Outdoor)	Cooling	Min. / Max.	°C DB	-10 / 48
	Heating	Min. / Max.	°C WB	-25 / 18
Power Supply			Ø / V / Hz	1 / 220-240 / 50
Power Supply Cable			No. x mm^2	3C x 4.0
Transmission Cable	ODU~BD		No. x mm^2	4C x 1.25
	BD-IDU		No. x mm^2	4C x 0.75
Circuit Breaker			A	40
Max Piping Length	Total Piping (Main+Total Branch)		m	125
	Main Piping		m	55
	Total Branch Piping		m	70
	Each Branch Piping		m	15
Piping Elevation Difference	IDU~ODU	Max.	m	30
	IDU~IDU	Max.	m	15
Piping Connections	Liquid		mm (inch) x No.	Ø9.52 x 1
	Gas		mm (inch) x No.	Ø19.05 x1

* : Sound Pressure is not a value declared on Eurovent Program.
※ For our policy of continuous product improvement, specification, design and features are subject to change without prior notice.
Note : 1. Capacities are based on the following conditions:
Cooling : - Indoor Temperature 27°C (80.6°F) DB / 19°C (66.2°F) WB - Outdoor Temperature 35°C (95°F) DB / 24°C (75.2°F) WB
Heating : - Indoor Temperature 20°C (68°F) DB / 15°C (59°F) WB - Outdoor Temperature 7°C (44.6°F) DB / 6°C (42.8°F) WB
Piping Length - Interconnecting Piping Length 7.5m - Level Difference of Zero.
2. ** : See page "Combination Table".
3. Due to our policy of innovation some specifications may be changed without notification.
4. At least two indoor units should be connected.
5. Minimum combination capacity rate should be more than 40%.
6. This product contains fluorinated greenhouse gases. (R410A)



R410A

LG participates in the ECP programme for EUROVENT AC program. Check ongoing validity of certification : www.eurovent-certification.com

OUTDOOR				FM48AH.U34	FM56AH.U34
Compressor	Type		-	Scroll	Scroll
Capacity**	Cooling	Min. / Nom. / Max.	kW	3.3 / 14.1 / 17.0	4.0 / 15.5 / 18.5
	Heating	Min. / Nom. / Max.	kW	3.7 / 16.0 / 17.3	4.5 / 17.4 / 18.8
Low Temperature Capacity	Heating	Max.	kW	14.5	15.5
Power Input**	Cooling	Min. / Nom. / Max.	kW	0.96 / 3.12 / 5.30	1.18 / 3.87 / 5.60
	Heating	Min. / Nom. / Max.	kW	1.06 / 3.76 / 5.40	1.29 / 4.34 / 5.80
Running Current**	Cooling	Min. / Nom. / Max.	A	4.4 / 14.1 / 24.0	5.3 / 17.5 / 25.4
	Heating	Min. / Nom. / Max.	A	4.8 / 17.0 / 24.5	5.9 / 19.7 / 26.3
EER				4.51	4.01
COP				4.25	4.01
SEER				7.20	6.90
SCOP				4.20	4.20
Pdesign(@-10°C)			kW	9.5	9.5
Seasonal Energy Label (A++ to E Scale)	Cooling / Heating		-	- / -	- / -
Annual Energy Consumption	Cooling / Heating		kWh	1,167 / 3,167	1,348 / 3,167
Air Flow Rate		Nom.	m^3/min x No.	110	110
Sound Pressure Level*	Cooling	Nom.	dB(A)	53	53
	Heating	Nom.	dB(A)	55	55
Sound Power Level	Cooling	Max.	dB(A)	71	73
	Heating	Max.	dB(A)	72	74
Dimensions		W x H x D	mm	950 x 1,380 x 330	950 x 1,380 x 330
Net Weight			kg	87	87
Refrigerant	Type		-	R410A	R410A
	Charge		kg	4.2	4.2
	Additional Charging Volume		g/m	20	20
	GWP (Global Warming Potential)		-	2,087.5	2,087.5
	t-CO_2eq		-	8.768	8.768
Operation Range (Outdoor)	Cooling	Min. / Max.	°C DB	-10 / 48	-10 / 48
	Heating	Min. / Max.	°C WB	-25 / 18	-25 / 18
Power Supply			Ø / V / Hz	1 / 220-240 / 50	1 / 220-240 / 50
Power Supply Cable			No. x mm^2	3C x 4.0	3C x 4.0
Transmission Cable	ODU-BD		No. x mm^2	4C x 1.25	4C x 1.25
	BD-IDU		No. x mm^2	4C x 0.75	4C x 0.75
Circuit Breaker			A	40	40
Max Piping Length	Total Piping (Main+Total Branch)		m	135	145
	Main Piping		m	55	55
	Total Branch Piping		m	80	90
	Each Branch Piping		m	15	15
Piping Elevation Difference	IDU-ODU	Max.	m	30	30
	IDU-IDU	Max.	m	15	15
Piping Connections	Liquid		mm (inch) x No.	Ø9.52 x 1	Ø9.52 x 1
	Gas		mm (inch) x No.	Ø19.05 x1	Ø19.05 x1

* : Sound Pressure is not a value declared on Eurovent Program.
※ For our policy of continuous product improvement, specification, design and features are subject to change without prior notice.
Note : 1. Capacities are based on the following conditions:
Cooling : - Indoor Temperature 27°C (80.6°F) DB / 19°C (66.2°F) WB - Outdoor Temperature 35°C (95°F) DB / 24°C (75.2°F) WB
Heating : - Indoor Temperature 20°C (68°F) DB / 15°C (59°F) WB - Outdoor Temperature 7°C (44.6°F) DB / 6°C (42.8°F) WB
Piping Length - Interconnecting Piping Length 7.5m - Level Difference of Zero.
2. ** : See page "Combination Table".
3. Due to our policy of innovation some specifications may be changed without notification.
4. At least two indoor units should be connected.
5. Minimum combination capacity rate should be more than 40%.
6. This product contains fluorinated greenhouse gases. (R410A)



R410A

3Phase

LG participates in the ECP programme for EUROVENT AC program. Check ongoing validity of certification : www.eurovent-certification.com

OUTDOOR				FM41AH.U34	FM49AH.U34	FM57AH.U34
Compressor	Type		-	Scroll	Scroll	Scroll
Capacity**	Cooling	Min. / Nom. / Max.	kW	2.8 / 12.3 / 15.4	3.3 / 14.1 / 17.0	4.0 / 15.5 / 18.5
	Heating	Min. / Nom. / Max.	kW	3.1 / 13.5 / 16.2	3.7 / 16.0 / 17.3	4.5 / 17.4 / 18.8
Low Temperature Capacity	Heating	Max.	kW	12.5	14.5	15.5
Power Input**	Cooling	Min. / Nom. / Max.	kW	0.82 / 2.42 / 4.90	0.96 / 3.12 / 5.30	1.18 / 3.87 / 5.60
	Heating	Min. / Nom. / Max.	kW	0.89 / 2.87 / 5.10	1.06 / 3.76 / 5.40	1.29 / 4.34 / 5.80
Running Current**	Cooling	Min. / Nom. / Max.	A	1.2 / 3.6 / 7.4	1.4 / 4.7 / 8.0	1.8 / 5.8 / 8.4
	Heating	Min. / Nom. / Max.	A	1.3 / 4.3 / 7.7	1.6 / 5.7 / 8.1	1.9 / 6.5 / 8.7
EER				5.08	4.51	4.01
COP				4.70	4.25	4.01
SEER				7.40	7.20	6.90
SCOP				4.20	4.20	4.20
Pdesign(@-10°C)			kW	8.6	9.5	9.5
Seasonal Energy Label (A++ to E Scale)	Cooling / Heating		-	- / -	- / -	- / -
Annual Energy Consumption	Cooling / Heating		kWh	981 / 2,867	1,167 / 3,167	1,348 / 3,167
Air Flow Rate		Nom.	m^3/min x No.	110	110	110
Sound Pressure Level*	Cooling	Nom.	dB(A)	51	53	53
	Heating	Nom.	dB(A)	53	55	55
Sound Power Level	Cooling	Max.	dB(A)	69	71	73
	Heating	Max.	dB(A)	70	72	74
Dimensions		W x H x D	mm	950 x 1,380 x 330	950 x 1,380 x 330	950 x 1,380 x 330
Net Weight			kg	87	87	87
Refrigerant	Type		-	R410A	R410A	R410A
	Charge		kg	4.2	4.2	4.2
	Additional Charging Volume		g/m	20	20	20
	GWP (Global Warming Potential)		-	2,087.5	2,087.5	2,087.5
	t-CO_2eq		-	8.768	8.768	8.768
Operation Range (Outdoor)	Cooling	Min. / Max.	°C DB	-10 / 48	-10 / 48	-10 / 48
	Heating	Min. / Max.	°C WB	-25 / 18	-25 / 18	-25 / 18
Power Supply			Ø / V / Hz	3 / 380-415 / 50	3 / 380-415 / 50	3 / 380-415 / 50
Power Supply Cable			No. x mm^2	5C x 2.5	5C x 2.5	5C x 2.5
Transmission Cable	ODU-BD		No. x mm^2	4C x 1.25	4C x 1.25	4C x 1.25
	BD-IDU		No. x mm^2	4C x 0.75	4C x 0.75	4C x 0.75
Circuit Breaker			A	20	20	20
Max Piping Length	Total Piping (Main+Total Branch)		m	125	135	145
	Main Piping		m	55	55	55
	Total Branch Piping		m	70	80	90
	Each Branch Piping		m	15	15	15
Piping Elevation Difference	IDU-ODU	Max.	m	30	30	30
	IDU-IDU	Max.	m	15	15	15
Piping Connections	Liquid		mm (inch) x No.	Ø9.52 x 1	Ø9.52 x 1	Ø9.52 x 1
	Gas		mm (inch) x No.	Ø19.05 x1	Ø19.05 x1	Ø19.05 x1

* : Sound Pressure is not a value declared on Eurovent Program.
※ For our policy of continuous product improvement, specification, design and features are subject to change without prior notice.
Note : 1. Capacities are based on the following conditions:
Cooling : - Indoor Temperature 27°C (80.6°F) DB / 19°C (66.2°F) WB - Outdoor Temperature 35°C (95°F) DB / 24°C (75.2°F) WB
Heating : - Indoor Temperature 20°C (68°F) DB / 15°C (59°F) WB - Outdoor Temperature 7°C (44.6°F) DB / 6°C (42.8°F) WB
Piping Length - Interconnecting Piping Length 7.5m - Level Difference of Zero.
2. ** : See page "Combination Table".
3. Due to our policy of innovation some specifications may be changed without notification.
4. At least two indoor units should be connected.
5. Minimum combination capacity rate should be more than 40%.
6. This product contains fluorinated greenhouse gases. (R410A)

R410A

FM40AH / FM41AH

COOLING									
TOTAL INDOOR UNIT CAPACITY INDEX (kBtu/h CLASS)	COOLING CAPACITY						INPUT(W)		
	MIN.		RATED		MAX.				
	Btu/h	kW	Btu/h	kW	Btu/h	kW	MIN.	RATED	MAX.
16	9,600	2.81	16,000	4.69	20,800	6.10	820	902	1,713
17	10,200	2.99	17,000	4.98	21,250	6.23	863	959	1,757
18	10,800	3.17	18,000	5.28	22,500	6.59	904	1,016	1,869
19	11,400	3.34	19,000	5.57	23,750	6.96	945	1,074	1,982
20	12,000	3.52	20,000	5.86	25,000	7.33	984	1,131	2,096
21	12,600	3.69	21,000	6.15	26,250	7.69	1,023	1,188	2,211
22	13,200	3.87	22,000	6.45	27,500	8.06	1,061	1,246	2,327
23	13,800	4.04	23,000	6.74	28,750	8.43	1,099	1,304	2,445
24	14,400	4.22	24,000	7.03	30,000	8.79	1,136	1,362	2,563
25	15,000	4.40	25,000	7.33	31,250	9.16	1,172	1,419	2,682
26	15,600	4.57	26,000	7.62	32,500	9.53	1,207	1,477	2,803
27	16,200	4.75	27,000	7.91	33,750	9.89	1,242	1,536	2,925
28	16,800	4.92	28,000	8.21	35,000	10.26	1,276	1,594	3,047
29	17,400	5.10	29,000	8.50	36,250	10.62	1,309	1,652	3,171
30	18,000	5.28	30,000	8.79	37,500	10.99	1,342	1,710	3,297
31	18,600	5.45	31,000	9.09	38,750	11.36	1,374	1,769	3,423
32	19,200	5.63	32,000	9.38	40,000	11.72	1,406	1,827	3,551
33	19,800	5.80	33,000	9.67	41,250	12.09	1,437	1,886	3,680
34	20,400	5.98	34,000	9.96	42,500	12.46	1,468	1,945	3,810
35	21,000	6.15	35,000	10.26	43,750	12.82	1,498	2,004	3,942
36	21,600	6.33	36,000	10.55	45,000	13.19	1,527	2,063	4,074
37	22,200	6.51	37,000	10.84	46,250	13.56	1,556	2,122	4,209
38	22,800	6.68	38,000	11.14	47,500	13.92	1,585	2,181	4,344
39	23,400	6.86	39,000	11.43	48,750	14.29	1,613	2,240	4,481
40	24,000	7.03	40,000	11.72	50,000	14.65	1,640	2,299	4,619
41	24,600	7.21	41,000	12.02	51,250	15.02	1,667	2,359	4,759
42	25,200	7.39	42,000	12.31	52,500	15.39	1,694	2,420	4,900
43	25,200	7.39	42,000	12.31	52,500	15.39	1,694	2,420	4,900
44	25,200	7.39	42,000	12.31	52,500	15.39	1,694	2,420	4,900
45	25,200	7.39	42,000	12.31	52,500	15.39	1,694	2,420	4,900
46	25,200	7.39	42,000	12.31	52,500	15.39	1,694	2,420	4,900
47	25,200	7.39	42,000	12.31	52,500	15.39	1,694	2,420	4,900
48	25,200	7.39	42,000	12.31	52,500	15.39	1,694	2,420	4,900
49	25,200	7.39	42,000	12.31	52,500	15.39	1,694	2,420	4,900
50	25,200	7.39	42,000	12.31	52,500	15.39	1,694	2,420	4,900
51	25,200	7.39	42,000	12.31	52,500	15.39	1,694	2,420	4,900
52	25,200	7.39	42,000	12.31	52,500	15.39	1,694	2,420	4,900
53	25,200	7.39	42,000	12.31	52,500	15.39	1,694	2,420	4,900
54	25,200	7.39	42,000	12.31	52,500	15.39	1,694	2,420	4,900
55	25,200	7.39	42,000	12.31	52,500	15.39	1,694	2,420	4,900
56	25,200	7.39	42,000	12.31	52,500	15.39	1,694	2,420	4,900
57	25,200	7.39	42,000	12.31	52,500	15.39	1,694	2,420	4,900
58	25,200	7.39	42,000	12.31	52,500	15.39	1,694	2,420	4,900
59	25,200	7.39	42,000	12.31	52,500	15.39	1,694	2,420	4,900
60	25,200	7.39	42,000	12.31	52,500	15.39	1,694	2,420	4,900
61	25,200	7.39	42,000	12.31	52,500	15.39	1,694	2,420	4,900
62	25,200	7.39	42,000	12.31	52,500	15.39	1,694	2,420	4,900
63	25,200	7.39	42,000	12.31	52,500	15.39	1,694	2,420	4,900
64	25,200	7.39	42,000	12.31	52,500	15.39	1,694	2,420	4,900
65	25,200	7.39	42,000	12.31	52,500	15.39	1,694	2,420	4,900
66	25,200	7.39	42,000	12.31	52,500	15.39	1,694	2,420	4,900
67	25,200	7.39	42,000	12.31	52,500	15.39	1,694	2,420	4,900
68	25,200	7.39	42,000	12.31	52,500	15.39	1,694	2,420	4,900
69	25,200	7.39	42,000	12.31	52,500	15.39	1,694	2,420	4,900
70	25,200	7.39	42,000	12.31	52,500	15.39	1,694	2,420	4,900
71	25,200	7.39	42,000	12.31	52,500	15.39	1,694	2,420	4,900
72	25,200	7.39	42,000	12.31	52,500	15.39	1,694	2,420	4,900

Note
1. Capacities are based on the following conditions :
   - Cooling : Indoor Ambient Temp. 27°CDB / 19°CWB, Outdoor Ambient Temp. 35°CDB / 24°CWB
   - Heating : Indoor Ambient Temp. 20°CDB / 15°CWB, Outdoor Ambient Temp. 7°CDB / 6°CWB
   - Interconnected piping is standard length and difference of Elevation (Outdoor ~ Indoor Unit) is 0 m.
2. At least two indoor units should be connected. And minimum limit of combination ratio is 40% approximately for rated capacity of outdoor unit.
3. Don't exceed the maximum connectable indoor units number, it can be found in Specifications or combination table of outdoor unit model.

R410A

FM40AH / FM41AH

HEATING									
TOTAL INDOOR UNIT CAPACITY INDEX (kBtu/h CLASS)	COOLING CAPACITY						INPUT(W)		
	MIN.		RATED		MAX.				
	Btu/h	kW	Btu/h	kW	Btu/h	kW	MIN.	RATED	MAX.
16	10,560	3.09	17,600	5.16	22,880	6.71	890	1,080	2,080
17	11,215	3.29	18,700	5.48	23,375	6.85	939	1,147	2,129
18	11,871	3.48	19,800	5.80	24,750	7.25	988	1,216	2,255
19	12,526	3.67	20,900	6.13	26,125	7.66	1,036	1,284	2,382
20	13,182	3.86	22,000	6.45	27,500	8.06	1,084	1,352	2,509
21	13,837	4.06	23,100	6.77	28,875	8.46	1,131	1,421	2,636
22	14,492	4.25	24,200	7.09	30,250	8.87	1,178	1,490	2,763
23	15,148	4.44	25,300	7.42	31,625	9.27	1,224	1,558	2,891
24	15,803	4.63	26,400	7.74	33,000	9.67	1,269	1,627	3,018
25	16,458	4.82	27,500	8.06	34,375	10.07	1,314	1,696	3,146
26	17,114	5.02	28,600	8.38	35,750	10.48	1,359	1,765	3,274
27	17,769	5.21	29,700	8.70	37,125	10.88	1,403	1,834	3,401
28	18,425	5.40	30,800	9.03	38,500	11.28	1,446	1,903	3,530
29	19,080	5.59	31,900	9.35	39,875	11.69	1,489	1,972	3,658
30	19,735	5.78	33,000	9.67	41,250	12.09	1,532	2,042	3,786
31	20,391	5.98	34,100	9.99	42,625	12.49	1,574	2,111	3,915
32	21,046	6.17	35,200	10.32	44,000	12.90	1,615	2,181	4,044
33	21,702	6.36	36,300	10.64	45,375	13.30	1,657	2,250	4,172
34	22,357	6.55	37,400	10.96	46,750	13.70	1,697	2,320	4,301
35	23,012	6.74	38,500	11.28	48,125	14.10	1,737	2,390	4,431
36	23,668	6.94	39,600	11.61	49,500	14.51	1,777	2,460	4,560
37	24,323	7.13	40,700	11.93	50,875	14.91	1,817	2,530	4,689
38	24,978	7.32	41,800	12.25	52,250	15.31	1,856	2,600	4,819
39	25,634	7.51	42,900	12.57	53,625	15.72	1,894	2,670	4,949
40	26,289	7.70	44,000	12.90	54,150	15.87	1,932	2,740	5,000
41	26,945	7.90	45,100	13.22	54,675	16.02	1,970	2,811	5,052
42	27,600	8.09	46,000	13.48	55,200	16.18	2,009	2,870	5,100
43	27,600	8.09	46,000	13.48	55,200	16.18	2,009	2,870	5,100
44	27,600	8.09	46,000	13.48	55,200	16.18	2,009	2,870	5,100
45	27,600	8.09	46,000	13.48	55,200	16.18	2,009	2,870	5,100
46	27,600	8.09	46,000	13.48	55,200	16.18	2,009	2,870	5,100
47	27,600	8.09	46,000	13.48	55,200	16.18	2,009	2,870	5,100
48	27,600	8.09	46,000	13.48	55,200	16.18	2,009	2,870	5,100
49	27,600	8.09	46,000	13.48	55,200	16.18	2,009	2,870	5,100
50	27,600	8.09	46,000	13.48	55,200	16.18	2,009	2,870	5,100
51	27,600	8.09	46,000	13.48	55,200	16.18	2,009	2,870	5,100
52	27,600	8.09	46,000	13.48	55,200	16.18	2,009	2,870	5,100
53	27,600	8.09	46,000	13.48	55,200	16.18	2,009	2,870	5,100
54	27,600	8.09	46,000	13.48	55,200	16.18	2,009	2,870	5,100
55	27,600	8.09	46,000	13.48	55,200	16.18	2,009	2,870	5,100
56	27,600	8.09	46,000	13.48	55,200	16.18	2,009	2,870	5,100
57	27,600	8.09	46,000	13.48	55,200	16.18	2,009	2,870	5,100
58	27,600	8.09	46,000	13.48	55,200	16.18	2,009	2,870	5,100
59	27,600	8.09	46,000	13.48	55,200	16.18	2,009	2,870	5,100
60	27,600	8.09	46,000	13.48	55,200	16.18	2,009	2,870	5,100
61	27,600	8.09	46,000	13.48	55,200	16.18	2,009	2,870	5,100
62	27,600	8.09	46,000	13.48	55,200	16.18	2,009	2,870	5,100
63	27,600	8.09	46,000	13.48	55,200	16.18	2,009	2,870	5,100
64	27,600	8.09	46,000	13.48	55,200	16.18	2,009	2,870	5,100
65	27,600	8.09	46,000	13.48	55,200	16.18	2,009	2,870	5,100
66	27,600	8.09	46,000	13.48	55,200	16.18	2,009	2,870	5,100
67	27,600	8.09	46,000	13.48	55,200	16.18	2,009	2,870	5,100
68	27,600	8.09	46,000	13.48	55,200	16.18	2,009	2,870	5,100
69	27,600	8.09	46,000	13.48	55,200	16.18	2,009	2,870	5,100
70	27,600	8.09	46,000	13.48	55,200	16.18	2,009	2,870	5,100
71	27,600	8.09	46,000	13.48	55,200	16.18	2,009	2,870	5,100
72	27,600	8.09	46,000	13.48	55,200	16.18	2,009	2,870	5,100

Note
1. Capacities are based on the following conditions :
   - Cooling : Indoor Ambient Temp. 27°CDB / 19°CWB, Outdoor Ambient Temp. 35°CDB / 24°CWB
   - Heating : Indoor Ambient Temp. 20°CDB / 15°CWB, Outdoor Ambient Temp. 7°CDB / 6°CWB
   - Interconnected piping is standard length and difference of Elevation (Outdoor ~ Indoor Unit) is 0 m.
2. At least two indoor units should be connected. And minimum limit of combination ratio is 40% approximately for rated capacity of outdoor unit.
3. Don't exceed the maximum connectable indoor units number, it can be found in Specifications or combination table of outdoor unit model.

R410A

FM48AH / FM49AH

COOLING									
TOTAL INDOOR UNIT CAPACITY INDEX (kBtu/h CLASS)	COOLING CAPACITY						INPUT(W)		
	MIN.		RATED		MAX.				
	Btu/h	kW	Btu/h	kW	Btu/h	kW	MIN.	RATED	MAX.
19	11,400	3.34	19,000	5.57	23,750	6.96	963	1,084	1,973
20	12,000	3.52	20,000	5.86	25,000	7.33	1,010	1,146	2,084
21	12,600	3.69	21,000	6.15	26,250	7.69	1,056	1,209	2,195
22	13,200	3.87	22,000	6.45	27,500	8.06	1,102	1,272	2,307
23	13,800	4.04	23,000	6.74	28,750	8.43	1,148	1,335	2,419
24	14,400	4.22	24,000	7.03	30,000	8.79	1,193	1,399	2,532
25	15,000	4.40	25,000	7.33	31,250	9.16	1,238	1,464	2,646
26	15,600	4.57	26,000	7.62	32,500	9.53	1,283	1,529	2,760
27	16,200	4.75	27,000	7.91	33,750	9.89	1,327	1,595	2,876
28	16,800	4.92	28,000	8.21	35,000	10.26	1,371	1,661	2,992
29	17,400	5.10	29,000	8.50	36,250	10.62	1,415	1,728	3,108
30	18,000	5.28	30,000	8.79	37,500	10.99	1,458	1,795	3,226
31	18,600	5.45	31,000	9.09	38,750	11.36	1,501	1,863	3,344
32	19,200	5.63	32,000	9.38	40,000	11.72	1,544	1,932	3,463
33	19,800	5.80	33,000	9.67	41,250	12.09	1,586	2,001	3,583
34	20,400	5.98	34,000	9.96	42,500	12.46	1,628	2,071	3,704
35	21,000	6.15	35,000	10.26	43,750	12.82	1,670	2,141	3,825
36	21,600	6.33	36,000	10.55	45,000	13.19	1,712	2,213	3,947
37	22,200	6.51	37,000	10.84	46,250	13.56	1,753	2,284	4,070
38	22,800	6.68	38,000	11.14	47,500	13.92	1,794	2,357	4,194
39	23,400	6.86	39,000	11.43	48,750	14.29	1,834	2,430	4,319
40	24,000	7.03	40,000	11.72	50,000	14.65	1,874	2,504	4,444
41	24,600	7.21	41,000	12.02	51,250	15.02	1,914	2,578	4,570
42	25,200	7.39	42,000	12.31	52,500	15.39	1,954	2,653	4,697
43	25,800	7.56	43,000	12.60	53,417	15.66	1,994	2,729	4,795
44	26,400	7.74	44,000	12.90	54,333	15.92	2,033	2,806	4,894
45	27,000	7.91	45,000	13.19	55,250	16.19	2,072	2,883	4,993
46	27,600	8.09	46,000	13.48	56,167	16.46	2,110	2,961	5,093
47	28,200	8.26	47,000	13.77	57,083	16.73	2,149	3,040	5,194
48	28,800	8.44	48,000	14.07	58,000	17.00	2,184	3,120	5,300
49	28,800	8.44	48,000	14.07	58,000	17.00	2,184	3,120	5,300
50	28,800	8.44	48,000	14.07	58,000	17.00	2,184	3,120	5,300
51	28,800	8.44	48,000	14.07	58,000	17.00	2,184	3,120	5,300
52	28,800	8.44	48,000	14.07	58,000	17.00	2,184	3,120	5,300
53	28,800	8.44	48,000	14.07	58,000	17.00	2,184	3,120	5,300
54	28,800	8.44	48,000	14.07	58,000	17.00	2,184	3,120	5,300
55	28,800	8.44	48,000	14.07	58,000	17.00	2,184	3,120	5,300
56	28,800	8.44	48,000	14.07	58,000	17.00	2,184	3,120	5,300
57	28,800	8.44	48,000	14.07	58,000	17.00	2,184	3,120	5,300
58	28,800	8.44	48,000	14.07	58,000	17.00	2,184	3,120	5,300
59	28,800	8.44	48,000	14.07	58,000	17.00	2,184	3,120	5,300
60	28,800	8.44	48,000	14.07	58,000	17.00	2,184	3,120	5,300
61	28,800	8.44	48,000	14.07	58,000	17.00	2,184	3,120	5,300
62	28,800	8.44	48,000	14.07	58,000	17.00	2,184	3,120	5,300
63	28,800	8.44	48,000	14.07	58,000	17.00	2,184	3,120	5,300
64	28,800	8.44	48,000	14.07	58,000	17.00	2,184	3,120	5,300
65	28,800	8.44	48,000	14.07	58,000	17.00	2,184	3,120	5,300
66	28,800	8.44	48,000	14.07	58,000	17.00	2,184	3,120	5,300
67	28,800	8.44	48,000	14.07	58,000	17.00	2,184	3,120	5,300
68	28,800	8.44	48,000	14.07	58,000	17.00	2,184	3,120	5,300
69	28,800	8.44	48,000	14.07	58,000	17.00	2,184	3,120	5,300
70	28,800	8.44	48,000	14.07	58,000	17.00	2,184	3,120	5,300
71	28,800	8.44	48,000	14.07	58,000	17.00	2,184	3,120	5,300
72	28,800	8.44	48,000	14.07	58,000	17.00	2,184	3,120	5,300
73	28,800	8.44	48,000	14.07	58,000	17.00	2,184	3,120	5,300
74	28,800	8.44	48,000	14.07	58,000	17.00	2,184	3,120	5,300
75	28,800	8.44	48,000	14.07	58,000	17.00	2,184	3,120	5,300
76	28,800	8.44	48,000	14.07	58,000	17.00	2,184	3,120	5,300
77	28,800	8.44	48,000	14.07	58,000	17.00	2,184	3,120	5,300
78	28,800	8.44	48,000	14.07	58,000	17.00	2,184	3,120	5,300

Note
1. Capacities are based on the following conditions :
   - Cooling : Indoor Ambient Temp. 27°CDB / 19°CWB, Outdoor Ambient Temp. 35°CDB / 24°CWB
   - Heating : Indoor Ambient Temp. 20°CDB / 15°CWB, Outdoor Ambient Temp. 7°CDB / 6°CWB
   - Interconnected piping is standard length and difference of Elevation (Outdoor ~ Indoor Unit) is 0 m.
2. At least two indoor units should be connected. And minimum limit of combination ratio is 40% approximately for rated capacity of outdoor unit.
3. Don't exceed the maximum connectable indoor units number, it can be found in Specifications or combination table of outdoor unit model.

R410A

FM48AH / FM49AH

HEATING									
TOTAL INDOOR UNIT CAPACITY INDEX (kBtu/h CLASS)	COOLING CAPACITY						INPUT(W)		
	MIN.		RATED		MAX.				
	Btu/h	kW	Btu/h	kW	Btu/h	kW	MIN.	RATED	MAX.
19	12,636	3.70	21,059	6.17	26,266	7.70	1,060	1,305	2,392
20	13,328	3.91	22,213	6.51	27,395	8.03	1,116	1,381	2,495
21	14,019	4.11	23,366	6.85	28,524	8.36	1,172	1,458	2,599
22	14,711	4.31	24,519	7.19	29,653	8.69	1,228	1,535	2,702
23	15,403	4.51	25,672	7.52	30,781	9.02	1,284	1,613	2,806
24	16,095	4.72	26,825	7.86	31,910	9.35	1,340	1,692	2,909
25	16,787	4.92	27,978	8.20	33,039	9.68	1,396	1,771	3,012
26	17,479	5.12	29,131	8.54	34,168	10.01	1,451	1,850	3,116
27	18,171	5.33	30,284	8.88	35,296	10.34	1,507	1,930	3,220
28	18,863	5.53	31,438	9.21	36,425	10.68	1,562	2,011	3,323
29	19,554	5.73	32,591	9.55	37,554	11.01	1,617	2,093	3,427
30	20,246	5.93	33,744	9.89	38,683	11.34	1,672	2,174	3,530
31	20,938	6.14	34,897	10.23	39,811	11.67	1,726	2,257	3,634
32	21,630	6.34	36,050	10.57	40,940	12.00	1,781	2,340	3,738
33	22,322	6.54	37,203	10.90	42,069	12.33	1,835	2,424	3,842
34	23,014	6.74	38,356	11.24	43,198	12.66	1,889	2,508	3,946
35	23,706	6.95	39,509	11.58	44,326	12.99	1,943	2,593	4,049
36	24,398	7.15	40,663	11.92	45,455	13.32	1,997	2,679	4,153
37	25,089	7.35	41,816	12.26	46,584	13.65	2,051	2,765	4,257
38	25,781	7.56	42,969	12.59	47,713	13.98	2,105	2,852	4,361
39	26,473	7.76	44,122	12.93	48,841	14.31	2,158	2,940	4,465
40	27,165	7.96	45,275	13.27	49,970	14.65	2,212	3,028	4,570
41	27,857	8.16	46,428	13.61	51,099	14.98	2,265	3,117	4,674
42	28,549	8.37	47,581	13.95	52,228	15.31	2,318	3,206	4,778
43	29,241	8.57	48,734	14.28	53,356	15.64	2,371	3,297	4,882
44	29,933	8.77	49,888	14.62	54,485	15.97	2,423	3,387	4,986
45	30,624	8.98	51,041	14.96	55,614	16.30	2,476	3,479	5,091
46	31,316	9.18	52,194	15.30	56,743	16.63	2,528	3,571	5,195
47	32,008	9.38	53,347	15.64	57,871	16.96	2,581	3,665	5,299
48	32,700	9.58	54,500	15.97	59,000	17.29	2,632	3,760	5,400
49	32,700	9.58	54,500	15.97	59,000	17.29	2,632	3,760	5,400
50	32,700	9.58	54,500	15.97	59,000	17.29	2,632	3,760	5,400
51	32,700	9.58	54,500	15.97	59,000	17.29	2,632	3,760	5,400
52	32,700	9.58	54,500	15.97	59,000	17.29	2,632	3,760	5,400
53	32,700	9.58	54,500	15.97	59,000	17.29	2,632	3,760	5,400
54	32,700	9.58	54,500	15.97	59,000	17.29	2,632	3,760	5,400
55	32,700	9.58	54,500	15.97	59,000	17.29	2,632	3,760	5,400
56	32,700	9.58	54,500	15.97	59,000	17.29	2,632	3,760	5,400
57	32,700	9.58	54,500	15.97	59,000	17.29	2,632	3,760	5,400
58	32,700	9.58	54,500	15.97	59,000	17.29	2,632	3,760	5,400
59	32,700	9.58	54,500	15.97	59,000	17.29	2,632	3,760	5,400
60	32,700	9.58	54,500	15.97	59,000	17.29	2,632	3,760	5,400
61	32,700	9.58	54,500	15.97	59,000	17.29	2,632	3,760	5,400
62	32,700	9.58	54,500	15.97	59,000	17.29	2,632	3,760	5,400
63	32,700	9.58	54,500	15.97	59,000	17.29	2,632	3,760	5,400
64	32,700	9.58	54,500	15.97	59,000	17.29	2,632	3,760	5,400
65	32,700	9.58	54,500	15.97	59,000	17.29	2,632	3,760	5,400
66	32,700	9.58	54,500	15.97	59,000	17.29	2,632	3,760	5,400
67	32,700	9.58	54,500	15.97	59,000	17.29	2,632	3,760	5,400
68	32,700	9.58	54,500	15.97	59,000	17.29	2,632	3,760	5,400
69	32,700	9.58	54,500	15.97	59,000	17.29	2,632	3,760	5,400
70	32,700	9.58	54,500	15.97	59,000	17.29	2,632	3,760	5,400
71	32,700	9.58	54,500	15.97	59,000	17.29	2,632	3,760	5,400
72	32,700	9.58	54,500	15.97	59,000	17.29	2,632	3,760	5,400
73	32,700	9.58	54,500	15.97	59,000	17.29	2,632	3,760	5,400
74	32,700	9.58	54,500	15.97	59,000	17.29	2,632	3,760	5,400
75	32,700	9.58	54,500	15.97	59,000	17.29	2,632	3,760	5,400
76	32,700	9.58	54,500	15.97	59,000	17.29	2,632	3,760	5,400
77	32,700	9.58	54,500	15.97	59,000	17.29	2,632	3,760	5,400
78	32,700	9.58	54,500	15.97	59,000	17.29	2,632	3,760	5,400

Note
1. Capacities are based on the following conditions :
   - Cooling : Indoor Ambient Temp. 27°CDB / 19°CWB, Outdoor Ambient Temp. 35°CDB / 24°CWB
   - Heating : Indoor Ambient Temp. 20°CDB / 15°CWB, Outdoor Ambient Temp. 7°CDB / 6°CWB
   - Interconnected piping is standard length and difference of Elevation (Outdoor ~ Indoor Unit) is 0 m.
2. At least two indoor units should be connected. And minimum limit of combination ratio is 40% approximately for rated capacity of outdoor unit.
3. Don't exceed the maximum connectable indoor units number, it can be found in Specifications or combination table of outdoor unit model.

R410A

FM56AH / FM57AH

COOLING										
TOTAL INDOOR UNIT CAPACITY INDEX (kBtu/h CLASS)	COOLING CAPACITY						INPUT(W)			
	MIN.		RATED		MAX.					
	Btu/h	kW	Btu/h	kW	Btu/h	kW	MIN.	RATED	MAX.	
23	13,800	4.04	23,000	6.74	28,750	8.43	1,179	1,355	2,399	
24	14,400	4.22	24,000	7.03	30,000	8.79	1,230	1,423	2,508	
25	15,000	4.40	25,000	7.33	31,250	9.16	1,281	1,492	2,617	
26	15,600	4.57	26,000	7.62	32,500	9.53	1,332	1,562	2,727	
27	16,200	4.75	27,000	7.91	33,750	9.89	1,383	1,633	2,838	
28	16,800	4.92	28,000	8.21	35,000	10.26	1,434	1,705	2,949	
29	17,400	5.10	29,000	8.50	36,250	10.62	1,485	1,777	3,060	
30	18,000	5.28	30,000	8.79	37,500	10.99	1,536	1,851	3,172	
31	18,600	5.45	31,000	9.09	38,750	11.36	1,587	1,926	3,284	
32	19,200	5.63	32,000	9.38	40,000	11.72	1,639	2,002	3,396	
33	19,800	5.80	33,000	9.67	41,250	12.09	1,690	2,078	3,509	
34	20,400	5.98	34,000	9.96	42,500	12.46	1,741	2,156	3,623	
35	21,000	6.15	35,000	10.26	43,750	12.82	1,792	2,235	3,737	
36	21,600	6.33	36,000	10.55	45,000	13.19	1,843	2,315	3,851	
37	22,200	6.51	37,000	10.84	46,250	13.56	1,894	2,397	3,966	
38	22,800	6.68	38,000	11.14	47,500	13.92	1,945	2,479	4,081	
39	23,400	6.86	39,000	11.43	48,750	14.29	1,996	2,563	4,197	
40	24,000	7.03	40,000	11.72	50,000	14.65	2,047	2,647	4,313	
41	24,600	7.21	41,000	12.02	51,250	15.02	2,098	2,734	4,429	
42	25,200	7.39	42,000	12.31	52,500	15.39	2,149	2,821	4,547	
43	25,800	7.56	43,000	12.60	53,750	15.75	2,200	2,909	4,664	
44	26,400	7.74	44,000	12.90	55,000	16.12	2,251	2,999	4,782	
45	27,000	7.91	45,000	13.19	56,250	16.49	2,302	3,091	4,901	
46	27,600	8.09	46,000	13.48	57,500	16.85	2,353	3,183	5,020	
47	28,200	8.26	47,000	13.77	58,750	17.22	2,404	3,277	5,139	
48	28,800	8.44	48,000	14.07	60,000	17.58	2,455	3,373	5,259	
49	29,400	8.62	49,000	14.36	61,250	17.95	2,506	3,470	5,379	
50	30,000	8.79	50,000	14.65	62,500	18.32	2,557	3,569	5,500	
51	30,600	8.97	51,000	14.95	62,733	18.39	2,607	3,669	5,532	
52	31,200	9.14	52,000	15.24	62,967	18.45	2,658	3,770	5,564	
53	31,800	9.32	53,000	15.53	63,200	18.52	2,709	3,870	5,600	
54	31,800	9.32	53,000	15.53	63,200	18.52	2,709	3,870	5,600	
55	31,800	9.32	53,000	15.53	63,200	18.52	2,709	3,870	5,600	
56	31,800	9.32	53,000	15.53	63,200	18.52	2,709	3,870	5,600	
57	31,800	9.32	53,000	15.53	63,200	18.52	2,709	3,870	5,600	
58	31,800	9.32	53,000	15.53	63,200	18.52	2,709	3,870	5,600	
59	31,800	9.32	53,000	15.53	63,200	18.52	2,709	3,870	5,600	
60	31,800	9.32	53,000	15.53	63,200	18.52	2,709	3,870	5,600	
61	31,800	9.32	53,000	15.53	63,200	18.52	2,709	3,870	5,600	
62	31,800	9.32	53,000	15.53	63,200	18.52	2,709	3,870	5,600	
63	31,800	9.32	53,000	15.53	63,200	18.52	2,709	3,870	5,600	
64	31,800	9.32	53,000	15.53	63,200	18.52	2,709	3,870	5,600	
65	31,800	9.32	53,000	15.53	63,200	18.52	2,709	3,870	5,600	
66	31,800	9.32	53,000	15.53	63,200	18.52	2,709	3,870	5,600	
67	31,800	9.32	53,000	15.53	63,200	18.52	2,709	3,870	5,600	
68	31,800	9.32	53,000	15.53	63,200	18.52	2,709	3,870	5,600	
69	31,800	9.32	53,000	15.53	63,200	18.52	2,709	3,870	5,600	
70	31,800	9.32	53,000	15.53	63,200	18.52	2,709	3,870	5,600	
71	31,800	9.32	53,000	15.53	63,200	18.52	2,709	3,870	5,600	
72	31,800	9.32	53,000	15.53	63,200	18.52	2,709	3,870	5,600	
73	31,800	9.32	53,000	15.53	63,200	18.52	2,709	3,870	5,600	
74	31,800	9.32	53,000	15.53	63,200	18.52	2,709	3,870	5,600	
75	31,800	9.32	53,000	15.53	63,200	18.52	2,709	3,870	5,600	
76	31,800	9.32	53,000	15.53	63,200	18.52	2,709	3,870	5,600	
77	31,800	9.32	53,000	15.53	63,200	18.52	2,709	3,870	5,600	
78	31,800	9.32	53,000	15.53	63,200	18.52	2,709	3,870	5,600	
79	31,800	9.32	53,000	15.53	63,200	18.52	2,709	3,870	5,600	
80	31,800	9.32	53,000	15.53	63,200	18.52	2,709	3,870	5,600	
81	31,800	9.32	53,000	15.53	63,200	18.52	2,709	3,870	5,600	
82	31,800	9.32	53,000	15.53	63,200	18.52	2,709	3,870	5,600	
83	31,800	9.32	53,000	15.53	63,200	18.52	2,709	3,870	5,600	
84	31,800	9.32	53,000	15.53	63,200	18.52	2,709	3,870	5,600	

Note
1. Capacities are based on the following conditions :
   - Cooling : Indoor Ambient Temp. 27°CDB / 19°CWB, Outdoor Ambient Temp. 35°CDB / 24°CWB
   - Heating : Indoor Ambient Temp. 20°CDB / 15°CWB, Outdoor Ambient Temp. 7°CDB / 6°CWB
   - Interconnected piping is standard length and difference of Elevation (Outdoor ~ Indoor Unit) is 0 m.
2. At least two indoor units should be connected. And minimum limit of combination ratio is 40% approximately for rated capacity of outdoor unit.
3. Don't exceed the maximum connectable indoor units number, it can be found in Specifications or combination table of outdoor unit model.

R410A

FM56AH / FM57AH

HEATING										
TOTAL INDOOR UNIT CAPACITY INDEX (kBtu/h CLASS)	COOLING CAPACITY						INPUT(W)			
	MIN.		RATED		MAX.					
	Btu/h	kW	Btu/h	kW	Btu/h	kW	MIN.	RATED	MAX.	
23	15,305	4.49	25,508	7.48	30,659	8.99	1,292	1,613	2,789	
24	15,983	4.68	26,638	7.81	31,771	9.31	1,349	1,692	2,890	
25	16,661	4.88	27,768	8.14	32,882	9.64	1,407	1,772	2,991	
26	17,338	5.08	28,897	8.47	33,994	9.96	1,465	1,852	3,091	
27	18,016	5.28	30,027	8.80	35,105	10.29	1,523	1,934	3,192	
28	18,694	5.48	31,157	9.13	36,216	10.61	1,580	2,016	3,293	
29	19,372	5.68	32,286	9.46	37,328	10.94	1,638	2,098	3,394	
30	20,050	5.88	33,416	9.79	38,439	11.27	1,696	2,182	3,495	
31	20,728	6.07	34,546	10.12	39,550	11.59	1,754	2,266	3,595	
32	21,405	6.27	35,676	10.46	40,662	11.92	1,812	2,351	3,696	
33	22,083	6.47	36,805	10.79	41,773	12.24	1,870	2,437	3,797	
34	22,761	6.67	37,935	11.12	42,884	12.57	1,928	2,524	3,897	
35	23,439	6.87	39,065	11.45	43,996	12.89	1,986	2,611	3,998	
36	24,117	7.07	40,195	11.78	45,107	13.22	2,044	2,700	4,099	
37	24,795	7.27	41,324	12.11	46,218	13.55	2,102	2,789	4,199	
38	25,472	7.47	42,454	12.44	47,330	13.87	2,160	2,879	4,300	
39	26,150	7.66	43,584	12.77	48,441	14.20	2,218	2,970	4,401	
40	26,828	7.86	44,714	13.10	49,552	14.52	2,276	3,061	4,501	
41	27,506	8.06	45,843	13.44	50,664	14.85	2,335	3,154	4,602	
42	28,184	8.26	46,973	13.77	51,775	15.17	2,393	3,248	4,702	
43	28,862	8.46	48,103	14.10	52,886	15.50	2,451	3,342	4,803	
44	29,539	8.66	49,232	14.43	53,998	15.83	2,510	3,438	4,903	
45	30,217	8.86	50,362	14.76	55,109	16.15	2,568	3,534	5,004	
46	30,895	9.05	51,492	15.09	56,221	16.48	2,626	3,632	5,104	
47	31,573	9.25	52,622	15.42	57,332	16.80	2,685	3,730	5,205	
48	32,251	9.45	53,751	15.75	58,443	17.13	2,743	3,829	5,305	
49	32,929	9.65	54,881	16.08	59,555	17.45	2,802	3,930	5,406	
50	33,606	9.85	56,011	16.42	60,666	17.78	2,861	4,031	5,506	
51	34,284	10.05	57,141	16.75	61,777	18.11	2,919	4,133	5,606	
52	34,962	10.25	58,270	17.08	62,889	18.43	2,978	4,237	5,707	
53	35,640	10.45	59,400	17.41	64,000	18.76	3,038	4,340	5,800	
54	35,640	10.45	59,400	17.41	64,000	18.76	3,038	4,340	5,800	
55	35,640	10.45	59,400	17.41	64,000	18.76	3,038	4,340	5,800	
56	35,640	10.45	59,400	17.41	64,000	18.76	3,038	4,340	5,800	
57	35,640	10.45	59,400	17.41	64,000	18.76	3,038	4,340	5,800	
58	35,640	10.45	59,400	17.41	64,000	18.76	3,038	4,340	5,800	
59	35,640	10.45	59,400	17.41	64,000	18.76	3,038	4,340	5,800	
60	35,640	10.45	59,400	17.41	64,000	18.76	3,038	4,340	5,800	
61	35,640	10.45	59,400	17.41	64,000	18.76	3,038	4,340	5,800	
62	35,640	10.45	59,400	17.41	64,000	18.76	3,038	4,340	5,800	
63	35,640	10.45	59,400	17.41	64,000	18.76	3,038	4,340	5,800	
64	35,640	10.45	59,400	17.41	64,000	18.76	3,038	4,340	5,800	
65	35,640	10.45	59,400	17.41	64,000	18.76	3,038	4,340	5,800	
66	35,640	10.45	59,400	17.41	64,000	18.76	3,038	4,340	5,800	
67	35,640	10.45	59,400	17.41	64,000	18.76	3,038	4,340	5,800	
68	35,640	10.45	59,400	17.41	64,000	18.76	3,038	4,340	5,800	
69	35,640	10.45	59,400	17.41	64,000	18.76	3,038	4,340	5,800	
70	35,640	10.45	59,400	17.41	64,000	18.76	3,038	4,340	5,800	
71	35,640	10.45	59,400	17.41	64,000	18.76	3,038	4,340	5,800	
72	35,640	10.45	59,400	17.41	64,000	18.76	3,038	4,340	5,800	
73	35,640	10.45	59,400	17.41	64,000	18.76	3,038	4,340	5,800	
74	35,640	10.45	59,400	17.41	64,000	18.76	3,038	4,340	5,800	
75	35,640	10.45	59,400	17.41	64,000	18.76	3,038	4,340	5,800	
76	35,640	10.45	59,400	17.41	64,000	18.76	3,038	4,340	5,800	
77	35,640	10.45	59,400	17.41	64,000	18.76	3,038	4,340	5,800	
78	35,640	10.45	59,400	17.41	64,000	18.76	3,038	4,340	5,800	
79	35,640	10.45	59,400	17.41	64,000	18.76	3,038	4,340	5,800	
80	35,640	10.45	59,400	17.41	64,000	18.76	3,038	4,340	5,800	
81	35,640	10.45	59,400	17.41	64,000	18.76	3,038	4,340	5,800	
82	35,640	10.45	59,400	17.41	64,000	18.76	3,038	4,340	5,800	
83	35,640	10.45	59,400	17.41	64,000	18.76	3,038	4,340	5,800	
84	35,640	10.45	59,400	17.41	64,000	18.76	3,038	4,340	5,800	

Note
1. Capacities are based on the following conditions :
   - Cooling : Indoor Ambient Temp. 27°CDB / 19°CWB, Outdoor Ambient Temp. 35°CDB / 24°CWB
   - Heating : Indoor Ambient Temp. 20°CDB / 15°CWB, Outdoor Ambient Temp. 7°CDB / 6°CWB
   - Interconnected piping is standard length and difference of Elevation (Outdoor ~ Indoor Unit) is 0 m.
2. At least two indoor units should be connected. And minimum limit of combination ratio is 40% approximately for rated capacity of outdoor unit.
3. Don't exceed the maximum connectable indoor units number, it can be found in Specifications or combination table of outdoor unit model.

Cassette Panel

The Independent Vane Operation allows a desired comfortable air flow.



PT-QAGW0



PT-USC



PT-UAHW0



PT-UAHG0
PT-UPHG0

Model Name & Applied Products

4 Way Cassette (Mini, 570x570)
PT-QAGW0

2 Way Cassette
PT-USC

1 Way Cassette (Grill Type)
PT-UAHG0
PT-UAHW0

1 way cassette (Air purification)
PT-UPHG0

Key Features

- Independent vane operation uses separate motors, making it possible to control all 1, 2, and 4 vanes independently.
- The detachable corner design makes it easy to adjust the hanger during installation and to check for leakages in the drain pipe and refrigerant pipes.

Compact and Stylish Design

- New 4 way cassette panel with an adapted shape matches with the ceiling.
- Panel size is fit into the ceiling tile.



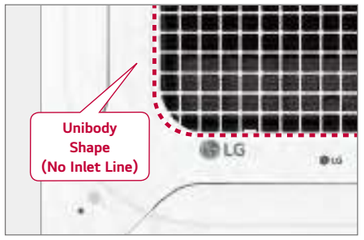



Specification

MODEL		SUCTION TYPE	COLOR (RAL)	GLOSS	WEIGHT (kg)	DIMENSION (mm)			APPLIED MODEL CAPACITY (kW)*					
						W	H	D	Single Split		Multi Split		MULTI V	
									R32	R410A	R32	R410A	R32	R410A
4 Way	PT-QAGW0	Grid	White (RAL 9003)	X	2.9	620	35	620	2.5-5.0	2.5-5.0	1.5-5.3	1.5-5.3	1.6-6.2	1.6-6.2
2 Way	PT-USC	Grid	Morning Fog (RAL 9001)	X	4.7	1,100	28	690					2.8-7.1	2.8-7.1
1 Way	PT-UAHG0	Grill	White (RAL 9003)	O	3.9	1,160	34	500			2.6-3.5	2.6-3.5	2.2-3.6	2.2-3.6
	PT-UAHW0	Grill	White (RAL 9003)	X	3.3	1,100	34	500			2.6-3.5	2.6-3.5	2.2-3.6	2.2-3.6
	PT-UPHG0	Grill	White (RAL 9003)	O	4.1	1,160	34	500			2.6-3.5	2.6-3.5	2.2-3.6	2.2-3.6

* Based on cooling capacity
※ O : Applied, - : Not applied

Dual Vane Cassette Panel



Model Name

PT-AAGW0
PT-AFGW0

Key Features

Model	Function					
	Dual Vane	Wi-Fi	Floor Temperature Sensor	Air Purification	Elevating Grille	Human Detection Sensor
PT-AAGW0 PT-AFGW0	O	Optional	Optional	X	X	Optional
	O	Optional	Optional	Optional (Dust Sensor, Tact Switch)	X	Optional

Specification

Model	Suction Type	Color (RAL)	Gloss	Weight (kg)	Dimension (mm)		
					W	H	D
PT-AAGW0 PT-AFGW0	Grid	White (RAL 9003)	-	7.1	950	35	950
	Grid	White (RAL 9003)	-	7.5	950	35	950

Air Purification Kit

Model	Type	Image	Model Name	Dielectric Dust Collecting Filter	Photocatalytic Deodorizing Filter	HVPS	Ionizer
Air Purification Kit	4 Way		PTAHMP0	 O	O	O	O
	1 Way		PTAHTP0	 O	O	O	O

Cassette Cover

Cover in case of exposed cassette installation.



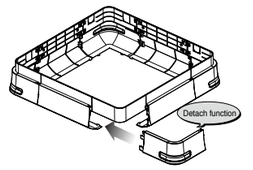

Model Name

PTDCA

Applied Products

4 Way Cassette (for chassis TP-B, TM-A)

Key Features

- Specially designed for indoor unit
- Covers the side area of cassette
- Gives elegant looks
- Light weight

Included Parts

- Cover A, Cover B
- Screws
- Cover C, Cover D
- Installation Manual



Cover A (4 units)

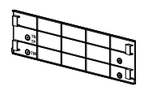

Cover B (4 units)



Screw (28 units)

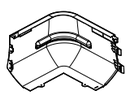

Cover C (4 units)

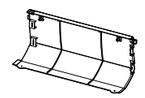

Cover D (4 units)



Installation Manual

Specification

Model	Front Panel		Weight (kg)		Dimensions (mm)		
			NET	Gross	W	H	D
PTDCA	PT-AAGW0 / PT-AFGW0	TP-B	6.1	9.5	1,157	266	1,157
		TM-A	6.1	9.5	1,157	308	1,157

UVnano™ Filter Box

UVnano Filter Box can effectively create a safe indoor environment by trapping and removing various harmful substances such as fine dust, bacteria and viruses in the form of droplets.



UVnano Filter Box Kit (Included ePM1 Filter)
PBM13M3UA0 / PBM13M2UA0 / PBM13M1UA0

ePM1 Filter
FBM13M3UA0 / FBM13M2UA0 / FBM13M1UA0

PLATFORM		UNIT	M3 PLATFORM	M2 PLATFORM	M1 PLATFORM
MODEL NAME			PBM13M3UA0	PBM13M2UA0	PBM13M1UA0
Duct UVnano Filter Box		-	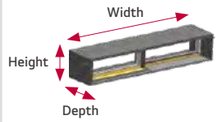	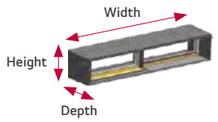	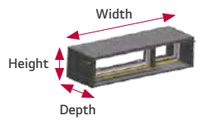
Net Size (W x H x D)		mm	1,250 x 360 x 280	1,250 x 270 x 280	900 x 270 x 280
Shipping Size (W x H x D)		mm	1,440 x 430 x 377	1,440 x 340 x 377	1,048 x 340 x 377
Net Weight		kg	12.7	11.6	9.1
Pre-Filter (1)	Size (W x H x D)	mm	596 x 377 x 4	596 x 247 x 4	596 x 247 x 4
	Mesh	-	34 x 39	34 x 39	34 x 39
	Color	-	Black	Black	Black
	Quantity	EA	2	2	1
Pre-Filter (2)	Size (W x H x D)	mm	-	-	247 x 247 x 4
	Mesh	-	-	-	34 x 39
	Color	-	-	-	Black
	Quantity	EA	-	-	1
UVnano	UVC Wavelength	nm	275	275	275
	UVC LED Quantity	EA	8	8	8
Filter (1)	Model Name		FBM13M3UA0	FBM13M2UA0	FBM13M1UA0
	Size (W x H x D)	mm	600 x 341 x 50.8	600 x 251 x 50.8	600 x 251 x 50.8
	Quantity	EA	2	2	1
	Grade	-	*ePM$_1$ 65%	ePM$_1$ 65%	ePM$_1$ 65%
Filter (2)	Size (W x H x D)	mm	-	-	250 x 251 x 50.8
	Quantity	EA	-	-	1
	Grade	-	-	-	ePM$_1$ 65%

* Grade : ISO 16890

LG Wi-Fi Modem

Control conditioners by using devices with access to internet, such as Android or iOS smartphones.



PWFMDD200

Features

- With Wi-Fi equipped device a user can enjoy anytime, anywhere access through ThinQ mobile app.
- This allows the user to access the unit remotely to switch unit on or off before or after leaving the vicinity.
- LG's exclusive Home Appliances control app (ThinQ) is available.
- Simple operation for various functions.
  - On / Off
  - Operation Mode
  - Current / Set Temperature
  - Fan Speed
  - Vane Control [1)]
  - Reservation (Sleep, Weekly On / Off)
  - Energy Monitoring [2)]
  - Filter Management
  - Error Check
  - Air Purify [3)]

MODEL NAME	PWFMDD200
Size (W x H x D, mm)	48 x 68 x 14
Interfaceable Products	System Air Conditioner [3)]
Connection Type	Indoor unit 1:1
Communication Frequency	2.4 GHz
Wireless Standards	IEEE 802.11b/g/n
Mobile Application	ThinQ (Android v4.1 (Jellybean) or higher, iPhone iOS 9.0 or higher)
Optional Extension Cable	PWYREW000 (10 m extension)

Download on the App Store | GET IT ON Google Play



Note : 1. Functionality may be different according to each IDU model.
2. User interface of application shall be revised for its design and contents improvement.
3. Application is optimized for smartphone use, so it may not be well functioning with tablet devices.
1) Vane Control may not be possible according to the type of Indoor unit.
2) LG Centralized controller and PDI installation is required for this function.
3) For the compatibility with an indoor unit, please contact regional LG office.

Overview

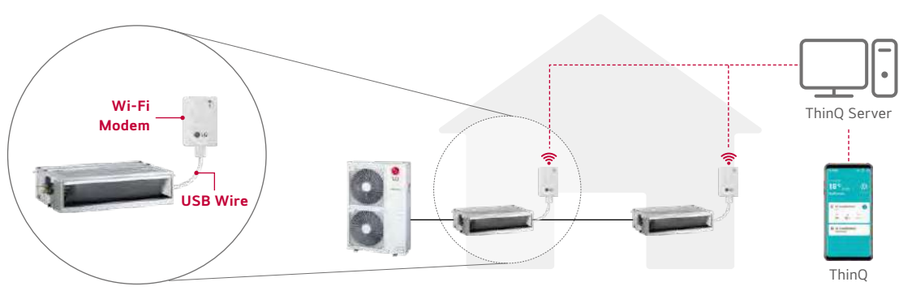

※ Search "ThinQ" on Google market or Appstore then download the app.
※ Internet service with Wi-Fi connection has to be available.
※ For our policy of continuous ThinQ App improvement, specification, design and features are subject to change without prior notice.

Standard Wired Remote Controller



Standard III
PREMTB101



Standard III
PREMTBB11



Standard II
PREMTB001



Standard II
PREMTBB01

MODEL NAME	PREMTB101 PREMTBB11	PREMTB001 PREMTBB01
Operation Mode	On / Off, Fan Speed Control, Temperature Setting	
Mode Change	Cooling, Heating, Auto, Dehumidification, Fan	
Auto Swing / Vane Control	•	•
Reservation	Simple, Sleep, On / Off, Weekly, Holiday	
Time Display	•	•
Electrical Failure Compensation	•	•
Child Lock	•	•
Operation Status LED	•	•
Indoor Temperature Display	•	•
Wireless Remote Controller Receiver	-	•
Size (W x H x D, mm)	120 x 120 x 16	120 x 121 x 16
Backlight	•	•

Remote Controller



PQWRHQ0FDB

※ Only some of controllers have back light feature.

PI 485



PMNFP14A1

Power : Single phase AC 220V 50/60Hz
Max. no of the indoor units that can be connected : 64 Units
Model applied : RAC / Multi / Single / THERMA V

※ Refer to each product PDB for applicable models.

Dry Contact



PDRYCB000



PDRYCB400



PDRYCB320



PDRYCB500 / PDRYCB510*

※ Refer to each product PDB for applicable models.
* No case for PDRYCB510

MODEL	PDRYCB000	PDRYCB400	PDRYCB320	PDRYCB500 / PDRYCB510*
Contact Point	1 Control Point	2 Control Point	8 Control Point	Modbus RTU
Power Input	AC 220V from outside power source	DC 5V & 12V from indoor unit PCB	DC 5V & 12V from indoor unit PCB	DC 5V & 12V from indoor unit PDB
Voltage / Non Voltage Input	-	•	•	-
On / Off Control	•	•	•	•
Lock / Unlock	-	•	-	-
Fan Speed Setting	-	-	•	•
Thermo Off	-	•	•	-
Energy Saving	-	•	-	-
Temperature Setting	-	•	•	•
Error Monitoring	•	•	•	•
Operation Monitoring	•	•	•	•

Distributor Box

Easy installation for any sites is enabled by the range of Distributor Boxes.



PMBD3620 (2 Indoors)



PMBD3630 (3 Indoors)



PMBD3640 (4 Indoors)

Features

- Distribution of refrigerant to various indoor units.
- 3 models (2, 3, 4 Indoor Units)
- EEV included
- Controlling PCB inside the unit
- Internally insulated (Prevents any chances of drainage)
- Flare joints for easy and clean installation
- Compact design (Low height)
- Flexible installation



No Brazing



Just Flaring

Specification

MODEL NAME			PMBD3620	PMBD3630	PMBD3640
Connectable Indoor Units	Number of Indoor Units		1 ~ 2	1 ~ 3	1 ~ 4
	Capacity		5k / 7k / 9k / 12k / 18k / 24k	5k / 7k / 9k / 12k / 18k / 24k	5k / 7k / 9k / 12k / 18k / 24k
Power Source		Ø / V / Hz	1 / 220-240 / 50	1 / 220-240 / 50	1 / 220-240 / 50
Power Consumption		W	10	10	10
Running Current		A	0.05	0.05	0.05
Dimensions	W x H x D	mm (inch)	302 x 143 x 252 (11.9 x 5.6 x 9.9)	302 x 143 x 252 (11.9 x 5.6 x 9.9)	302 x 143 x 252 (11.9 x 5.6 x 9.9)
Net Weight		kg/lb	4.8 / 10.6	4.9 / 10.8	5 / 11
Piping Connection (To Outdoor Unit)	Liquid	mm (inch)	Ø9.52 (3/8)	Ø9.52 (3/8)	Ø9.52(3/8)
	Gas	mm (inch)	Ø19.05 (3/4)	Ø19.05 (3/4)	Ø19.05(3/4)
Piping Connection (To Indoor Unit)	Liquid	mm (inch)	Ø6.35 (1/4) x 2EA	Ø6.35 (1/4) x 3EA	Ø6.35 (1/4) x 4EA
	Gas	mm (inch)	Ø9.52 (3/8) x 2EA	Ø9.52 (3/8) x 3EA	Ø9.52 (3/8) x 4EA
Accessories	Hanger (Bracket)	EA	4	4	4
	Screw	EA	8	8	8
	Manual	EA	1	1	1

※ For our policy of continuous product improvement, specification, design and features are subject to change without prior notice.
Note : 1. The piping connection must be suit the piping sizes of the indoor unit which will be connected.
(If need, use the connector which is included in the indoor unit)
2. The BD should be installed inside the building.

Y Branch and Branch Kit

Easy installation for any sites is enabled by Y Branch and Branch Kit.



PMBL5620 (2 units)



PMBL1203F0 (3 units)

Features

- Y Branch and Branch kit make Multi FDX installation much easier.
- Y Branch and Branch kit for both gas and liquid are provided.
- Insulation material is also provided for covering the branches.

Application

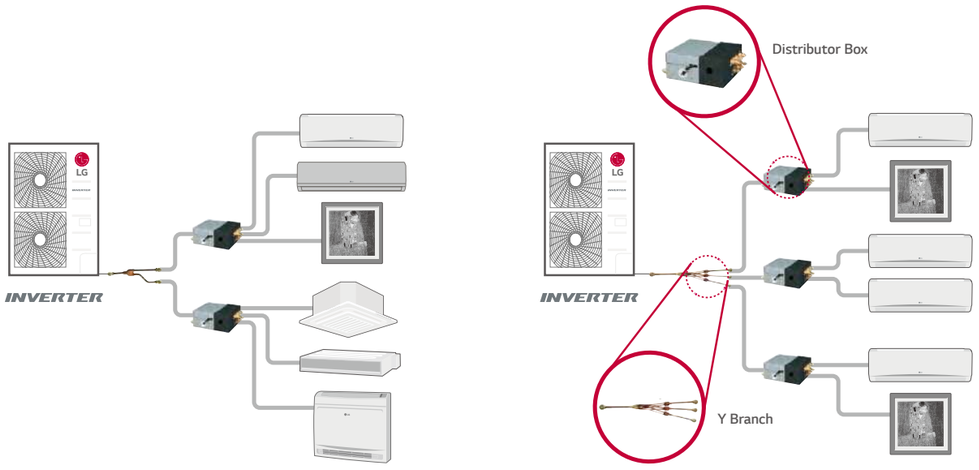

Accessory Model Name

(Unit : mm)

MODEL NAME	NO. OF BRANCH DISTRIBUTION UNITS	APPLICABLE MODEL	SPECIFICATION	
			Gas	Liquid
PMBL5620	2 Units	1Ø, 3Ø	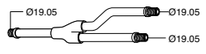	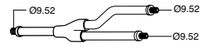
PMBL1203F0	3 Units	1Ø, 3Ø	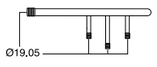	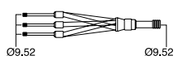

192 ~ 407

COMMERCIAL

Single split

Chiller

SINGLE SPLIT



	kBtu/h		9	12	18	24	30	36	42	48	60
	Type \ kW		2.5	3.4	5.0	6.8	8.0	9.5	12.0	13.4	14.6
H-INVERTER (R32)	Ceiling Mounted Cassette	Mini	UT09FH.NQ0	UT12FH.NQ0							
		Standard			UT18FH.NB0	UT24FH.NA0	UT30FH.NA0	UT36FH.NA0	UT42FH.NA0	UT48FH.NA0	UT60FH.NA0
	Ceiling Concealed Duct	Mid Static		UM12FH.N10	UM18FH.N10	UM24FH.N20	UM30FH.N20	UM36FH.N30	UM42FH.N30	UM48FH.N30	
		Low Static		UL12FH.N50	UL18FH.N30						
	Ceiling Suspended				UV18FH.N10	UV24FH.N20	UV30FH.N20	UV36FH.N20	UV42FH.N20		
	ODU	1Ø	UUA1.UL0		UUB1.U20	UUC1.U40		UUD1.U30			
		3Ø						UUD3.U30			
STANDARD INVERTER (R32)	Ceiling Mounted Cassette	Mini	CT09F.NR0	CT12F.NR0	CT18F.NQ0						
		Standard				CT24F.NB0	UT30F.NB0	UT36F.NA0	UT42F.NA0	UT48F.NA0	UT60F.NA0
		Round						UT36F.NY0		UT48F.NY0	
	Ceiling Concealed Duct	Mid Stati			CM18F.N10	CM24F.N10	UM30F.N10	UM36F.N20	UM42F.N20	UM48F.N30	UM60F.N30
		Low Static	CL09F.N50	CL12F.N50	CL18F.N60	CL24F.N30					
	Ceiling Suspended				UV18F.N10	UV24F.N10	UV30F.N10	UV36F.N20	UV42F.N20	UV48F.N20	UV60F.N20
	Wall Mounted		MJ09PC.NSJ	MJ12PC.NSJ	MJ18PC.NSK	MJ24PC.NSK	US30F.NR0	US36F.NR0			
	Console		UQ09F.NA0	UQ12F.NA0	UQ18F.NA0						
	ODU	1Ø	UUA1.UL0		UUB1.U20	UUC1.U40		UUD1.U30			
		3Ø						UUD3.U30			

※ For our policy of continuous product improvement, specification, design and feature are subject to change without prior notice.

	kBtu/h		18	24	30	36	42	48	60	70	85
	Type \ kW		5.0	6.8	8.0	9.5	12.0	13.4	14.6	20.0	25.0
COMPACT INVERTER (R32)	Ceiling Mounted Cassette	Mini	CT18F.NQ0								
		Standard		CT24F.NB0	UT30F.NB0	UT36F.NA0					
	Ceiling Concealed Duct	Mid Static	CM18F.N10	CM24F.N10	UM30F.N10	UM36F.N20					
		Low Static	CL18F.N60	CL24F.N30							
	Ceiling Suspended		UV18F.N10	UV24F.N10	UV30F.N10	UV36F.N20					
	Wall Mounted				US30F.NR0	US36F.NR0					
	ODU	1Ø	UUA1.UL0	UUB1.U20		UUC1.U40					
STANDARD INVERTER (R410A)	Ceiling Concealed Duct (High Static)									UB70.N95	UB85.N95
	Floor Standing							UP48.NT2			
	ODU	1Ø						UU48W.U32			
		3Ø						UU49W.U32		UU70W.U34	UU85W.U74

※ For our policy of continuous product improvement, specification, design and feature are subject to change without prior notice.

● Standard / ◎ Option

CATEGORY	FEATURES	INDOOR					
		CEILING MOUNTED CASSETTE (R32)			CEILING CONCEALED DUCT		
		4 WAY	MINI	ROUND	LOW STATIC (R32)	MID STATIC (R32)	HIGH STATIC (R410A)
Supreme Energy Efficiency	Inverter Technology	●	●	●	●	●	●
	Power Saving Start Up	●	●	●	●	●	●
	Peak Current Control	●	●	●	●	●	●
	Human Detection Operation	◎	-	-	-	-	-
	Standby Mode	●	●	●	●	●	●
Comfort Environment	Comfort Cooling with Humidity Sensor	●	-	●	-	-	-
	Night Silent Operation	●	-	●	●	●	●
	Continuous Cooling Operation	●	-	●	●	●	●
	UVnano Filter Box	-	-	-	-	◎	-
	6 Air Flow Mode by Dual Vane	●	-	-	-	-	-
	Crystal Vane	-	-	●	-	-	-
	Air Purification Kit (5 Step)	◎	-	◎	-	-	-
	Individual Flap (Vane) Control	●	-	-	-	-	-
	Ionizer	-	◎	-	-	-	-
	Auto Cooling-Heating Changeover	●	●	●	●	●	●
	Auto Cleaning	●	●	●	●	●	●
	Hot Start	●	●	-	-	-	-
High Performance & Reliability	Quick & Reliable Operation	●	●	●	●	●	●
	Embedded Humidity Sensor	●	-	●	-	-	-
	Auto-Restart	●	●	●	●	●	●
	Self-Diagnosis	●	●	●	●	●	●
	Duty Rotation	●	-	-	●	●	●
	Drain Pump Kit	●	●	●	●	●	◎ (PBDP9)
Convenient Control System	ThinQ** (Wi-Fi / Voice Control)	◎	◎	◎	◎	◎	◎
	Easy Control (PI-485 Connection)	●	●	●	●	●	●
	1 Point External Input	●	●	●	●	●	●
	Scheduling Program (Day, Week, Month)***	◎	◎	◎	◎	◎	◎
	Fan Speed Steps	5 Step (Cool) 4 Step (Heat)	5 Step (Cool) 4 Step (Heat)	5 Step (Cool) 4 Step (Heat)	3 Step	3 Step	3 Step
	Centralised Control	●	●	●	●	●	●
	Two Thermistors Control	◎	-	◎	◎	◎	◎
	Fan Only	●	●	●	●	●	●
	Dry Function Program	●	●	●	●	●	●
	Air Filter	●	●	●	●	●	●
	Wired Remote Control	Hi inverter : Standard Others : ◎	Hi inverter : Standard Others : ◎	◎	Hi inverter : Standard Others : ◎	Hi inverter : Standard Others : ◎	◎
	Wireless Remote Control	◎	◎	◎	◎	◎	◎
	External Static Pressure (ESP) Control	-	-	-	●	●	●
	Auto ESP	-	-	-	-	●	-
	Zone Control	-	-	-	◎ (ABZCA)	◎ (ABZCA)	◎ (ABZCA)
	Mode Lock*	●	●	●	●	●	●
	Elevation Grill with Air Purification	◎	-	-	-	-	-
	Forced Cooling Operation	●	-	●	●	●	●
	Mobile LGMV	●	●	●	●	●	●
Enhanced Application	Synchro Function	●	●	-	●	●	-

* With controller PREMTB001 / PREMTBB01 / PREMTB101 / PREMTBB11 for 9 & 12kBtu
** Available with LG Wi-Fi modem (PWFMDD200) and it should be connected to the indoor unit.
*** Weekly program is available with wired remote controller.

● Standard / ◎ Option

CATEGORY	FEATURES	INDOOR			
		CEILING SUSPENDED (R32)	CONSOLE (R32)	WALL MOUNTED (R32)	FLOOR STANDING (R410A)
Supreme Energy Efficiency	Inverter Technology	●	●	●	●
	Power Saving Start Up	●	●	●	●
	Peak Current Control	●	●	●	●
	Human Detection by Thermopile Sensors	-	-	-	-
	Standby Mode	●	●	●	●
Comfort Environment	Comfort Cooling with Humidity Sensor	●	●	-	-
	Night Silent Operation	●	●	●	●
	Continuous Cooling Operation	●	●	●	●
	UVnano Filter Box	-	-	-	-
	6 Air Flow Mode by Dual Vane	-	-	-	-
	Crystal Vane	-	-	-	-
	Air Purification Kit (5 Step)	-	-	-	-
	Individual Flap Control	-	-	-	-
	Ionizer	-	●	-	-
	Auto Cooling-Heating Changeover	●	●	●	●
	Auto Cleaning	●	●	●	●
	Hot Start	-	-	-	-
High Performance & Reliability	Quick & Reliable Operation	●	●	●	●
	Embedded Humidity Sensor	-	-	-	-
	Auto-Restart	●	●	●	●
	Self-Diagnosis	●	●	●	●
	Duty Rotation	-	-	●	-
	Drain Pump Kit	-	-	-	-
Convenient Control System	ThinQ** (Wi-Fi / Voice Control)	◎	●	●	-
	Easy Control (PI-485 Connection)	●	●	●	●
	1 Point External Input	●	●	-	●
	Scheduling Program (Day, Week, Month)***	◎	◎	◎	-
	Fan Speed Steps	5 Step	5 Step (Cool) 4 Step (Heat)	6 Step	4 Step
	Centralised Control	●	●	●	●
	Two Thermistors Control	◎	◎	◎	-
	Fan Only	●	●	●	●
	Dry Function Program	●	●	●	●
	Air Filter	●	●	●	●
	Wired Remote Control	Hi inverter : Standard Others : ◎	◎	◎	-
	Wireless Remote Control	◎	●	●	●
	External Static Pressure (ESP) Control	-	-	-	-
	Auto ESP	-	-	-	-
	Zone Control	-	-	-	-
	Mode Lock*	●	●	●	●
	Elevation Grill with Air Purification	-	-	-	-
	Forced Cooling Operation	●	●	●	●
	Mobile LGMV	●	●	●	●
Enhanced Application	Synchro Function	-	-	-	-



Outdoor Line-up & Operation Range by model

Refrigerant	kBtu/h(kW)	Outdoor Unit	Dimensions (H x W x D) mm	Weight kg (Net)	Power Supply Ø / V / Hz	Line Up Model Q'ty by Operation Range Heating (°C) Min./Max. -25 / 18 (°C)	-20 / 18 (°C)	-15 / 18 (°C)	-10 / 18 (°C)
R32	9k (2.5kW)	UUA1	770 x 545 x 288	33.3	1 / 220-240 / 50	-	12 Models		4 Models
	12k (3.4kW)								
	18k (5.0kW)	UUB1	870 x 650 x 330	44.5			10 Models	8 Models	-
	24k (6.8kW)	UUC1	950 x 834 x 330	57.7			15 Models	4 Models	
	30k (8.0kW)								
	36k (9.5kW)	**UUD1 / UUD3**	**950 x 1,380 x 330**	**85.0**	**1 / 220-240 / 50 3 / 380-415 / 50**	**48 Models**	-		
	42k (12.0kW)								
	48k (13.4kW)								
	60k (14.6kW)								
R410A	48k (13.4kW)	UU48 / UU49	950 x 1,380 x 330	92.0 / 96.0	1 / 220-240 / 50 / 3 / 380-415 / 50	-18 / 18 (°C) (4 Models)			
	70k (20.0kW)	UU70W	950 x 1,380 x 330	110.0	3 / 380-415 / 50				
	85k (25.0kW)	UU85W	1,090 x 1,625 x 380	144.0					

* This specification can be different as per each model or combination.

CATEGORY	FEATURES	OUTDOOR R32 UUA1	UUB1	UUC1	UUD1	UUD3
OUTDOOR	R1 Compressor	-	-	-	●	●
	Inverter Technology	●	●	●	●	●
	Guarantee Operation Down to	-20℃ (H-inverter, Standard) -10℃ (Compact)	-20℃ (H-inverter, Standard) -15℃ (Compact)	-20℃ (H-inverter, Standard) -15℃ (Compact)	-25℃	-25℃
	Corrosion Resistance Black Fin	●	●	●	●	●
	Corrosion Resistance Golden Fin	-	-	-	-	-
	Chargeless of Piping Length	10 m	10 m	20 m	20 m	20 m
	Pressure Sensor	●	●	●	●	●
	Connection with AHU	-	● PAHCMR000 PAHCMS000	● PAHCMR000 PAHCMS000	● PAHCMR000 PAHCMS000	● PAHCMR000 PAHCMS000
	Synchro Function	-	-	-	●	●
	Long Pipe Installation	30 m	30 m 35 m (Compact)	50 m	85 m	75 m
	Peak Current Control	-	●	●	●	●
	Continuous Cooling Operation	-	●	●	●	●
	Mode Lock	-	●	●	●	●
	PI 485	●	●	●	●	●

CATEGORY	FEATURES	OUTDOOR R410A UU48W	UU49W	UU70W	UU85W
OUTDOOR	R1 Compressor	-	-	-	-
	Inverter Technology	●	●	●	●
	Guarantee Operation Down to	-18℃	-18℃	-18℃	-18℃
	Corrosion Resistance Black Fin	-	-	●	●
	Corrosion Resistance Golden Fin	●	●	-	-
	Chargeless of Piping Length	7.5 m	7.5 m	25 m	15 m
	Pressure Sensor	●	●	●	●
	Connection with AHU	● PAHCMR000	● PAHCMR000	● PAHCMR000	● PAHCMR000
	Synchro Function	-	-	-	-
	Long Pipe Installation	75 m	75 m	75 m	75 m
	Peak Current Control	-	-	●	●
	Continuous Cooling Operation	●	●	●	●
	Mode Lock	-	-	●	●
	PI 485	●	●	●	●

Premium Solution for Retail Ceiling Cassette



Maximizing Business, Minimizing Cost

Premium Design & Customer Oriented Functions

- Premium interior with brighter (white) panel suits any shop
- Customer oriented functions with intelligent functions (Direct/Indirect Mode)
- Uniform space cooling & heating by power cooling & heating mode

Energy Savings

- Low operation cost by High SEER products
- Adjust evaporating temperature by dual sensing (Humidity + Temperature)
- Various energy saving solutions (scheduling, energy monitoring and interlocking)
- Real-time energy monitoring

Ease of Operation and Maintenance

- Convenient control via smartphone
- Intuitive wired remote controller

Comfort Solution for Residential: Ceiling Concealed Duct



Creating a Comfortable Home with Low Cost

Simple & low cost Installation for Entire House

- Cooling or heating for several rooms with one set of Ceiling Concealed Duct
- Easy control of air volume for each rooms by zone controller accessory
- Flexible installation by ESP control

Energy Savings

- Low operation cost with High SEER product
- Various energy saving solutions (scheduling, energy monitoring and interlocking)

Ease of Operation

- Anytime, anywhere control via smartphone
- Intuitive wired remote controller

Customized Solution for Office Ceiling Cassette

Supporting Efficiency with Fresh and Comfort Air

Comfortable Office Environment

- Human oriented air flow (Direct/Indirect/Refresh mode)
- Foot thermal comfort by floor temperature detection
- Powerful performance by power cooling & heating mode
- High ceiling operation such as lobbies and reception areas (Max. 5m)

Energy Savings

- Adjust evaporating temperature by dual sensing
- Low operation cost with High SEER products
- Auto on/off operation by human detection
- LG's smart central controller provides a variety of energy saving solutions (scheduling, interlocking, peak control and energy navigation)

Ease of Operation and Maintenance

- Convenient control via smartphone
- Easy maintenance by elevation grille
- Convenient diagnosis by black box function



Optimized Solution for Technical: Wall Mounted

Reliable and Efficient Technical Cooling

Reliability

- Continuous cooling operation at -20 ~ 52°C*
- Quick & Reliable operation with temperature & pressure control
- Round-the-clock cooling (24h, 365 days)
- Power cooling mode for peak time
- Duty operation via a server room controller

Energy Savings

- Low operation cost by High SEER product
- Real-time energy monitoring

Ease of Operation and Maintenance

- Convenient control via remote controller or centralized control
- Immediate diagnosis via mobile LGMV
- Accurate diagnosis via black box function



SEER / SCOP

LG's advanced technologies achieve world-class energy efficiency.



SEER / SCOP class

kW	2.5	3.4	5.0	6.8	8.0	9.5	Average
SEER	7.0	6.8	7.6	8.5	7.8	7.6	7.6
	A++	A++	A++	A+++	A++	A++	A++
SCOP	4.0	4.0	4.4	4.8	4.8	4.5	4.4
	A+	A+	A+	A++	A++	A+	A+

※ These values are based in the H-Inverter Ceiling Cassette model and can change based on the applied combination.

European Energy Labeling

	SEER	SCOP
A+++	SEER ≥ 8.5	SCOP 5.1
A++	6.1 ≤ SEER < 8.5	4.6 ≤ SCOP < 5.1
A+	5.6 ≤ SEER < 6.1	4.0 ≤ SCOP < 4.6
A	5.1 ≤ SEER < 5.6	3.4 ≤ SCOP < 4.0
B	4.6 ≤ SEER < 5.1	3.1 ≤ SCOP < 3.4
C	4.1 ≤ SEER < 4.6	2.8 ≤ SCOP < 3.1
D	3.6 ≤ SEER < 4.1	2.5 ≤ SCOP 2.8

※ Based on Ceiling Cassette (6.8 kW)

Energy Savings

LG commercial air conditioners will automatically alter the temperature of discharge air by controlling their refrigerant temperature based on the difference between the indoor temperature and the target indoor temperature. During cooling operation, evaporating temperature will increase if the temperature difference reduces. This allows for enhanced comfort and reduced energy consumption.

Comfortable Indoor Air

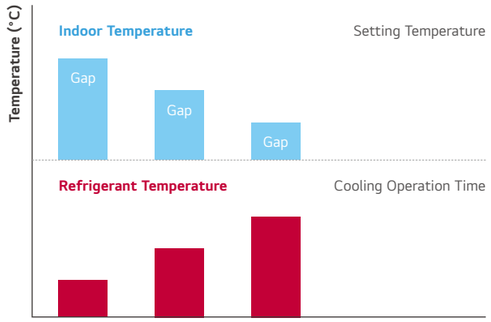

Energy Saving



Peak Current Control

The peak current control function prevents the air conditioner from running at the maximum level while maintaining current system settings, in order to reduce energy consumption. This function helps minimize energy costs during the peak periods of energy use when the energy billing is much higher.

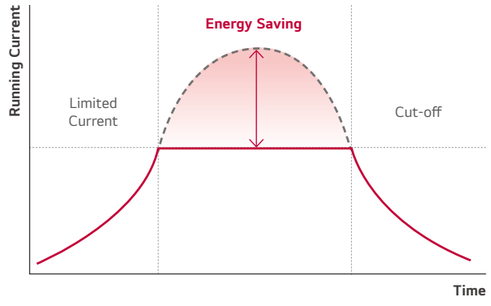

Mode Lock

Set the operation mode to either cooling-only or heating-only; either by adjusting the wired remote controller or setting the DIP switch to avoid combined use of cooling and heating. (Some models need wired remote controller for mode lock function according to feature overview table)

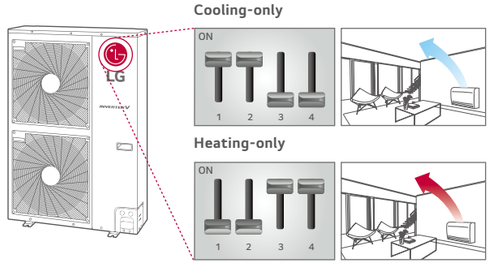

Comfort with Temperature & Humidity Sensors

With Dual Sensing Control, air conditioners can rapidly achieve a comfortable indoor environment for customers.



DUAL SENSING CONTROL

By sensing both temperature and humidity, this feature helps avoid over-cooling and dehumidification, maximizing comfort

Humidity + Temperature

※ Comfort cooling apply to Ceiling Cassette, Ceiling Suspended, Console
- It does not apply to small capacity cassette models. (UT09FH, UT12FH, CT09F, CT12F, CT18F)

Dry Summer

During a dry summer season, the system senses the low humidity levels and decreases the operating ratio to increase humidity for a more comfortable environment and energy efficient operation.

General Model

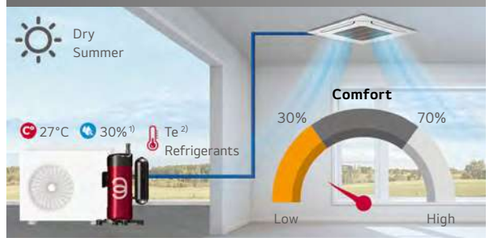

- **Uncomfortable Environment**
  Excessive latent heat elimination regardless of humidity
- **Waste Energy**
  Eliminate latent heat unnecessarily

LG Single Split

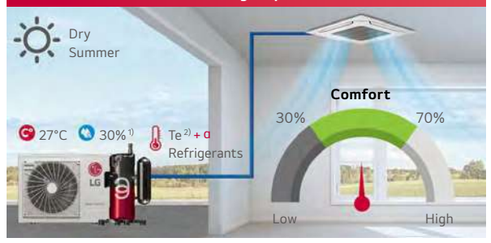

- **Comfortable Environment**
  By making the room less dry
- **Increased Energy Efficiency**
  provides optimized cooling and saves energy considering humidity

※ Humidity Condition : Low (<30%), Standard (30~70%)
1) Indoor Condition 2) Evaporation Temperature

Wet Summer

During a wet summer season, the system senses the high humidity levels and increases the operating ratio to rapidly decrease humidity for a more comfortable indoor environment.

General Model

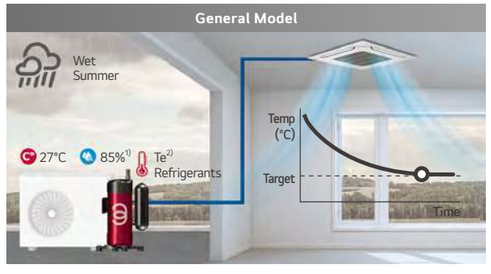

- **Uncomfortable Environment**
  General latent heat elimination regardless of humidity

LG Single Split

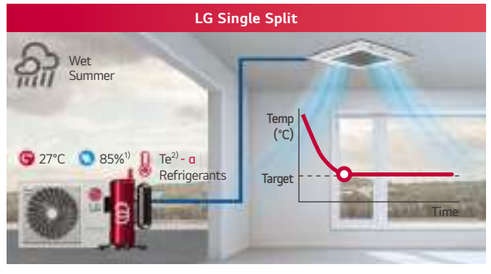

- **Comfortable Environment**
  Quick latent heat elimination with humidity sensors

1) Indoor Condition 2) Evaporation Temperature

Night Silent Operation

Night Silent Operation can reduce noise levels at night time by simply setting the dip switch on the PCB of the outdoor unit.



Continuous Cooling Operation

LG Single Split is able to perform continuous cooling at low ambient temperature. (as low as -15°C)

Previous

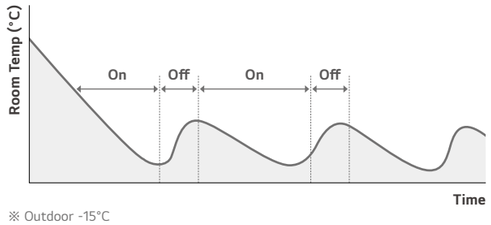

※ Outdoor -15°C

LG Single Split

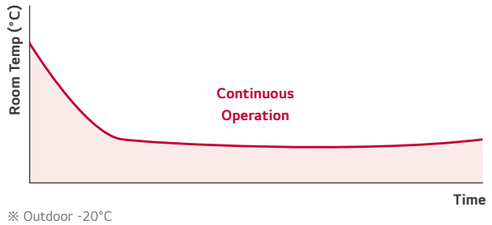

※ Outdoor -20°C



※ Based on a stand 36k model. (before 2019)



※ Based on a stand 36k model. (after 2019)

Quick & Reliable Operation

Through pressure and temperature sensing, the desired indoor temperature can be reached more rapidly.

- Quick response due to sensing and ready for operation mode.
- Target performance point is reached while avoiding compressor damage from liquid compression or oil shortage.

Temperature Sensor Only	Smart Sensor
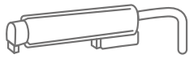	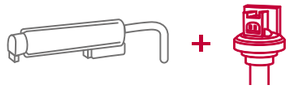
Temperature Sensor	Temperature Sensor + Pressure Sensor
Sensing ▶ Estimating Pressure	Directly Sensing Refrigerant Pressure ▶ Operate Compressor
It takes more time / Lack of reliaility	**Quick and reliable operation**

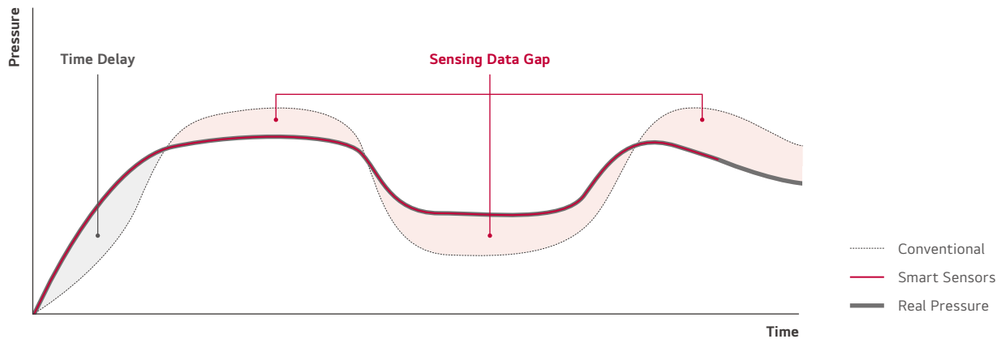

- With pressure sensing, the desired temperature is achieved in 30% less time in cooling and 44% in heating.

Cooling

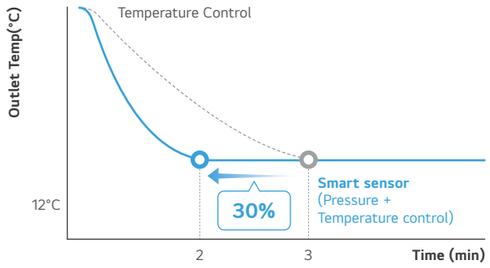

※ Based on internal test data.

Heating

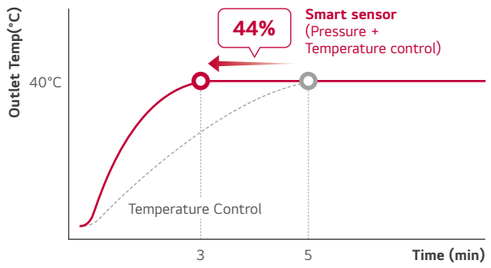

※ Based on internal test data.

R1 Compressor™

R1 Compressor is one that combines high efficiency, low sound characteristics of the scroll and the simple compressing structure of the rotary compressor. This technology results in a highly efficient compact model.

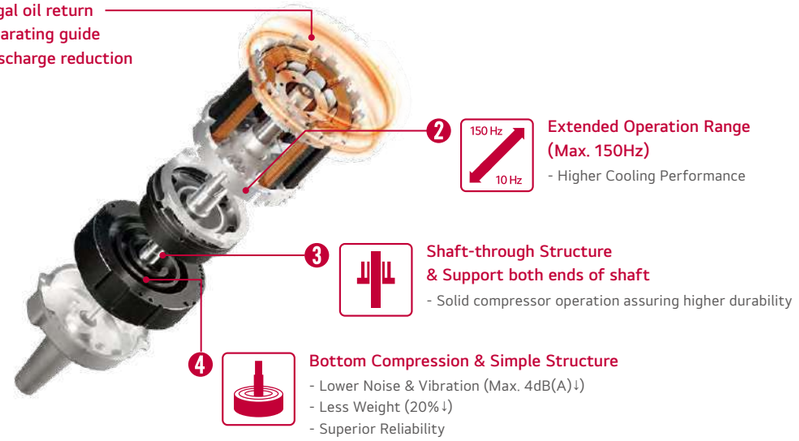

Conventional Compressor

Scroll
High efficiency / Low sound (Continuous compression, but complex structure)

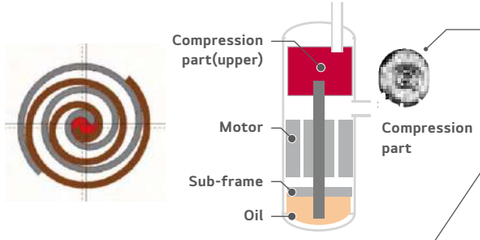

Rotary : Simple structure (Compression per 1 rotation)

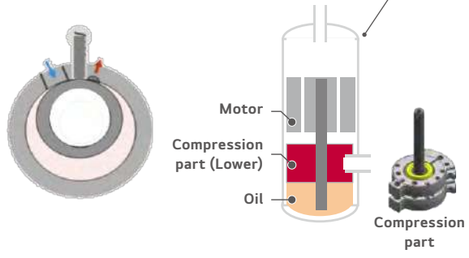

R1 Compressor™

Revolutionary Scroll
High efficiency / Stable & Simple Structure



Hybrid Scroll Shape (LG patent)*
* Patent registration number
(S.Korea : 10-1059880, USA : RE46106)



Extended operation **(Max.150Hz)**
Low noise & Vibration **(Max. 4dB(A)↓)**
Less weight **(20%↓)**

Corrosion Resistance Black Fin

The black coating with enhanced epoxy resin is applied for strong protection from various externa lcorrosive conditions such as salt contamination and air pollution including fumes from factories.

Longer Lifespan, Lower Maintenance Costs



※ The product is not fully protected from corrosion.
To install near the sea, additional treatment might be required.

Verified Protection



TÜVRheinland®

※ Verification of corrosion resistance performance
- Test Method B of ISO21207
- ASTM B117 / ISO 9227 (10,000 hours)

Long Pipe Installation

Maximum pipe length up to 85 m and elevation length up to 30 m provides flexibility for various conditions and easy installation.

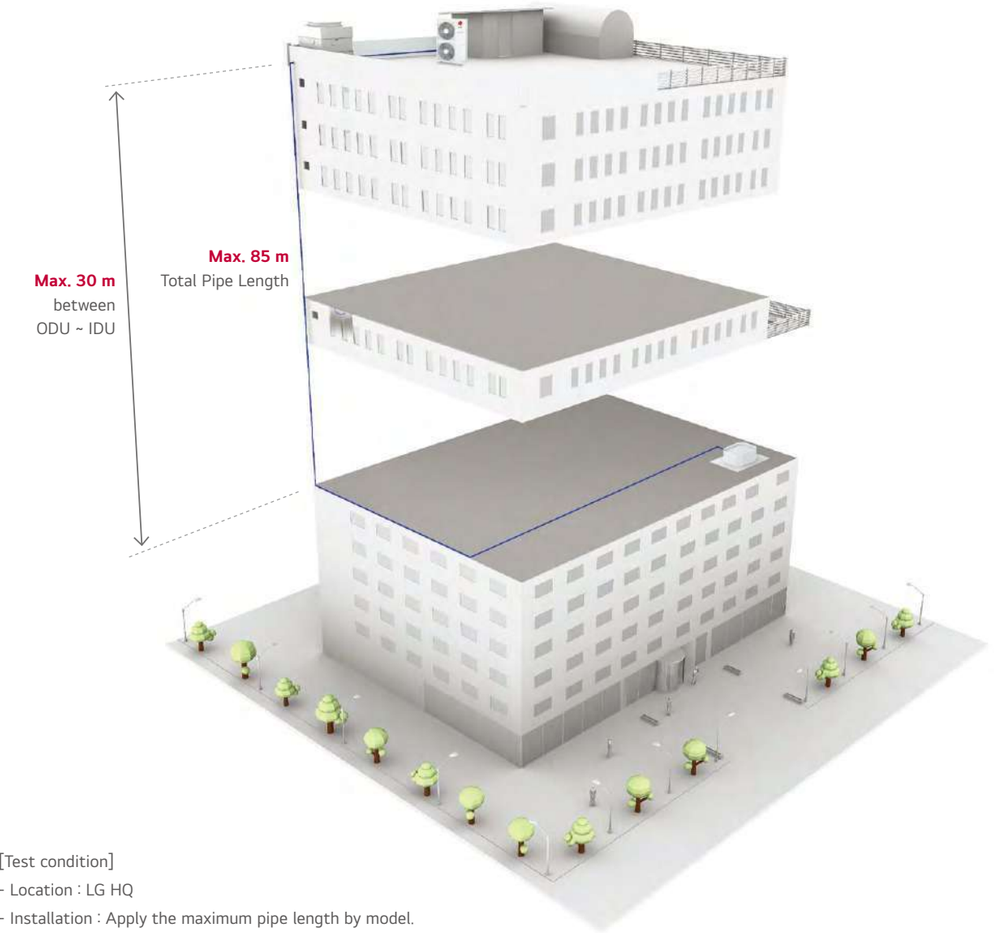

[Test condition]
- Location : LG HQ
- Installation : Apply the maximum pipe length by model.
- Period : 3 month (Checking oil level in real time)
- No use U-Trap

Model Name	UUA1	UUB1	UUC1	UUD1 / UUD3
Maximum Pipe Length	20 m	30 / 35* m	50 m	85 m
Maximum Height Difference (ODU-IDU)	15 m	30 m	30 m	30 m

* Compact 6.8 / 8.0kW

Server Room Cooling Solution

A Server room is a facility composed of networked computers and storage that businesses and other organizations use to organize, process, store and disseminate data in the building.



What is Server Room?

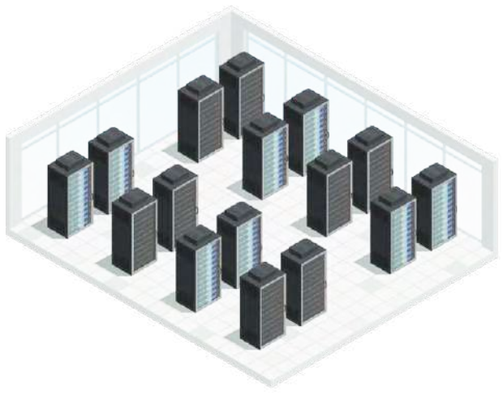

Characteristics :

- Usually under IT control, may have some dedicated power and cooling capabilities.
- Generally server room needs to be operated 24/7.
- Computer and electric equipment constantly generate heat, and are sensitive to heat, humidity, and dust.
- Local server rooms in office, hotel or hospital buildings have relatively smaller cooling capacity than those in the data center.
- Limited space for installation of cooling system



Power Supply Unit



Network



Server Rack Mount

What Does a Server Room Need?

Server room operated 24Hour / 7 Day
- Constant cooling for 24/7/365
- Energy efficiency system with high performance
- Automatic failure back-up cooling system

Server room constantly generates heat
- Easy control & monitoring
- Remotely monitored
- Capacity back up system

Limited space for installation
- Compact size of indoor units
- Easy and simple installation
- Long pipe for flexible design and installation

Duty Rotation

Duty Rotation

Operates more than 2 sets of indoor units alternatively at every set time of operation interval. Rotation interval can be set from 1h to 999h freely.

Without Duty Rotation



Air Conditioners' Overworking
- Shortening an air conditioner's lifetime
- Reducing compressor's life expectancy
- The service cost may increase due to an air conditioner's overworking

Duty Rotation



Stable & Safe Operation
- Stable operation due to indoor units taking turns when operating
- Less breakdowns and operational server room
- The air conditioner's life expectancy is increased
- Rotation interval can be set from 1h to 999h freely

Operation Scenario

When the number of the indoor units : 2

If the interval time is set 24h (default),

❶ While IDU #1 operates during interval time, IDU #2 is on standby.

❷ IDU #2 operates next 24 hours, and IDU #1 is on standby.



Failure Back-up

If systems in operation have an error and stop, the standby unit starts operation automatically.

Without Failure Back-up



A server can be shut down
- In case of an overheated server room a server can be shut down
- The risk of an increased service cost
- The need for manual monitoring and operation for failure

Failure Back-up



Stable & Safe Operation
- Stable operation because the operation error can be covered by failure back-up operation
- Continuous server operations and decreased risk
- The server is protected from overheating
- Less manual work

Operation Scenario

When the number of the indoor units : 2

❶ When duty rotation is enabled, IDU #1 is in operation and IDU #2 is on standby.

❷ If an error occurs on IDU #1, a standby unit starts operation.

❸ After the error is cleared, IDU #2 goes back to standby.



Duty Rotation

Simplified Connection

For small server rooms, LG provides a simple system with only one remote controller. It doesn't need additional control accessories.

Conventional

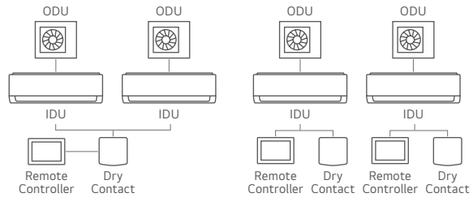

- **Higher product cost**
  A conventional system needs a dry contact and 3rd party control individual remote controller(s).
- **Higher installation cost**
  Need more labor and time for design, installation, cabling and test.
- **Design & Installation difficulties**
  It is difficult to make if you need to control more indoor units.

LG Server Room Solution



- **Lower product cost**
  Only one LG's remote controller needed for max.4 ODUs and IDUs.
- **Lower installation cost**
  Need less labor and time for design, installation, cabling and test.
- **Easy Design & Installation**
  It provides easy design and installation because of a simple system with LG controller even in case of more number of ODUs and IDUs (Max.4).

Small Server Room Cooling Solution

Considering a server room solution using central controllers' interlocking + schedule function is too much expensive and complex for small sized server rooms.

Using Central Controllers



- **Higher product cost**
  Conventional system needs AC Smart 5.
- **Higher installation cost**
  Need the installation of communication lines for central controllers.
- **Design & Installation difficulties**
  It is difficult to make and manage the interlocking logics.

Small Server Room Cooling Solution



- **Lower product cost**
  Only LG remote controller needed for max.4 ODUs and IDUs.
- **Lower installation cost**
  Need less labor and time for design, installation, cabling and test.
- **Easy Design & Installation**
  It provides easy design and installation because it has simple system with LG controller even in case of several ODUs and IDUs (Max.4).

Capacity Back-up

When the difference between the cooling set temperature and the current room temperature is higher than the set temperature difference of capacity back-up, the standby unit operates. When the temperature difference reaches the set temperature difference, it goes back to the normal duty rotation.

Without Capacity Back-up



Server can be Overheated
- Sometimes the server room can be overheated because of the server overload
- The servers can be shut down when they overheat continuously
- Air conditioners overload
- Need manual controls for additional cooling

Capacity Back-up



Stable & Safe Operation
- Stable operation due to the over capacity by back-up operation
- Prevent air conditioners from overload
- Protect server from overheating
- No need for manual controls due to the automatic protection from overheating

Operation Scenario

When the number of the indoor units : 2
The set temperature difference is A, and the difference between the cooling set temperature and the current room temperature is B,
❶ When duty rotation is enabled, IDU #1 is in operation and IDU #2 is on standby.
❷ If B is higher than A, the standby unit starts operation.
❸ When B goes down and remains below A for some time, The backup unit stops and goes back to standby mode.



If cooling set temperature is 22℃ and the set temperature difference is 4℃.

When current temperature goes above 26℃, the standby unit starts operation.

If currnet temperature drops and remains below 26 ℃ for some time, the backup unit stops.

Wide Operational Range

In case of the server room, continuous cooling is required all year round, and outdoor unit must be stable in the outdoor harsh cold temperature. LG Single split has wide operation range in cooling down continuously from -15°C and up to 48°C.

6.8 kW Model

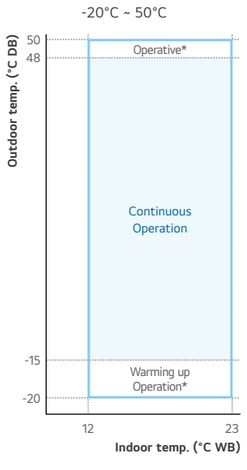

2.5 / 3.4 / 5.0 kW Model

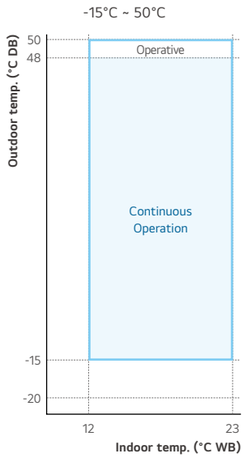

8.0 kW / 9.5 kW Model

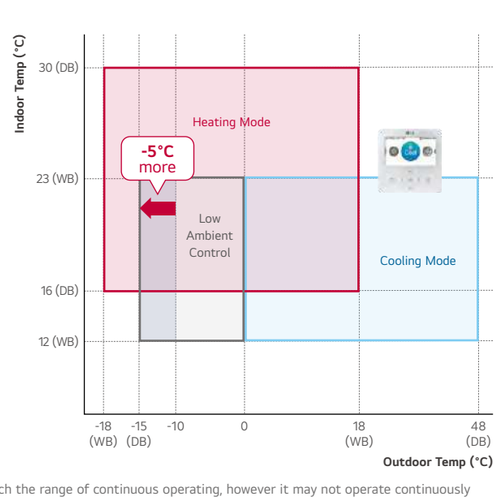

* Warming up operation and operative means that the outdoor unit operates to reach the range of continuous operating, however it may not operate continuously due to safety or protection logic.

Duty Rotation

Typical Scene

Various capacities of ODU and IDU for the small server room solution.

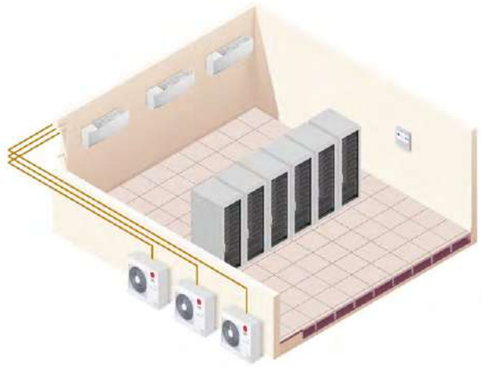

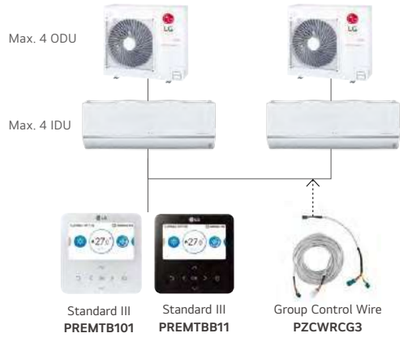

LG Server Room Cooling Solution Summary

- Purpose : Cooling small sized server room (IDU #2~4 units)
- ODU : Single Split / Multi Split / Multi-V + All type of IDUs
- Various option of choice for ODU and IDU
- Extremely safe and optimal solution for server rooms to cover ODU errors and insufficient capacities.
- Safety functions without any accessories : Duty Rotation, Capacity Back-up. Failure Back up
- Only one (1) remote controller for all (2~4) indoor units.

Applicable Model

PRODUCT		MODEL NAME
Ceiling Mounted Cassette	4 Way	UT09FH.NQ0
		UT12FH.NQ0
		UT18FH.NB0
		UT24FH.NA0
		UT30FH.NA0
		UT36FH.NA0
		UT42FH.NA0
		UT48FH.NA0
		UT60FH.NA0
		CT09F.NR0
		CT12F.NR0
		CT18F.NQ0
		CT24F.NB0
		UT30F.NB0
		UT36F.NA0
		UT42F.NA0
		UT48F.NA0
		UT60F.NA0
Wall Mounted		US30F.NR0
		US36F.NR0
		MJ05PC.NSJ
		MJ07PC.NSJ
		MJ09PC.NSJ
		MJ12PC.NSJ
		MJ15PC.NSJ
		MJ18PC.NSK
		MJ24PC.NSK

PRODUCT		MODEL NAME
Ceiling Concealed Duct	Low Static	UL12FH.N50
		UL18FH.N30
		CL09F.N50
		CL12F.N50
		CL18F.N60
		CL24F.N30
	Mid Static	UM12FH.N10
		UM18FH.N10
		UM24FH.N20
		UM30FH.N20
		UM36FH.N30
		UM42FH.N30
		UM48FH.N30
		CM18F.N10
		CM24F.N10
		UM30F.N10
		UM36F.N20
		UM42F.N20
		UM48F.N30
		UM60F.N30
	High Static	UB70.N95
		UB85.N95

ThinQ™

Users can control air conditioners using Android or iOS-enabled smartphones and voice commands via Google assistant and Amazon's Alexa.



※ Search "ThinQ" on Google or Apple store then download the app.
※ Wi-Fi modem (PWFMDD200) is required by option.
※ For our policy of continuous ThinQ App improvement, specification, design and features are subject to change without prior notice.

Access your air conditioner anytime and from anywhere



Simple operation for various functions

- Air Purify*
- On / Off*
- Mode Selection*
- Current Temperature*
- Set Temperature*
- Set Fan Speed*
- Vane Control

* This functions are used by google assistant
※ In some countries, the use of the google assistant system may be restricted.
- Launched in countries: Germany, UK, Ireland, Austria, Switzerland, France, Spain, Italy, Russia, Norway, Netherlands, Portugal, Turkey, Sweden, Denmark

Easy Control (Central Controller)

PI-485 is a gateway device that provides communication between LG Outdoor Units and LG central controllers such as ACP, AC Smart.





PI 485 Gateway (PMNFP14A1)



AC Ez Touch (PACEZA000)
Max.1 Channel
Max. 32 unit



AC Smart 5 (PACS5A000)
Max. 2 Channels
Max. 64 unit



ACP 5 (PACP5A000)
Max. 4 Channels
Max. 128 unit

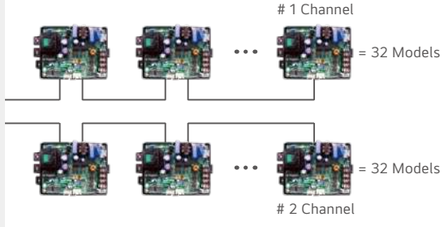

1 Point External Input (On / Off Control)

An indoor unit can be controlled by external devices without a dry contact, so customers can save cost of installation.

Connection between an indoor unit and external devices directly



※ In case of needing more functions beside on / off control, a dry contact is required to be installed.

Forced Cooling Operation

This function allows the refrigerant to be recharged or pumped down, regardless of the indoor temperature. Note that this function can be used when indoor units are being moved or repaired.

Recharging

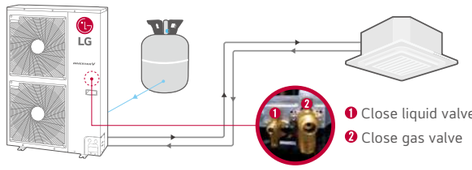

Pump Down

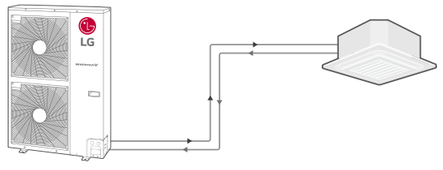

Mobile LGMV

LGMV (Monitoring View) helps engineers to inspect and monitor an air conditioning unit easily.



Error Indicator

	Contents
01	Air temperature sensor of an indoor unit
02	Inlet pipe temperature sensor of an indoor unit
03	Communication error : Wired Remote Controller ↔ Indoor Unit

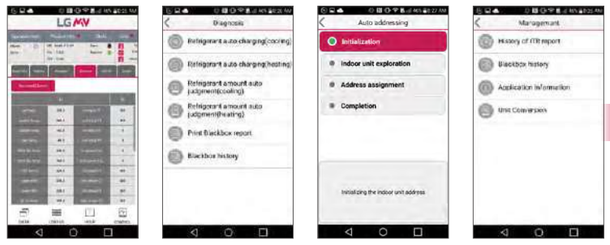

A technician not only can check the cycle information with diagrams & graphs, but also check easily the error status (Troubleshooting guide) and take action immediately.

※ Search "Mobile LGMV" on Google or Apple store then download the app.
※ Wi-Fi modem (PWFMDD200) is required by option.

Synchro Function

Maximum 4 indoor units can be combined by using a branch kit and setting dip switch for one outdoor unit. It can be easily applied to various sites.

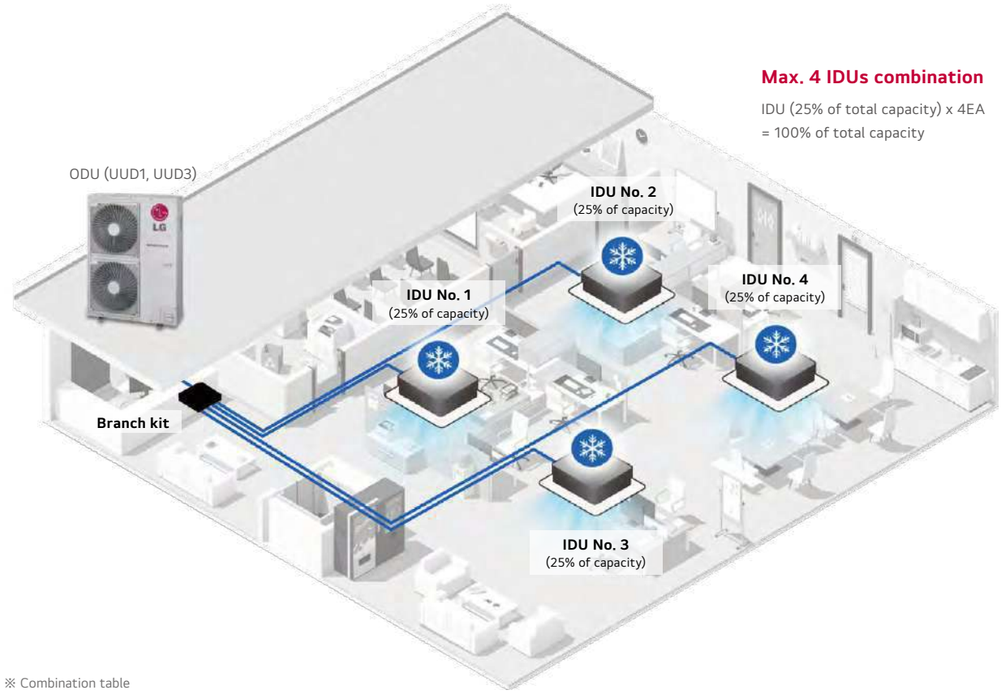

※ Combination table

2 PMUB11A	3 PMUB111A	4 PMUB1111A
		

Model	Duo		Trio		Quartet	
	Cassette	Duct	Cassette	Duct	Cassette	duct
UUD1, UUD3	CT18F x 2EA	CM18F x 2EA	CT12F x 3EA	CL12F x 3EA	CT12F x 4EA	CL12F x 4EA
	CT24F x 2EA	CM24F x 2EA	CT18F x 3EA	CM18F x 3EA	-	-
	UT30F x 2EA	UM30F x 2EA	-	-	-	-
Branch kit	PMUB11A		PMUB111A		PMUB1111A	
Dip switch	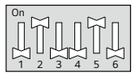		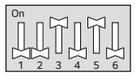		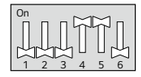	

Note
1. Possible indoor units : Single CAC indoor unit series
   • Dry contact & Zone control & Auto changeover is not available which is connected with synchro.
   • When using synchro operation
     - Do not use wireless remote controller.
     - Use only one wired remote controller in the indoor units.
     - Some Central controllers and some functions of central controller can not be available with synchro operation.
2. Branch kits are required for operating Synchro models.

Connection with AHU

Single split can be connected to AHU using communication kit.

COMPLICATED

SIMPLE

Simple and space saving
Easy installation
Low maintenance cost

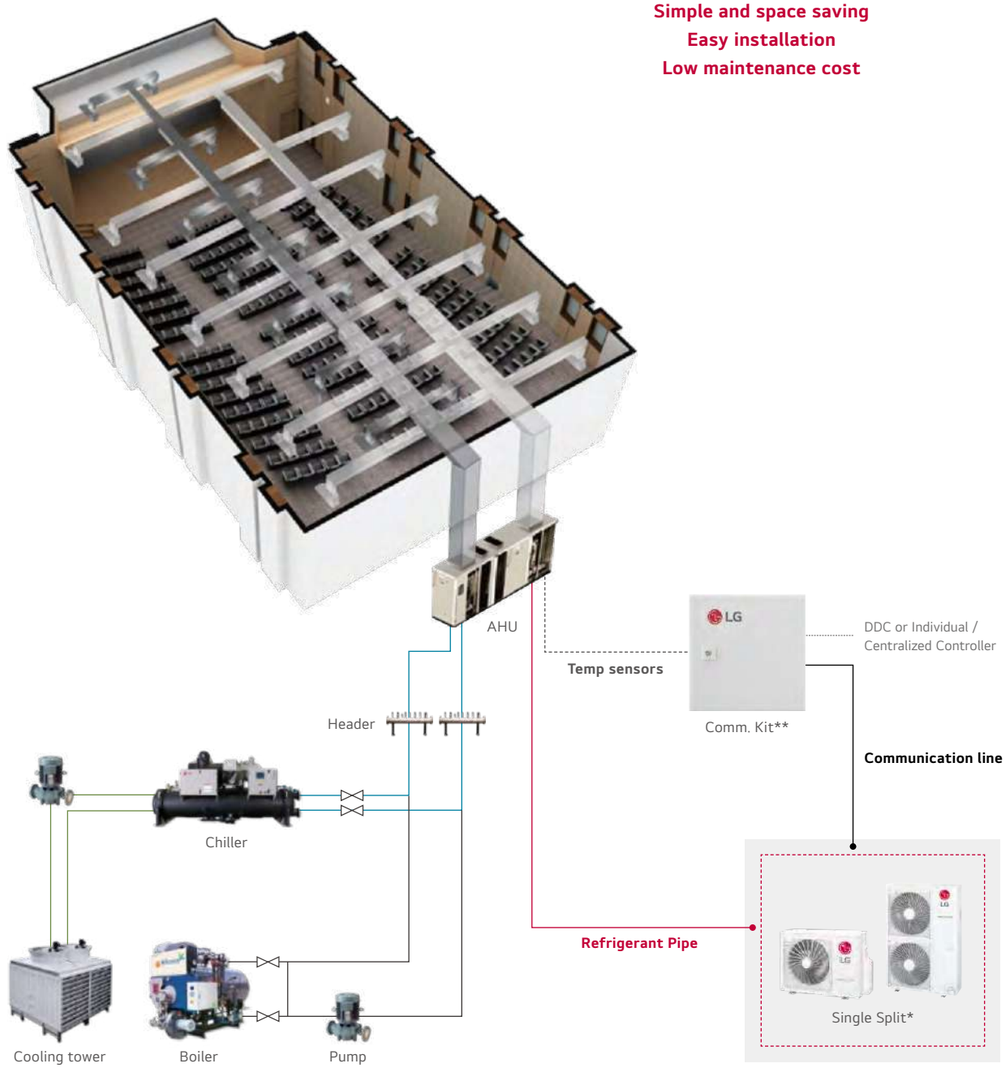

* The single model can be applied only to UUB1, UUC1, UUD1, UUD3
** Model name of communication kit
- RA air temperature control : PAHCMR000
- SA air temperature control : PAHCMS000

Complicated piping work

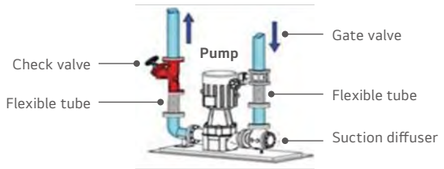

4 Way CST Elevation Grille Panel with Air Purification Kit

Easy-to-clean automatic elevating grille panel, The function of automatic lifting panel and Air purification are implemented in one panel, providing customers with comfortable air as well as maintenance convenience.

Conventional



LG Elevation Grille Panel



Features

1. Floor Obstacle Sensing
2. Left and Right Horizontal Sensing
3. Setting the Stop Position
4. Checking the Grille Closure



Specification

Category		Unit	Catalog Spec
Major	Minor		
Model Name	-	-	PTVK440 ENCXLEU
Panel Type	-	-	Air Purifying & Elevation Grille Kit
Panel Dimension	Net (W x H x D)	mm	842 x 55 x 842
	Shipping (W x H x D)	mm	902 x 150 x 917
Panel Weight	Net	kg	5.6
	Shipping	kg	9.2
Panel Accessory	Elevation Grille Kit	-	O

Category		Unit	Catalog Spec
Major	Minor		
Model Name			PT-AEGW0 ENCXLEU
Panel Type	-	-	Front Panel
Panel Exterior	Glossy / Matt	-	Matt
	Color	-	White
	RAL (Classic)	-	RAL 9003
	Grille Type (Grille / Grid)	-	Grid
Panel Dimension	Net (W x H x D)	mm	950 x 35 x 950
	Shipping (W x H x D)	mm	1,006 x 117 x 1,006
Panel Weight	Net	kg	10.5
	Shipping	kg	12.4
Panel Function	PM1.0 Sensor	-	O
Panel Accessory	Air Purification Kit	-	O
	Elevation Grille Kit	-	PTVK440
	Floor Detection Sensor	-	O
	Human Detection Sensor	-	PTVSAA0

※ This product will be available in 2H '24.
(This function application schedule may be changed without notification).

MINI CEILING MOUNTED CASSETTE



Compact Size

Slim & Compact Design

Slim & compact design not only saves space but also reduces installation cost. It's designed to suit most of building designs and fit into space.

※ Product images may differ from the actual product.



Dimension	
W x H x D (mm)	570 x **214** x 570
Body Weight (kg)	**12.4**



Dimension	
W x H x D (mm)	570 x **256** x 570
Body Weight (kg)	**13.9**

Easier Installation via Light & Slimmer (Compact Cassette for grid ceiling)

- Light & very slim can make installation possible even in small ceilings.
- Designed to enough fit to a 600 x 600 mm ceiling grid.

※ Product images may differ from the actual product.



Easy Panel installation

The detachable corner design makes it easy to check leakage and adjust hanger, And it is easy to install the panel to the body.

※ Product images may differ from the actual product.

Detachable Corner Design



Drain Leakage Check

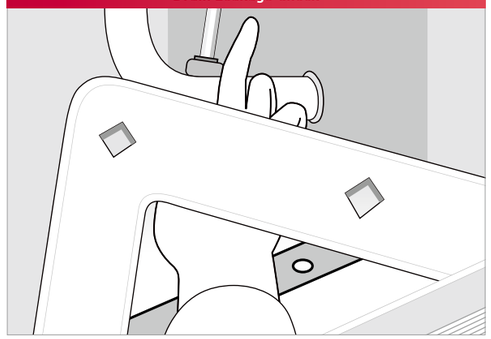

Hanger Adjust

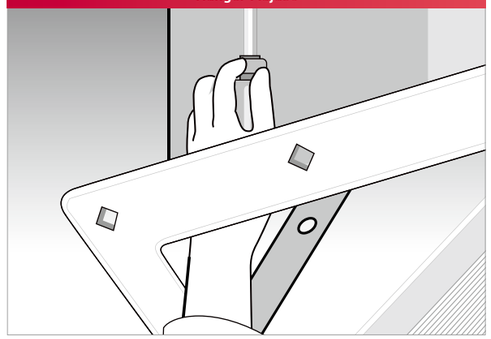

One Push Panel



Top Efficiency

Among the lightweight and slim CST products, World's class High efficiency.

※ Product images may differ from the actual product.



Ionizer for Mini 4 Way Cassette

The Plasma ion of Ionizer removes unpleasant odors, along with Escherichia coli and Staphylococcus on surfaces, using over 4 million ions. Experience a safer, cleaner indoor environment.

※ Depending on the experimental conditions





※ Product images may differ from the actual product.

How It Works

Reduction and Deodorization (Utilizes Over 4 Million Ions)

Ionizer reduces E.coli and Staphylococcus in the surface with over 4 million ions.

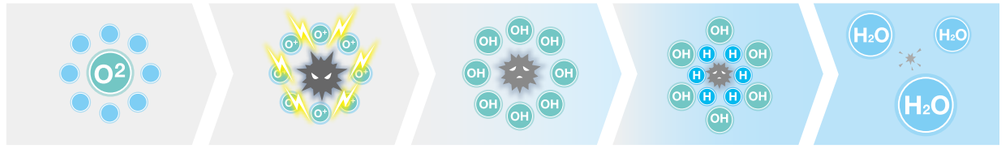

Ion Cluser Generation	Surrounding Harmful Substances	OH Radical Production	Chemical Reaction	Complete Bacteria Removal
Ions are released into the air.	H- and O- bond to harmful particles.	OH radicals inactivate harmful substances.	OH radicals bond with H particles.	H_2O molecules are produced.

Benefit & Verification

The LGE's ionizer has demonstrated the capability to remove more than 99% of bacteria, including Escherichia coli, Pseudomonas aeruginosa, and Staphylococcus.

Test Verification Report





※ Test Summary
Test Date : Jan., 2021
Test Place : LG electronics Inc.
Test Model : MDU621411 (For Mini 4 Way Cassette)
Test Specification : SPS-KACA-002-132※1 (Indoor air cleaners)
- Test Chamber Size : 30L (310 x 310 x 310 mm)
- Test Condition : (25 ± 3)°C, (45 ± 10)%

Model Name	PAS-NATDR2
Input voltage	DC 12 V +_ 10 %
Power consumption	Less than 1.0 W
Ionic weight (Distance of 10 cm)	200 x 10 (3) / CC

H-INVERTER (R32)

High Performance with lower energy consumption

- High SCOP cassette ensures top performance and great energy savings
- Maximize Space Utilization with Compact Size (Solution for small businesses and shops)
- **Optional Plasma ion of ionizer deactivates and removes bacteria & viruses in the room and keeps the air clean.**
- Mobile LGMV (monitoring View) helps engineers to inspect and monitor an air conditioning unit easily by mobile phone
- Optional ThinQ (Wi-Fi), access your air conditioner anytime and from anywhere (Can control air conditioners using Android or iOS-enabled smartphones and voice commands)
- Smart Sensor (Temperature Sensor + Pressure Sensor) operation can reach desired Indoor temperature more rapidly.
- **Standard for wired remote control**

UT09FH / UT12FH



UUA1.UL0



R32

EUROVENT CERTIFIED PERFORMANCE

LG participates in the ECP programme for EUROVENT AC program.
Check ongoing validity of certification
: www.eurovent-certification.com

COMBINATION				9	12
Capacity	Cooling	Min. / Rated / Max.	kW	1.6 / 2.5 / 4.0	1.6 / 3.4 / 4.8
	Heating	Min. / Rated / Max.	kW	1.7 / 3.2 / 4.5	1.7 / 4.1 / 5.8
Power Input (Set)	Cooling	Min. / Rated / Max.	kW	0.32 / 0.61 / 0.98	0.32 / 0.97 / 1.78
	Heating	Min. / Rated / Max.	kW	0.32 / 0.75 / 1.06	0.32 / 1.03 / 1.87
Running Current	Cooling / Heating	Rated	A	2.7 / 3.3	4.3 / 4.6
EER / COP			kWh/kWh	4.10 / 4.30	3.50 / 4.00
SEER / SCOP			kWh/kWh	7.0 / 4.0	6.8 / 4.0
Pdesign	Cooling @ 35°C		kW	2.5	3.4
	Heating @ -10°C		kW	2.8	2.8
Seasonal Energy Label	Cooling / Heating		-	A++ / A+	A++ / A+
Annual Energy Consumption	Cooling / Heating		kWh	125 / 980	175 / 980
Dehumidification Rate			l/h	0.1	0.8
ODU Sound Pressure Level*	Cooling / Heating	Rated	dB(A)	49 / 52	49 / 52
ODU Sound Power Level	Cooling	Rated	dB(A)	65	65
Piping Connections	Liquid / Gas		mm (inch)	Ø6.35 (1/4) / Ø9.52 (3/8)	Ø6.35 (1/4) / Ø9.52 (3/8)
	Connections Method		-	Flared	Flared
Operation Range (Outdoor)	Cooling	Min. / Max.	°C	-15 / 50	-15 / 50
	Heating	Min. / Max.	°C	-20 / 18	-20 / 18
INDOOR				**UT09FH.NQ0**	**UT12FH.NQ0**
Power Supply			Ø / V / Hz	1 / 220-240 / 50	1 / 220-240 / 50
Power Input (IDU)		H / M / L	W	30 / 26 / 22	30 / 26 / 22
Air Flow Rate		H / M / L	m^3/min	11.0 / 10.0 / 9.3	11.0 / 10.0 / 9.3
Dimensions	Body	W x H x D	mm	570 x 256 x 570	570 x 256 x 570
Weight	Body		kg	13.9	13.9
Sound Pressure Level*	Cooling	H / M / L	dB(A)	41 / 39 / 37	41 / 39 / 37
Sound Power Level	Cooling	Max.	dB(A)	54	54
Piping Connections	Drain	O.D. / I.D.	mm	Ø32.0 / 25.0	Ø32.0 / 25.0
Recommended Decoration Panel**	Model Name		-	PT-QAGW0	PT-QAGW0
	Color		-	White	White
	Dimensions	Body	mm	620 x 34 x 620	620 x 34 x 620
	Weight	Body	kg	3.0	3.0
OUTDOOR				**UUA1.UL0**	
Power Supply			Ø / V / Hz	1 / 220-240 / 50	
Circuit Breaker		Min.	A	15	
Power Supply Cable (Included Earth)			No x mm^2	3C x 1.5	
Dimensions	Net	W x H x D	mm	770 x 545 x 288	
Weight	Net		kg	33.3	
Compressor	Type		-	Twin Rotary	
Refrigerant	Type / GWP (Global Warming Potential)		-	R32 / 675	
	Precharged Amount / t-CO_2eq		kg	1.0 / 0.675	
	Chargeless		m	10	
	Additional Charge		g/m	20	
Fan	Air Flow Rate	Rated	m^3/min x No.	28 x 1	
Total Piping Length		Min. / Max.	m	5 / 30	
Piping Elevation	IDU - ODU	Max	m	30	

* : Sound Pressure is not a value declared on Eurovent Program.
** : Decoration panel can be selected as an optional accessory.
Note :
1. Due to our policy of innovation some specifications may be changed without notification.
2. Performances are based on the following conditions (It is accordance with EN14511)
   - Cooling : Indoor Ambient Temp 27°C DB / 19°C WB, Outdoor Ambient Temp 35°C DB / 24°C WB
   - Heating : Indoor Ambient Temp 20°C DB / 15°C WB, Outdoor Ambient Temp 7°C DB / 6°C WB
   - Interconnected Pipe is standard length and difference of Elevation (Outdoor ~ Indoor Unit) is 0m.
3. Sound Level Values are measured at Noise Measuring chamber accordance with standard. Therefore, these values depend on the ambient conditions and values are normally higher in actual operation.
4. This product contains fluorinated greenhouse gases. (R32)
5. For our policy of continuous product improvement, specification, design and feature are subject to change without prior notice.

STANDARD INVERTER (R32)

Wide Application with diverse design range

- Maximize Space Utilization with Compact Size (Solution for small businesses and shops)
- **Optional Plasma ion of ionizer deactivates and removes bacteria & viruses in the room and keeps the air clean.**
- Mobile LGMV (monitoring View) helps engineers to inspect and monitor an air conditioning unit easily by mobile phone
- Optional ThinQ (Wi-Fi), access your air conditioner anytime and from anywhere (Can control air conditioners using Android or iOS-enabled smartphones and voice commands)
- Smart Sensor (Temperature Sensor + Pressure Sensor) operation can reach desired Indoor temperature more rapidly.
- Maximum 4 indoor units can be combined by using a branch kit and setting dip switch for one outdoor unit. It can be easily applied to various sites.

CT09F / CT12F / CT18F



UUA1.UL0 UUB1.U20



LG participates in the ECP programme for EUROVENT AC program.
Check ongoing validity of certification
: www.eurovent-certification.com

COMBINATION				9	12	18
Capacity	Cooling	Min. / Rated / Max.	kW	1.5 / 2.5 / 3.2	1.5 / 3.4 / 4.5	2.0 / 5.0 / 5.8
	Heating	Min. / Rated / Max.	kW	1.8 / 3.2 / 3.7	1.8 / 4.1 / 5.0	2.3 / 5.7 / 6.6
Power Input (Set)	Cooling	Min. / Rated / Max.	kW	0.30 / 0.61 / 0.87	0.30 / 0.98 / 1.62	0.30 / 1.57 / 2.20
	Heating	Min. / Rated / Max.	kW	0.30 / 0.75 / 0.89	0.30 / 1.11 / 1.57	0.30 / 1.52 / 2.13
Running Current	Cooling / Heating	Rated	A	2.7 / 3.3	4.4 / 4.9	8.0 / 7.8
EER / COP			kWh/kWh	4.10 / 4.30	3.50 / 3.71	3.19 / 3.74
SEER / SCOP			kWh/kWh	6.7 / 4.0	6.7 / 4.0	6.4 / 4.3
Pdesign	Cooling @ 35°C		kW	2.5	3.4	5
	Heating @ -10°C		kW	2.8	2.8	4.1
Seasonal Energy Label	Cooling / Heating		-	A++ / A+	A++ / A+	A++ / A+
Annual Energy Consumption	Cooling / Heating		kWh	131 / 980	178 / 980	273 / 1,335
Dehumidification Rate			l/h	0.63	1.26	1.89
ODU Sound Pressure Level*	Cooling / Heating	Rated	dB(A)	49 / 52	49 / 52	47 / 52
ODU Sound Power Level	Cooling	Rated	dB(A)	65	65	63
Piping Connections	Liquid / Gas		mm (inch)	Ø6.35 (1/4) / Ø9.52 (3/8)	Ø6.35 (1/4) / Ø9.52 (3/8)	Ø6.35 (1/4) / Ø12.7 (1/2)
	Connections Method		-	Flared	Flared	Flared
Operation Range (Outdoor)	Cooling	Min. / Max.	°C	-15 / 50	-15 / 50	-15 / 50
	Heating	Min. / Max.	°C	-20 / 18	-20 / 18	-20 / 18
INDOOR				**CT09F.NR0**	**CT12F.NR0**	**CT18F.NQ0**
Power Supply			Ø / V / Hz	1 / 220-240 / 50	1 / 220-240 / 50	1 / 220-240 / 50
Power Input (IDU)		H / M / L	W	26 / 22 / 19	28 / 24 / 20	30 / 26 / 22
Air Flow Rate		H / M / L	m^3/min	8.5 / 7.0 / 6.0	9.5 / 8.0 / 7.0	13 / 12 / 11
Dimensions	Body	W x H x D	mm	570 x 214 x 570	570 x 214 x 570	570 x 256 x 570
Weight	Body		kg	12.4	12.4	13.9
Sound Pressure Level*	Cooling	H / M / L	dB(A)	36 / 33 / 30	38 / 35 / 32	41 / 39 / 37
Sound Power Level	Cooling	Max.	dB(A)	52	52	57
Piping Connections	Drain	O.D. / I.D.	mm	Ø32.0 / 25.0	Ø32.0 / 25.0	Ø32.0 / 25.0
Recommended Decoration Panel**	Model Name		-	PT-QAGW0	PT-QAGW0	PT-QAGW0
	Color		-	White	White	White
	Dimensions	Body	mm	620 x 34 x 620	620 x 34 x 620	620 x 34 x 620
	Weight	Body	kg	3.0	3.0	3.0
OUTDOOR				**UUA1.UL0**		**UUB1.U20**
Power Supply			Ø / V / Hz	1 / 220-240 / 50		1 / 220-240 / 50
Circuit Breaker		Min.	A	15		20
Power Supply Cable (Included Earth)			No x mm^2	3C x 1.5		3C x 2.5
Dimensions	Net	W x H x D	mm	770 x 545 x 288		870 x 650 x 330
Weight	Net		kg	33.3		44.5
Compressor	Type		-	Twin Rotary		Twin Rotary
Refrigerant	Type / GWP (Global Warming Potential)		-	R32/ 675		R32 / 675
	Precharged Amount / t-CO_2eq		kg	1.0 / 0.675		1.2 / 0.81
	Chargeless		m	10		10
	Additional Charge		g/m	20		20
Fan	Air Flow Rate	Rated	m^3/min x No.	28 x 1		50 x 1
Total Piping Length		Min. / Max.	m	5 / 30		5 / 30
Piping Elevation	IDU - ODU	Max.	m	30		30

* : Sound Pressure is not a value declared on Eurovent Program.
** : Decoration panel can be selected as an optional accessory.
Note :
1. Due to our policy of innovation some specifications may be changed without notification.
2. Performances are based on the following conditions (It is accordance with EN14511)
   - Cooling : Indoor Ambient Temp 27°C DB / 19°C WB, Outdoor Ambient Temp 35°C DB / 24°C WB
   - Heating : Indoor Ambient Temp 20°C DB / 15°C WB, Outdoor Ambient Temp 7°C DB / 6°C WB
   - Interconnected Pipe is standard length and difference of Elevation (Outdoor ~ Indoor Unit) is 0m.
3. Sound Level Values are measured at Noise Measuring chamber accordance with standard. Therefore, these values depend on the ambient conditions and values are normally higher in actual operation.
4. This product contains fluorinated greenhouse gases. (R32)
5. For our policy of continuous product improvement, specification, design and feature are subject to change without prior notice.

COMPACT INVERTER (R32)

Maximize Space Utilization with Compact Size

CT18F

- Solution for small businesses and shops (Only CT18F NQ0)
- **Optional Plasma ion of ionizer deactivates and removes bacteria & viruses in the room and keeps the air clean.** (Only CT18F NQ0)
- Mobile LGMV (monitoring View) helps engineers to inspect and monitor an air conditioning unit easily by mobile phone
- Optional ThinQ (Wi-Fi), access your air conditioner anytime and from anywhere (Can control air conditioners using Android or iOS-enabled smartphones and voice commands)
- Smart Sensor (Temperature Sensor + Pressure Sensor) operation can reach desired Indoor temperature more rapidly.

CT18F



UUA1.UL0



LG participates in the ECP programme for EUROVENT AC program.
Check ongoing validity of certification
: www.eurovent-certification.com

COMBINATION				18
Capacity	Cooling	Min. / Rated / Max.	kW	1.8 / 5.0 / 5.5
	Heating	Min. / Rated / Max.	kW	2.1 / 5.2 / 5.7
Power Input (Set)	Cooling	Min. / Rated / Max.	kW	0.34 / 1.76 / 2.11
	Heating	Min. / Rated / Max.	kW	0.30 / 1.45 / 1.87
Running Current	Cooling / Heating	Rated	A	7.8 / 6.4
EER / COP			kWh/kWh	2.85 / 3.60
SEER / SCOP			kWh/kWh	6.3 / 3.9
Pdesign	Cooling @ 35°C		kW	5
	Heating @ -10°C		kW	2.8
Seasonal Energy Label	Cooling / Heating		-	A++ / A
Annual Energy Consumption	Cooling / Heating		kWh	278 / 1,005
Dehumidification Rate			l/h	1.8
ODU Sound Pressure Level*	Cooling / Heating	Rated	dB(A)	49 / 52
ODU Sound Power Level	Cooling	Rated	dB(A)	65
Piping Connections	Liquid / Gas		mm (inch)	Ø6.35 (1/4) / Ø9.52 (3/8)
	Connections Method		-	Flared
Operation Range (Outdoor)	Cooling	Min. / Max.	°C	-10 / 50
	Heating	Min. / Max.	°C	-10 / 18
INDOOR				**CT18F.NQ0**
Power Supply			Ø / V / Hz	1 / 220-240 / 50
Power Input (IDU)		H / M / L	W	30 / 26 / 22
Air Flow Rate		H / M / L	m^3/min	13 / 12 / 11
Dimensions	Body	W x H x D	mm	570 x 256 x 570
Weight	Body		kg	13.9
Sound Pressure Level*	Cooling	H / M / L	dB(A)	41 / 39 / 37
Sound Power Level	Cooling	Max.	dB(A)	57
Piping Connections	Drain	O.D. / I.D.	mm	Ø32.0 / 25.0
Recommended Decoration Panel**	Model Name		-	PT-QAGW0
	Color		-	White
	Dimensions	Body	mm	620 x 34 x 620
	Weight	Body	kg	3.0
OUTDOOR				**UUA1.UL0**
Power Supply			Ø / V / Hz	1 / 220-240 / 50
Circuit Breaker		Min.	A	15
Power Supply Cable (Included Earth)			No x mm^2	3C x 1.5
Dimensions	Net	W x H x D	mm	770 x 545 x 288
Weight	Net		kg	33.3
Compressor	Type		-	Twin Rotary
Refrigerant	Type / GWP (Global Warming Potential)		-	R32 / 675
	Precharged Amount / t-CO_2eq		kg	1.0 / 0.675
	Chargeless		m	10
	Additional Charge		g/m	20
Fan	Air Flow Rate	Rated	m^3/min x No.	28 x 1
Total Piping Length		Min. / Max.	m	5 / 30
Piping Elevation	IDU - ODU	Max.	m	30

* : Sound Pressure is not a value declared on Eurovent Program.
** : Decoration panel can be selected as an optional accessory.
Note :
1. Due to our policy of innovation some specifications may be changed without notification.
2. Performances are based on the following conditions (It is accordance with EN14511)
   - Cooling : Indoor Ambient Temp 27°C DB / 19°C WB, Outdoor Ambient Temp 35°C DB / 24°C WB
   - Heating : Indoor Ambient Temp 20°C DB / 15°C WB, Outdoor Ambient Temp 7°C DB / 6°C WB
   - Interconnected Pipe is standard length and difference of Elevation (Outdoor ~ Indoor Unit) is 0m.
3. Sound Level Values are measured at Noise Measuring chamber accordance with standard. Therefore, these values depend on the ambient conditions and values are normally higher in actual operation.
4. This product contains fluorinated greenhouse gases. (R32)
5. For our policy of continuous product improvement, specification, design and feature are subject to change without prior notice.

CEILING MOUNTED CASSETTE



4 Way Air Flow with New Dual Vane Design

Innovative dual vane designs with the best airflow for various spaces.



New Types of Wind Solutions

Indirect Wind

Normal	Dual Vane
	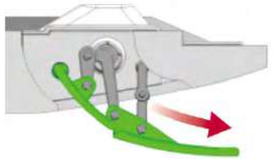

Direct Wind

Normal	Dual Vane
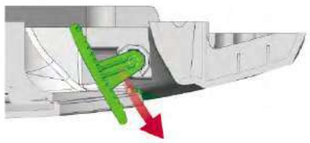	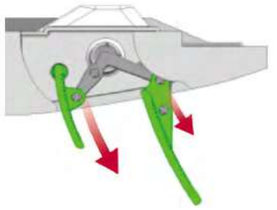

6 Air Flow Modes

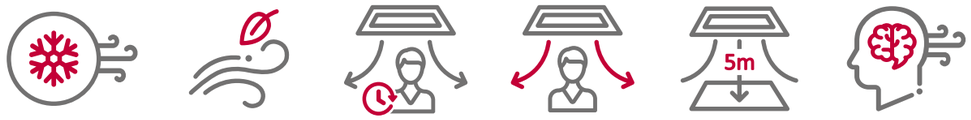

Power Mode
Fast and Quick

Up / Down Swing
Fresh and Natural

Smart Mode
Auto Vane Control

Indirect Wind
Indirect cooling & Heating

Direct Wind
Suitable for High Ceiling

Refresh Mode
Provide high concentration

Brighter Color

Color enhancement allows cassette to blend into most interior ceiling spaces.



Wide Design

Bigger inlet and outlet make faster cooling / heating airflow.



Full 3D Turbo Fan

Full 3D Turbo fan decreases air resistance, creating high efficiency and reducing the noise level.

Turbo Fan



Full 3D Turbo Fan

Power consumption 13W ↓, Noise 3dB(A) ↓



High Efficiency Heat Exchanger (HEX)

A highly integrated heat exchanger serves to increase cooling and heating efficiency.

Normal HEX

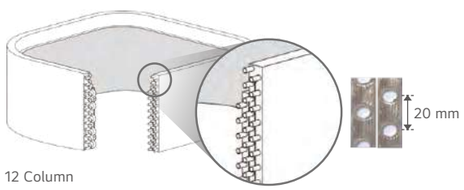

12 Column

Tube Column	12 Column
Fin per Inch	21

High Efficient Ø5 HEX

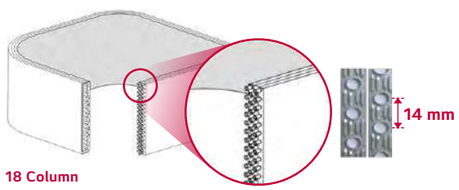

18 Column

Tube Column	18 Column
Fin per Inch	22

※ This specification can be different as per each model.

Sensor Reads Temperature from Ceiling to Floor for Heating

An indoor unit provides the human oriented room temperature according to the floor and ceiling temperature measured by thermopile sensors.

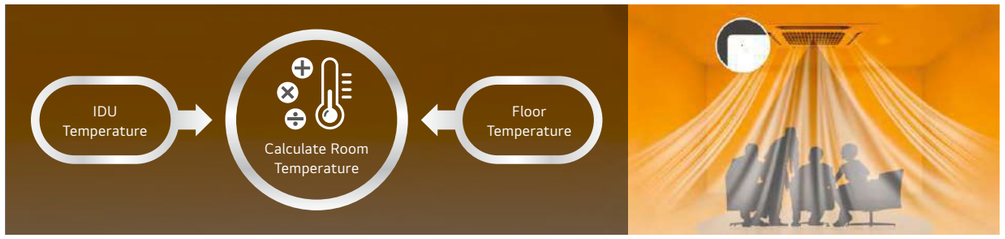

※ Available only for products with a floor temperature sensor.

Human Detecting Direct / Indirect Airflow

Human sensing function locates users to provide an adapted airflow.

Comfort Indirect

Prevent an airflow from heading to a user by sensing.



Follow User Direct

Direct an airflow to a user by sensing.



Direct Wind

The wind can reach up to 5 m with plenty of air volume. (@ 0.5ms)



Dual Vane 4 Way Cassette must set a Super High Ceiling Mode.

Recommended direct wind reach

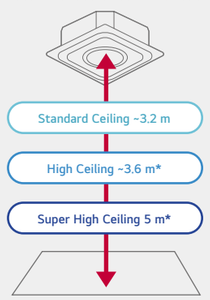

* Settings are required in installer mode.

Human Detecting On / Off Learning Operation System

An indoor unit senses people to switch On / Off for up to 54% power saving.



※ Data Based on actual test of LG, single product 2 hours measurement result. (Cooling 26 °C, strong wind)

Various Display of Air Purification

Installed Wi-Fi leads unlimited boundary to control IDU and display Air Purification status.

Smart Indicator

Shows the quality of indoor air in real time

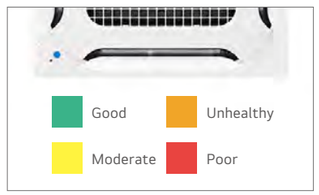

Remote Controller

Displays Air status and
Fine Dust Concentration



Mobile

Whenever & Wherever
Check and Control Air status



Pairing ThinQ

Possible to connect an indoor unit with ThinQ anywhere, anytime.

① Monitoring Air status : Easy to check indoor air status
- Microfine dust / Ultra fine dust / Fine dust
- Day / Week / Month / Yearly

② Mobile Remote Control : Remote control by using mobile phone
- Control Mode / Temperature / Air flow etc.

③ Display Power Consumption : Check power consumption of A/C
- Check energy display
- Set target energy consumption level



※ For our policy of continuous improvement, specification, design and features are subject to change without prior notice.

Convenient and Powerful Air Purification

An easy to manage air purifying system with a one-touch air cleaning filter.

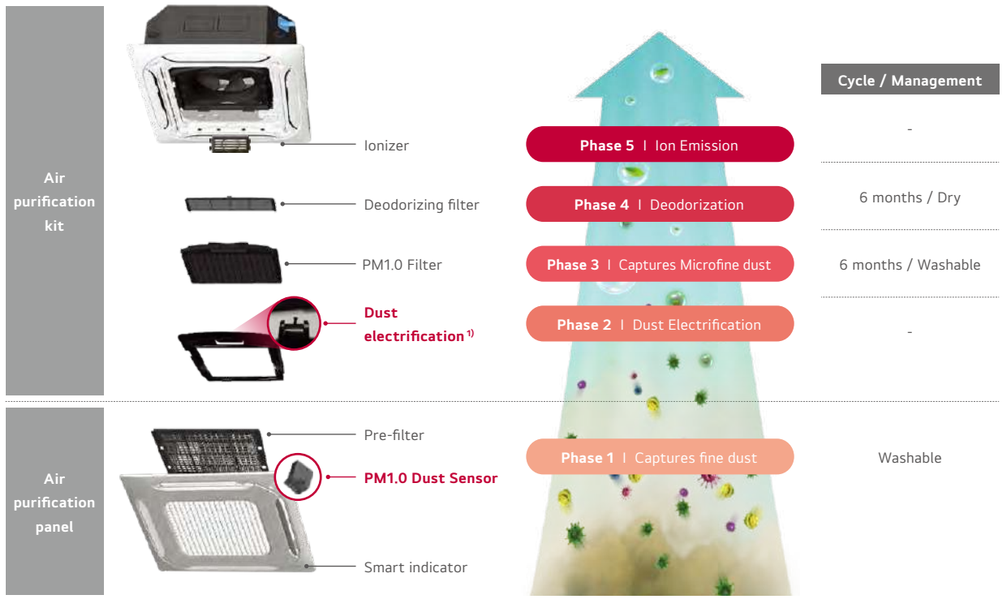

1) Electrical diffusion makes dust electrification.

CAC certification?

The Korea Air Cleaning Association strictly tests the air cleaning function of air conditioner products and provides certification to the product that gives credibility to consumers.



The Korea Air Cleaning Association

Air Purification Technology

5-Steps air cleaning process removes invisible, ultra fine dust, odor and germs to ensure a clean and healthy living environment

1st Step	2nd Step	3rd Step	4th Step	5th Step
Pre filter	**Anion Emission**	**PM1.0 Filter**	**Deodorization Filter**	**Ionizer**
	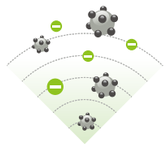			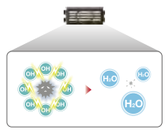
A multi-layer structure removes particles with 2.5 times higher efficiency than general pre-filters, with the amount of particles being reduced by 40%.	Anion increases the electrostatic force of particles, improving the filter's collecting efficiency.	Removes up to 99% of Fine particles to ultrafine particles (Able to remove PM 1.0)	High efficiency gas adsorption technology removes life odor & harmful gases	Deactivates bacteria and virus that cause food poisoning and pneumonia

Individual flap (Vane) Control

User can flexible use Ceiling Mounted Cassette flexibly according to usage space and suits any office configuration.



H-INVERTER (R32)

High Performance with lower energy consumption

- High SCOP cassette ensures top performance and great energy savings
- Optional Human Detecting sensor (Presence sensor) provides an adapted airflow (Direct or Indirect Airflow)
- An indoor unit provides the human oriented room temperature according to the floor and ceiling temperature measured by thermopile sensors.
- Optional Air Purification kit, ensuring a health and hygenic environment (Easy to manage air purifying system with Dust Electrification, PM1.0 filter (Fine dust), Deodorizing filter and Ionizer)
- DualVane, Optimized control two separate vanes provides longer stream wind, faster cooling/heating and Indirect airflow, etc
- Optional Elevation Grill with Air Purification (Automatic lifting panel and Air purification), provides customers with clean air as well as maintenance convenience
- Maximum 4 indoor units can be combined by using a branch kit and setting dip switch for one outdoor unit. It can be easily applied to various sites.
- **Standard for wired remote control**

UT18FH / UT24FH / UT30FH



UUB1.U20 **UUC1.U40**



LG participates in the ECP programme for EUROVENT AC program.
Check ongoing validity of certification
: www.eurovent-certification.com

COMBINATION				18	24	30
Capacity	Cooling	Min. / Rated / Max.	kW	2.0 / 5.0 / 6.0	2.7 / 6.8 / 8.3	3.2 / 8.0 / 9.5
	Heating	Min. / Rated / Max.	kW	2.3 / 5.8 / 7.0	3.2 / 7.9 / 9.9	3.6 / 9.0 / 10.7
Power Input (Set)	Cooling	Min. / Rated / Max.	kW	0.30 / 1.25 / 1.69	0.30 / 1.66 / 2.31	0.40 / 2.12 / 2.82
	Heating	Min. / Rated / Max.	kW	0.30 / 1.47 / 1.98	0.40 / 1.76 / 2.53	0.40 / 2.14 / 2.93
Running Current	Cooling / Heating	Rated	A	7.2 / 7.7	7.4 / 7.8	9.4 / 9.5
EER / COP			kWh/kWh	4.00 / 3.95	4.10 / 4.48	3.77 / 4.20
SEER / SCOP			kWh/kWh	7.6 / 4.4	8.5 / 4.8	7.8 / 4.8
Pdesign	Cooling @ 35°C		kW	5.0	6.8	8
	Heating @ -10°C		kW	4.1	5.5	5.5
Seasonal Energy Label	Cooling / Heating		-	A++ / A+	A+++ / A++	A++ / A++
Annual Energy Consumption	Cooling / Heating		kWh	230 / 1,305	280 / 1,604	359 / 1,604
Dehumidification Rate			l/h	1.9	1.7	2.7
ODU Sound Pressure Level*	Cooling / Heating	Rated	dB(A)	47 / 52	48 / 52	50 / 52
ODU Sound Power Level	Cooling	Rated	dB(A)	63	65	68
Piping Connections	Liquid / Gas		mm (inch)	Ø6.35 (1/4) / Ø12.7 (1/2)	Ø9.52 (3/8) / Ø15.88 (5/8)	Ø9.52 (3/8) / Ø15.88 (5/8)
	Connections Method		-	Flared	Flared	Flared
Operation Range (Outdoor)	Cooling	Min. / Max.	°C	-15 / 50	-20 / 50	-20 / 50
	Heating	Min. / Max.	°C	-20 / 18	-20 / 18	-20 / 18
INDOOR				**UT18FH.NB0**	**UT24FH.NA0**	**UT30FH.NA0**
Power Supply			Ø / V / Hz	1 / 220-240 / 50	1 / 220-240 / 50	1 / 220-240 / 50
Power Input (IDU)		H / M / L	W	33 / 26 / 22	43 / 35 / 28	43 / 35 / 28
Air Flow Rate		H / M / L	m^3/min	17.0 / 15.5 / 14.0	23.8 / 21.4 / 19.0	23.8 / 21.4 / 19.0
Dimensions	Body	W x H x D	mm	840 x 204 x 840	840 x 288 x 840	840 x 288 x 840
Weight	Body		kg	21.1	25.3	25.3
Sound Pressure Level*	Cooling	H / M / L	dB(A)	37 / 36 / 34	42 / 41 / 40	42 / 41 / 40
Sound Power Level	Cooling	Max.	dB(A)	52	56	56
Piping Connections	Drain	O.D. / I.D.	mm	Ø32.0 / 25.0	Ø32.0 / 25.0	Ø32.0 / 25.0
Recommended Decoration Panel**	Model Name		-	PT-AFGW0	PT-AFGW0	PT-AFGW0
	Color		-	White	White	White
	Dimensions	Body	mm	950 x 35 x 950	950 x 35 x 950	950 x 35 x 950
	Weight	Body	kg	7.5	7.5	7.5
OUTDOOR				**UUB1.U20**	**UUC1.U40**	
Power Supply			Ø / V / Hz	1 / 220-240 / 50	1 / 220-240 / 50	
Circuit Breaker		Min.	A	20	25	
Power Supply Cable (Included Earth)			No x mm^2	3C x 2.5	3C x 2.5	
Dimensions	Net	W x H x D	mm	870 x 650 x 330	950 x 834 x 330	
Weight	Net		kg	44.5	57.7	
Compressor	Type		-	Twin Rotary	Twin Rotary	
Refrigerant	Type / GWP (Global Warming Potential)		-	R32 / 675	R32 / 675	
	Precharged Amount / t-CO_2eq		kg	1.2 / 0.81	1.9 / 1.283	
	Chargeless		m	10	20	
	Additional Charge		g/m	20	40	
Fan	Air Flow Rate	Rated	m^3/min x No.	50 x 1	58 x 1	
Total Piping Length		Min. / Max.	m	5 / 30	5 / 50	
Piping Elevation	IDU - ODU	Max.	m	30	30	

* : Sound Pressure is not a value declared on Eurovent Program.
** : Decoration panel can be selected as an optional accessory.
Note :
1. Due to our policy of innovation some specifications may be changed without notification.
2. Performances are based on the following conditions (It is accordance with EN14511)
   - Cooling : Indoor Ambient Temp 27°C DB / 19°C WB, Outdoor Ambient Temp 35°C DB / 24°C WB
   - Heating : Indoor Ambient Temp 20°C DB / 15°C WB, Outdoor Ambient Temp 7°C DB / 6°C WB
   - Interconnected Pipe is standard length and difference of Elevation (Outdoor ~ Indoor Unit) is 0m.
3. Sound Level Values are measured at Noise Measuring chamber accordance with standard. Therefore, these values depend on the ambient conditions and values are normally higher in actual operation.
4. This product contains fluorinated greenhouse gases. (R32)
5. For our policy of continuous product improvement, specification, design and feature are subject to change without prior notice.

H-INVERTER (R32)

High Performance with lower energy consumption

- High SCOP cassette ensures top performance and great energy savings
- Optional Human Detecting sensor (Presence sensor) provides an adapted airflow (Direct or Indirect Airflow)
- An indoor unit provides the human oriented room temperature according to the floor and ceiling temperature measured by thermopile sensors.
- Optional Air Purification kit, ensuring a health and hygenic environment (Easy to manage air purifying system with Dust Electrification, PM1.0 filter (Fine dust), Deodorizing filter and Ionizer)
- DualVane, Optimized control two separate vanes provides longer stream wind, faster cooling/heating and Indirect airflow, etc
- Optional Elevation Grill with Air Purification (Automatic lifting panel and Air purification) , provides customers with clean air as well as maintenance convenience
- Maximum 4 indoor units can be combined by using a branch kit and setting dip switch for one outdoor unit. It can be easily applied to various sites.
- **Operation range (heating) is -25°C ~ 18°C (Min/Max)**
- **Standard for wired remote control**

UT36FH / UT42FH / UT48FH / UT60FH



UUD1 U30



R32

LG participates in the ECP programme for EUROVENT AC program.
Check ongoing validity of certification
: www.eurovent-certification.com

COMBINATION				36	42	48	60
Capacity	Cooling	Min. / Rated / Max.	kW	3.8 / 9.5 / 12.8	4.8 / 12.1 / 14.5	5.4 / 13.4 / 16.1	6.0 / 15.0 / 16.2
	Heating	Min. / Rated / Max.	kW	4.3 / 10.8 / 13.7	5.4 / 13.5 / 16.2	6.2 / 15.5 / 17.8	7.0 / 17.5 / 19.3
Power Input (Set)	Cooling	Min. / Rated / Max.	kW	0.40 / 2.15 / 3.23	0.60 / 3.14 / 4.24	0.80 / 3.83 / 5.17	0.90 / 4.69 / 5.25
	Heating	Min. / Rated / Max.	kW	0.50 / 2.40 / 3.36	0.70 / 3.29 / 4.28	0.80 / 4.18 / 5.24	1.10 / 5.38 / 6.19
Running Current	Cooling / Heating	Rated	A	9.6 / 10.4	13.8 / 14.4	16.9 / 18.3	20.5 / 23.6
EER / COP			kWh/kWh	4.42 / 4.50	3.85 / 4.10	3.50 / 3.71	3.20 / 3.25
SEER / SCOP			kWh/kWh	7.6 / 4.5	7.4 / 4.5	6.8 / 4.5	6.6 / 4.5
Pdesign	Cooling @ 35°C		kW	9.5	12.1	13.4	15
	Heating @ -10°C		kW	9.5	9.5	9.5	9.5
Seasonal Energy Label	Cooling / Heating		-	A++ / A+	- / -	- / -	- / -
Annual Energy Consumption	Cooling / Heating		kWh	437 / 2,956	981 / 2,956	1,182 / 2,956	1,364 / 2,956
Dehumidification Rate			l/h	2.6	4.8	5.3	6.9
ODU Sound Pressure Level*	Cooling / Heating	Rated	dB(A)	50 / 50	51 / 52	52 / 53	54 / 54
ODU Sound Power Level	Cooling	Rated	dB(A)	66	69	69	71
Piping Connections	Liquid / Gas		mm (inch)	Ø9.52 (3/8) / Ø15.88 (5/8)	Ø9.52 (3/8) / Ø15.88 (5/8)	Ø9.52 (3/8) / Ø15.88 (5/8)	Ø9.52 (3/8) / Ø15.88 (5/8)
	Connections Method		-	Flared	Flared	Flared	Flared
Operation Range (Outdoor)	Cooling	Min. / Max.	°C	-20 / 52	-20 / 52	-20 / 52	-20 / 52
	Heating	Min. / Max.	°C	-25 / 18	-25 / 18	-25 / 18	-25 / 18
INDOOR				**UT36FH.NA0**	**UT42FH.NA0**	**UT48FH.NA0**	**UT60FH.NA0**
Power Supply			Ø / V / Hz	1 / 220-240 / 50	1 / 220-240 / 50	1 / 220-240 / 50	1 / 220-240 / 50
Power Input (IDU)		H / M / L	W	70 / 59 / 50	70 / 59 / 50	81 / 60 / 50	81 / 60 / 50
Air Flow Rate		H / M / L	m^3/min	28 / 25 / 23	28 / 25 / 23	30 / 27 / 24	30 / 27 / 24
Dimensions	Body	W x H x D	mm	840 x 288 x 840	840 x 288 x 840	840 x 288 x 840	840 x 288 x 840
Weight	Body		kg	27.2	27.2	27.2	27.2
Sound Pressure Level*	Cooling	H / M / L	dB(A)	44 / 42 / 41	44 / 42 / 41	45 / 43 / 41	45 / 43 / 41
Sound Power Level	Cooling	Max.	dB(A)	59	59	61	61
Piping Connections	Drain	O.D. / I.D.	mm	Ø32.0 / 25.0	Ø32.0 / 25.0	Ø32.0 / 25.0	Ø32.0 / 25.0
Recommended Decoration Panel**	Model Name		-	PT-AFGW0	PT-AFGW0	PT-AFGW0	PT-AFGW0
	Color		-	White	White	White	White
	Dimensions	Body	mm	950 x 35 x 950	950 x 35 x 950	950 x 35 x 950	950 x 35 x 950
	Weight	Body	kg	7.5	7.5	7.5	7.5
OUTDOOR				**UUD1.U30**			
Power Supply			Ø / V / Hz	1 / 220-240 / 50			
Circuit Breaker		Min.	A	40			
Power Supply Cable (Included Earth)			No x mm^2	3C x 6.0			
Dimensions	Net	W x H x D	mm	950 x 1,380 x 330			
Weight	Net		kg	85.0			
Compressor	Type		-	Inverter Scroll			
Refrigerant	Type / GWP (Global Warming Potential)		-	R32 / 675			
	Precharged Amount / t-CO_2eq		kg	3.0 / 2.025			
	Chargeless		m	20			
	Additional Charge		g/m	40			
Fan	Air Flow Rate	Rated	m^3/min x No.	55 x 2			
Total Piping Length		Min. / Max.	m	5 / 85			
Piping Elevation	IDU - ODU	Max.	m	30			

* : Sound Pressure is not a value declared on Eurovent Program.
** : Decoration panel can be selected as an optional accessory.
Note :
1. Due to our policy of innovation some specifications may be changed without notification.
2. Performances are based on the following conditions (It is accordance with EN14511)
   - Cooling : Indoor Ambient Temp 27°C DB / 19°C WB, Outdoor Ambient Temp 35°C DB / 24°C WB
   - Heating : Indoor Ambient Temp 20°C DB / 15°C WB, Outdoor Ambient Temp 7°C DB / 6°C WB
   - Interconnected Pipe is standard length and difference of Elevation (Outdoor ~ Indoor Unit) is 0m.
3. Sound Level Values are measured at Noise Measuring chamber accordance with standard. Therefore, these values depend on the ambient conditions and values are normally higher in actual operation.
4. This product contains fluorinated greenhouse gases. (R32)
5. For our policy of continuous product improvement, specification, design and feature are subject to change without prior notice.

CEILING MOUNTED CASSETTE

H-INVERTER (R32)

High Performance with lower energy consumption

- High SCOP cassette ensures top performance and great energy savings
- Optional Human Detecting sensor (Presence sensor) provides an adapted airflow (Direct or Indirect Airflow)
- An indoor unit provides the human oriented room temperature according to the floor and ceiling temperature measured by thermopile sensors.
- Optional Air Purification kit, ensuring a health and hygenic environment (Easy to manage air purifying system with Dust Electrification, PM1.0 filter (Fine dust), Deodorizing filter and Ionizer)
- DualVane, Optimized control two separate vanes provides longer stream wind, faster cooling/heating and Indirect airflow, etc
- Optional Elevation Grill with Air Purification (Automatic lifting panel and Air purification) , provides customers with clean air as well as maintenance convenience
- Maximum 4 indoor units can be combined by using a branch kit and setting dip switch for one outdoor unit. It can be easily applied to various sites.
- **Operation range (heating) is -25°C ~ 18°C (Min/Max)**
- **Standard for wired remote control**

UT36FH / UT42FH / UT48FH / UT60FH



UUD3.U30



3Phase

R32

LG participates in the ECP programme for EUROVENT AC program.
Check ongoing validity of certification
: www.eurovent-certification.com

COMBINATION				36	42	48	60
Capacity	Cooling	Min. / Rated / Max.	kW	3.8 / 9.5 / 12.8	4.8 / 12.1 / 14.5	5.4 / 13.4 / 16.1	6.0 / 15.0 / 16.2
	Heating	Min. / Rated / Max.	kW	4.3 / 10.8 / 13.7	5.4 / 13.5 / 16.2	6.2 / 15.5 / 17.8	7.0 / 17.5 / 19.3
Power Input (Set)	Cooling	Min. / Rated / Max.	kW	0.40 / 2.15 / 3.23	0.60 / 3.14 / 4.24	0.80 / 3.83 / 5.17	0.90 / 4.69 / 5.25
	Heating	Min. / Rated / Max.	kW	0.50 / 2.40 / 3.36	0.70 / 3.29 / 4.28	0.80 / 4.18 / 5.24	1.10 / 5.38 / 6.19
Running Current	Cooling / Heating	Rated	A	3.6 / 3.8	4.9 / 5.1	6.0 / 6.5	7.3 / 8.2
EER / COP			kWh/kWh	4.42 / 4.50	3.85 / 4.10	3.50 / 3.71	3.20 / 3.25
SEER / SCOP			kWh/kWh	7.6 / 4.5	7.4 / 4.5	6.8 / 4.5	6.6 / 4.5
Pdesign	Cooling @ 35°C		kW	9.5	12.1	13.4	15
	Heating @ -10°C		kW	9.5	9.5	9.5	9.5
Seasonal Energy Label	Cooling / Heating		-	A++ / A+	- / -	- / -	- / -
Annual Energy Consumption	Cooling / Heating		kWh	437 / 2,956	981 / 2,956	1,182 / 2,956	1,364 / 2,956
Dehumidification Rate			l/h	2.6	4.8	5.3	6.9
ODU Sound Pressure Level*	Cooling / Heating	Rated	dB(A)	50 / 50	51 / 52	52 / 53	54 / 54
ODU Sound Power Level	Cooling	Rated	dB(A)	66	69	69	71
Piping Connections	Liquid / Gas		mm (inch)	Ø9.52 (3/8) / Ø15.88 (5/8)	Ø9.52 (3/8) / Ø15.88 (5/8)	Ø9.52 (3/8) / Ø15.88 (5/8)	Ø9.52 (3/8) / Ø15.88 (5/8)
	Connections Method		-	Flared	Flared	Flared	Flared
Operation Range (Outdoor)	Cooling	Min. / Max.	°C	-20 / 52	-20 / 52	-20 / 52	-20 / 52
	Heating	Min. / Max.	°C	-25 / 18	-25 / 18	-25 / 18	-25 / 18
INDOOR				**UT36FH.NA0**	**UT42FH.NA0**	**UT48FH.NA0**	**UT60FH.NA0**
Power Supply			Ø / V / Hz	1 / 220-240 / 50	1 / 220-240 / 50	1 / 220-240 / 50	1 / 220-240 / 50
Power Input (IDU)		H / M / L	W	70 / 59 / 50	70 / 59 / 50	81 / 60 / 50	81 / 60 / 50
Air Flow Rate		H / M / L	m^3/min	28 / 25 / 23	28 / 25 / 23	30 / 27 / 24	30 / 27 / 24
Dimensions	Body	W x H x D	mm	840 x 288 x 840	840 x 288 x 840	840 x 288 x 840	840 x 288 x 840
Weight	Body		kg	27.2	27.2	27.2	27.2
Sound Pressure Level*	Cooling	H / M / L	dB(A)	44 / 42 / 41	44 / 42 / 41	45 / 43 / 41	45 / 43 / 41
Sound Power Level	Cooling	Max.	dB(A)	59	59	61	61
Piping Connections	Drain	O.D. / I.D.	mm	Ø32.0 / 25.0	Ø32.0 / 25.0	Ø32.0 / 25.0	Ø32.0 / 25.0
Recommended Decoration Panel**	Model Name		-	PT-AFGW0	PT-AFGW0	PT-AFGW0	PT-AFGW0
	Color		-	White	White	White	White
	Dimensions	Body	mm	950 x 35 x 950	950 x 35 x 950	950 x 35 x 950	950 x 35 x 950
	Weight	Body	kg	7.5	7.5	7.5	7.5
OUTDOOR				**UUD3 U30**			
Power Supply			Ø / V / Hz	3 / 380-415 / 50			
Circuit Breaker		Min.	A	20			
Power Supply Cable (Included Earth)			No x mm^2	5C x 2.5			
Dimensions	Net	W x H x D	mm	950 x 1,380 x 330			
Weight	Net		kg	85			
Compressor	Type		-	Inverter Scroll			
Refrigerant	Type / GWP (Global Warming Potential)		-	R32 / 675			
	Precharged Amount / t-CO_2eq		kg	3.0 / 2.025			
	Chargeless		m	20			
	Additional Charge		g/m	40			
Fan	Air Flow Rate	Rated	m^3/min x No.	55 x 2			
Total Piping Length		Min. / Max.	m	5 / 85			
Piping Elevation	IDU - ODU	Max.	m	30			

* : Sound Pressure is not a value declared on Eurovent Program.
** : Decoration panel can be selected as an optional accessory.
Note :
1. Due to our policy of innovation some specifications may be changed without notification.
2. Performances are based on the following conditions (It is accordance with EN14511)
   - Cooling : Indoor Ambient Temp 27°C DB / 19°C WB, Outdoor Ambient Temp 35°C DB / 24°C WB
   - Heating : Indoor Ambient Temp 20°C DB / 15°C WB, Outdoor Ambient Temp 7°C DB / 6°C WB
   - Interconnected Pipe is standard length and difference of Elevation (Outdoor ~ Indoor Unit) is 0m.
3. Sound Level Values are measured at Noise Measuring chamber accordance with standard. Therefore, these values depend on the ambient conditions and values are normally higher in actual operation.
4. This product contains fluorinated greenhouse gases. (R32)
5. For our policy of continuous product improvement, specification, design and feature are subject to change without prior notice.

STANDARD INVERTER (R32)

Wide Application with diverse design range

- Optional Human Detecting sensor (Presence sensor) provides an adapted airflow (Direct or Indirect Airflow)
- An indoor unit provides the human oriented room temperature according to the floor and ceiling temperature measured by thermopile sensors.
- Optional Air Purification kit, ensuring a health and hygenic environment (Easy to manage air purifying system with Dust Electrification, PM1.0 filter (Fine dust), Deodorizing filter and Ionizer)
- DualVane, Optimized control two separate vanes provides longer stream wind, faster cooling/heating and Indirect airflow, etc
- Optional Elevation Grill with Air Purification (Automatic lifting panel and Air purification) , provides customers with clean air as well as maintenance convenience
- Maximum 4 indoor units can be combined by using a branch kit and setting dip switch for one outdoor unit. It can be easily applied to various sites.
- Mobile LGMV (monitoring View) helps engineers to inspect and monitor an air conditioning unit easily by mobile phone

CT24F / UT30F



UUC1.U40



R32

LG participates in the ECP programme for EUROVENT AC program.
Check ongoing validity of certification
: www.eurovent-certification.com

COMBINATION				24	30
Capacity	Cooling	Min. / Rated / Max.	kW	2.7 / 6.8 / 8.0	3.2 / 8.0 / 9.2
	Heating	Min. / Rated / Max.	kW	3.0 / 7.5 / 9.0	3.6 / 8.9 / 10.1
Power Input (Set)	Cooling	Min. / Rated / Max.	kW	0.40 / 1.93 / 2.66	0.50 / 2.45 / 3.14
	Heating	Min. / Rated / Max.	kW	0.40 / 1.96 / 2.84	0.50 / 2.62 / 3.25
Running Current	Cooling / Heating	Rated	A	8.6 / 8.7	10.9 / 11.6
EER / COP			kWh/kWh	3.52 / 3.83	3.27 / 3.40
SEER / SCOP			kWh/kWh	7.4 / 4.3	7.1 / 4.3
Pdesign	Cooling @ 35°C		kW	6.8	8
	Heating @ -10°C		kW	5.6	5.6
Seasonal Energy Label	Cooling / Heating		-	A++ / A+	A++ / A+
Annual Energy Consumption	Cooling / Heating		kWh	322 / 1,823	394 / 1,823
Dehumidification Rate			l/h	2.8	2.8
ODU Sound Pressure Level*	Cooling / Heating	Rated	dB(A)	48 / 52	50 / 52
ODU Sound Power Level	Cooling	Rated	dB(A)	65	68
Piping Connections	Liquid / Gas		mm (inch)	Ø9.52 (3/8) / Ø15.88 (5/8)	Ø9.52 (3/8) / Ø15.88 (5/8)
	Connections Method		-	Flared	Flared
Operation Range (Outdoor)	Cooling	Min. / Max.	°C	-20 / 50	-20 / 50
	Heating	Min. / Max.	°C	-20 / 18	-20 / 18
INDOOR				**CT24F.NB0**	**UT30F.NB0**
Power Supply			Ø / V / Hz	1 / 220-240 / 50	1 / 220-240 / 50
Power Input (IDU)		H / M / L	W	36 / 26 / 21	40 / 33 / 26
Air Flow Rate		H / M / L	m^3/min	18 / 15.5 / 14	19 / 17 / 15.5
Dimensions	Body	W x H x D	mm	840 x 204 x 840	840 x 204 x 840
Weight	Body		kg	21.1	21.1
Sound Pressure Level*	Cooling	H / M / L	dB(A)	38 / 36 / 34	40 / 37 / 35
Sound Power Level	Cooling	Max.	dB(A)	53	57
Piping Connections	Drain	O.D. / I.D.	mm	Ø32.0 / 25.0	Ø32.0 / 25.0
Recommended Decoration Panel**	Model Name		-	PT-AAGW0	PT-AAGW0
	Color		-	White	White
	Dimensions	Body	mm	950 x 35 x 950	950 x 35 x 950
	Weight	Body	kg	7.1	7.1
OUTDOOR				**UUC1.U40**	
Power Supply			Ø / V / Hz	1 / 220-240 / 50	
Circuit Breaker		Min.	A	25	
Power Supply Cable (Included Earth)			No x mm^2	3C x 2.5	
Dimensions	Net	W x H x D	mm	950 x 834 x 330	
Weight	Net		kg	57.7	
Compressor	Type		-	Twin Rotary	
Refrigerant	Type / GWP (Global Warming Potential)		-	R32 / 675	
	Precharged Amount / t-CO_2eq		kg	1.9 / 1.283	
	Chargeless		m	20	
	Additional Charge		g/m	40	
Fan	Air Flow Rate	Rated	m^3/min x No.	58 x 1	
Total Piping Length		Min. / Max.	m	5 / 50	
Piping Elevation	IDU - ODU	Max.	m	30	

* : Sound Pressure is not a value declared on Eurovent Program.
** : Decoration panel can be selected as an optional accessory.
Note :
1. Due to our policy of innovation some specifications may be changed without notification.
2. Performances are based on the following conditions (It is accordance with EN14511)
   - Cooling : Indoor Ambient Temp 27°C DB / 19°C WB, Outdoor Ambient Temp 35°C DB / 24°C WB
   - Heating : Indoor Ambient Temp 20°C DB / 15°C WB, Outdoor Ambient Temp 7°C DB / 6°C WB
   - Interconnected Pipe is standard length and difference of Elevation (Outdoor ~ Indoor Unit) is 0m.
3. Sound Level Values are measured at Noise Measuring chamber accordance with standard. Therefore, these values depend on the ambient conditions and values are normally higher in actual operation.
4. This product contains fluorinated greenhouse gases. (R32)
5. For our policy of continuous product improvement, specification, design and feature are subject to change without prior notice.

CEILING MOUNTED CASSETTE

STANDARD INVERTER (R32)

Wide Application with diverse design range

- Optional Human Detecting sensor (Presence sensor) provides an adapted airflow (Direct or Indirect Airflow)
- An indoor unit provides the human oriented room temperature according to the floor and ceiling temperature measured by thermopile sensors.
- Optional Air Purification kit, ensuring a health and hygenic environment (Easy to manage air purifying system with Dust Electrification, PM1.0 filter (Fine dust), Deodorizing filter and Ionizer)
- DualVane, Optimized control two separate vanes provides longer stream wind, faster cooling/heating and Indirect airflow, etc
- Optional Elevation Grill with Air Purification (Automatic lifting panel and Air purification) , provides customers with clean air as well as maintenance convenience
- Maximum 4 indoor units can be combined by using a branch kit and setting dip switch for one outdoor unit. It can be easily applied to various sites.
- Mobile LGMV (monitoring View) helps engineers to inspect and monitor an air conditioning unit easily by mobile phone
- **Operation range (heating) is -25°C ~ 18°C (Min/Max)**

UT36F / UT42F / UT48F / UT60F



UUD1.U30



R32

LG participates in the ECP programme for EUROVENT AC program.
Check ongoing validity of certification
: www.eurovent-certification.com

COMBINATION				36	42	48	60
Capacity	Cooling	Min. / Rated / Max.	kW	3.8 / 9.5 / 12.5	4.8 / 12.1 / 14.2	5.4 / 13.4 / 15.7	5.8 / 14.6 / 15.8
	Heating	Min. / Rated / Max.	kW	4.3 / 10.8 / 13.4	5.4 / 13.5 / 15.8	6.2 / 15.5 / 17.5	6.8 / 16.9 / 18.3
Power Input (Set)	Cooling	Min. / Rated / Max.	kW	0.50 / 2.26 / 3.44	0.70 / 3.31 / 4.30	0.90 / 4.25 / 5.53	1.00 / 5.21 / 5.84
	Heating	Min. / Rated / Max.	kW	0.50 / 2.43 / 3.30	0.70 / 3.51 / 4.56	0.90 / 4.37 / 5.33	1.00 / 5.12 / 5.89
Running Current	Cooling / Heating	Rated	A	10.1 / 10.7	14.6 / 15.0	18.7 / 19.0	23.1 / 22.7
EER / COP			kWh/kWh	4.20 / 4.45	3.66 / 3.85	3.15 / 3.55	2.80 / 3.30
SEER / SCOP			kWh/kWh	7.0 / 4.3	7.0 / 4.3	6.5 / 4.2	6.2 / 4.2
Pdesign	Cooling @ 35°C		kW	9.5	12.1	13.4	14.6
	Heating @ -10°C		kW	9.5	9.5	9.5	9.5
Seasonal Energy Label	Cooling / Heating		-	A++ / A+	- / -	- / -	- / -
Annual Energy Consumption	Cooling / Heating		kWh	475 / 3,093	1,037 / 3,093	1,237 / 3,167	1,413 / 3,167
Dehumidification Rate			l/h	2.4	4.5	5.7	6.6
ODU Sound Pressure Level*	Cooling / Heating	Rated	dB(A)	50 / 50	51 / 52	52 / 53	54 / 54
ODU Sound Power Level	Cooling	Rated	dB(A)	66	69	69	71
Piping Connections	Liquid / Gas		mm (inch)	Ø9.52 (3/8) / Ø15.88 (5/8)	Ø9.52 (3/8) / Ø15.88 (5/8)	Ø9.52 (3/8) / Ø15.88 (5/8)	Ø9.52 (3/8) / Ø15.88 (5/8)
	Connections Method		-	Flared	Flared	Flared	Flared
Operation Range (Outdoor)	Cooling	Min. / Max.	°C	-20 / 52	-20 / 52	-20 / 52	-20 / 52
	Heating	Min. / Max.	°C	-25 / 18	-25 / 18	-25 / 18	-25 / 18
INDOOR				**UT36F.NA0**	**UT42F.NA0**	**UT48F.NA0**	**UT60F.NA0**
Power Supply			Ø / V / Hz	1 / 220-240 / 50	1 / 220-240 / 50	1 / 220-240 / 50	1 / 220-240 / 50
Power Input (IDU)		H / M / L	W	60 / 50 / 45	60 / 50 / 45	80 / 60 / 50	80 / 60 / 50
Air Flow Rate		H / M / L	m^3/min	27.5 / 25 / 22.5	27.5 / 25 / 22.5	30 / 27.5 / 25	30 / 27.5 / 25
Dimensions	Body	W x H x D	mm	840 x 288 x 840	840 x 288 x 840	840 x 288 x 840	840 x 288 x 840
Weight	Body		kg	25.3	25.3	25.3	25.3
Sound Pressure Level*	Cooling	H / M / L	dB(A)	44 / 42 / 41	44 / 42 / 41	46 / 44 / 42	46 / 44 / 42
Sound Power Level	Cooling	Max.	dB(A)	61	61	62	62
Piping Connections	Drain	O.D. / I.D.	mm	Ø32.0 / 25.0	Ø32.0 / 25.0	Ø32.0 / 25.0	Ø32.0 / 25.0
Recommended Decoration Panel**	Model Name		-	PT-AAGW0	PT-AAGW0	PT-AAGW0	PT-AAGW0
	Color		-	White	White	White	White
	Dimensions	Body	mm	950 x 35 x 950	950 x 35 x 950	950 x 35 x 950	950 x 35 x 950
	Weight	Body	kg	7.1	7.1	7.1	7.1
OUTDOOR				**UUD1.U30**			
Power Supply			Ø / V / Hz	1 / 220-240 / 50			
Circuit Breaker		Min.	A	40			
Power Supply Cable (Included Earth)			No x mm^2	3C x 6.0			
Dimensions	Net	W x H x D	mm	950 x 1,380 x 330			
Weight	Net		kg	85.0			
Compressor	Type		-	Inverter Scroll			
Refrigerant	Type / GWP (Global Warming Potential)		-	R32 / 675			
	Precharged Amount / t-CO_2eq		kg	3.0 / 2.025			
	Chargeless		m	20			
	Additional Charge		g/m	40			
Fan	Air Flow Rate	Rated	m^3/min x No.	55 x 2			
Total Piping Length		Min. / Max.	m	5 / 85			
Piping Elevation	IDU - ODU	Max.	m	30			

* : Sound Pressure is not a value declared on Eurovent Program.
** : Decoration panel can be selected as an optional accessory.
Note :
1. Due to our policy of innovation some specifications may be changed without notification.
2. Performances are based on the following conditions (It is accordance with EN14511)
   - Cooling : Indoor Ambient Temp 27°C DB / 19°C WB, Outdoor Ambient Temp 35°C DB / 24°C WB
   - Heating : Indoor Ambient Temp 20°C DB / 15°C WB, Outdoor Ambient Temp 7°C DB / 6°C WB
   - Interconnected Pipe is standard length and difference of Elevation (Outdoor ~ Indoor Unit) is 0m.
3. Sound Level Values are measured at Noise Measuring chamber accordance with standard. Therefore, these values depend on the ambient conditions and values are normally higher in actual operation.
4. This product contains fluorinated greenhouse g
5. For our policy of continuous product improvement, specification, design and feature are subject to change without prior notice.

STANDARD INVERTER (R32)

Wide Application with diverse design range

- Optional Human Detecting sensor (Presence sensor) provides an adapted airflow (Direct or Indirect Airflow)
- An indoor unit provides the human oriented room temperature according to the floor and ceiling temperature measured by thermopile sensors.
- Optional Air Purification kit, ensuring a health and hygenic environment (Easy to manage air purifying system with Dust Electrification, PM1.0 filter (Fine dust), Deodorizing filter and Ionizer)
- DualVane, Optimized control two separate vanes provides longer stream wind, faster cooling/heating and Indirect airflow, etc
- Optional Elevation Grill with Air Purification (Automatic lifting panel and Air purification) , provides customers with clean air as well as maintenance convenience
- Maximum 4 indoor units can be combined by using a branch kit and setting dip switch for one outdoor unit. It can be easily applied to various sites.
- Mobile LGMV (monitoring View) helps engineers to inspect and monitor an air conditioning unit easily by mobile phone
- **Operation range (heating) is -25°C ~ 18°C (Min/Max)**

UT36F / UT42F / UT48F / UT60F



UUD3.U30



3Phase

R32

EUROVENT CERTIFIED PERFORMANCE www.eurovent-certification.com

LG participates in the ECP programme for EUROVENT AC program.
Check ongoing validity of certification
: www.eurovent-certification.com

COMBINATION				36	42	48	60
Capacity	Cooling	Min. / Rated / Max.	kW	3.8 / 9.5 / 12.5	4.8 / 12.1 / 14.2	5.4 / 13.4 / 15.7	5.8 / 14.6 / 15.8
	Heating	Min. / Rated / Max.	kW	4.3 / 10.8 / 13.4	5.4 / 13.5 / 15.8	6.2 / 15.5 / 17.5	6.8 / 16.9 / 18.3
Power Input (Set)	Cooling	Min. / Rated / Max.	kW	0.50 / 2.26 / 3.44	0.70 / 3.31 / 4.30	0.90 / 4.25 / 5.53	1.00 / 5.21 / 5.84
	Heating	Min. / Rated / Max.	kW	0.50 / 2.43 / 3.30	0.70 / 3.51 / 4.56	0.90 / 4.37 / 5.33	1.00 / 5.12 / 5.89
Running Current	Cooling / Heating	Rated	A	3.8 / 3.9	5.2 / 5.4	6.6 / 6.7	8.1 / 7.9
EER / COP			kWh/kWh	4.20 / 4.45	3.66 / 3.85	3.15 / 3.55	2.80 / 3.30
SEER / SCOP			kWh/kWh	7.0 / 4.3	7.0 / 4.3	6.5 / 4.2	6.2 / 4.2
Pdesign	Cooling @ 35°C		kW	9.5	12.1	13.4	14.6
	Heating @ -10°C		kW	9.5	9.5	9.5	9.5
Seasonal Energy Label	Cooling / Heating		-	A++ / A+	- / -	- / -	- / -
Annual Energy Consumption	Cooling / Heating		kWh	475 / 3,093	1,037 / 3,093	1,237 / 3,167	1,413 / 3,167
Dehumidification Rate			l/h	2.4	4.5	5.7	6.6
ODU Sound Pressure Level*	Cooling / Heating	Rated	dB(A)	50 / 50	51 / 52	52 / 53	54 / 54
ODU Sound Power Level	Cooling	Rated	dB(A)	66	69	69	71
Piping Connections	Liquid / Gas		mm (inch)	Ø9.52 (3/8) / Ø15.88 (5/8)	Ø9.52 (3/8) / Ø15.88 (5/8)	Ø9.52 (3/8) / Ø15.88 (5/8)	Ø9.52 (3/8) / Ø15.88 (5/8)
	Connections Method		-	Flared	Flared	Flared	Flared
Operation Range (Outdoor)	Cooling	Min. / Max.	°C	-20 / 52	-20 / 52	-20 / 52	-20 / 52
	Heating	Min. / Max.	°C	-25 / 18	-25 / 18	-25 / 18	-25 / 18
INDOOR				**UT36F.NA0**	**UT42F.NA0**	**UT48F.NA0**	**UT60F.NA0**
Power Supply			Ø / V / Hz	1 / 220-240 / 50	1 / 220-240 / 50	1 / 220-240 / 50	1 / 220-240 / 50
Power Input (IDU)		H / M / L	W	60 / 50 / 45	60 / 50 / 45	80 / 60 / 50	80 / 60 / 50
Air Flow Rate		H / M / L	m^3/min	27.5 / 25 / 22.5	27.5 / 25 / 22.5	30 / 27.5 / 25	30 / 27.5 / 25
Dimensions	Body	W x H x D	mm	840 x 288 x 840	840 x 288 x 840	840 x 288 x 840	840 x 288 x 840
Weight	Body		kg	25.3	25.3	25.3	25.3
Sound Pressure Level*	Cooling	H / M / L	dB(A)	44 / 42 / 41	44 / 42 / 41	46 / 44 / 42	46 / 44 / 42
Sound Power Level	Cooling	Max.	dB(A)	61	61	62	62
Piping Connections	Drain	O.D. / I.D.	mm	Ø32.0 / 25.0	Ø32.0 / 25.0	Ø32.0 / 25.0	Ø32.0 / 25.0
Recommended Decoration Panel**	Model Name		-	PT-AAGW0	PT-AAGW0	PT-AAGW0	PT-AAGW0
	Color		-	White	White	White	White
	Dimensions	Body	mm	950 x 35 x 950	950 x 35 x 950	950 x 35 x 950	950 x 35 x 950
	Weight	Body	kg	7.1	7.1	7.1	7.1
OUTDOOR				**UUD3.U30**			
Power Supply			Ø / V / Hz	3 / 380-415 / 50			
Circuit Breaker		Min.	A	20			
Power Supply Cable (Included Earth)			No x mm^2	5C x 2.5			
Dimensions	Net	W x H x D	mm	950 x 1,380 x 330			
Weight	Net		kg	85.0			
Compressor	Type		-	Inverter Scroll			
Refrigerant	Type / GWP (Global Warming Potential)		-	R32 / 675			
	Precharged Amount / t-CO_2eq		kg	3.0 / 2.025			
	Chargeless		m	20			
	Additional Charge		g/m	40			
Fan	Air Flow Rate	Rated	m^3/min x No.	55 x 2			
Total Piping Length		Min. / Max.	m	5 / 85			
Piping Elevation	IDU - ODU	Max.	m	30			

* : Sound Pressure is not a value declared on Eurovent Program.
** : Decoration panel can be selected as an optional accessory.
Note :
1. Due to our policy of innovation some specifications may be changed without notification.
2. Performances are based on the following conditions (It is accordance with EN14511)
   - Cooling : Indoor Ambient Temp 27°C DB / 19°C WB, Outdoor Ambient Temp 35°C DB / 24°C WB
   - Heating : Indoor Ambient Temp 20°C DB / 15°C WB, Outdoor Ambient Temp 7°C DB / 6°C WB
   - Interconnected Pipe is standard length and difference of Elevation (Outdoor ~ Indoor Unit) is 0m.
3. Sound Level Values are measured at Noise Measuring chamber accordance with standard. Therefore, these values depend on the ambient conditions and values are normally higher in actual operation.
4. This product contains fluorinated greenhouse gases. (R32)
5. For our policy of continuous product improvement, specification, design and feature are subject to change without prior notice.

COMPACT INVERTER (R32)

Maximize Space Utilization with Compact Size

CT24F, UT30F, UT36F

- Optional Human Detecting sensor (Presence sensor) provides an adapted airflow (Direct or Indirect Airflow)
- An indoor unit provides the human oriented room temperature according to the floor and ceiling temperature measured by thermopile sensors.
- Optional Air Purification kit, ensuring a health and hygenic environment (Easy to manage air purifying system with Dust Electrification, PM1.0 filter (Fine dust), Deodorizing filter and Ionizer)
- DualVane, Optimized control two separate vanes provides longer stream wind, faster cooling/heating and Indirect airflow, etc
- Optional Elevation Grill with Air Purification (Automatic lifting panel and Air purification) , provides customers with clean air as well as maintenance convenience

CT24F / UT30F / UT36F



UUB1 U20 **UUC1 U40**



R32

EUROVENT CERTIFIED PERFORMANCE www.eurovent-certification.com

LG participates in the ECP programme for EUROVENT AC program.
Check ongoing validity of certification
: www.eurovent-certification.com

COMBINATION				24	30	36
Capacity	Cooling	Min. / Rated / Max.	kW	2.7 / 6.8 / 7.5	3.0 / 7.5 / 8.3	3.8 / 9.5 / 10.8
	Heating	Min. / Rated / Max.	kW	3.0 / 7.5 / 8.6	3.2 / 7.9 / 8.7	4.3 / 10.8 / 11.7
Power Input (Set)	Cooling	Min. / Rated / Max.	kW	0.40 / 2.00 / 2.40	0.50 / 2.31 / 2.77	0.60 / 2.79 / 3.57
	Heating	Min. / Rated / Max.	kW	0.40 / 2.21 / 2.87	0.50 / 2.37 / 3.08	0.60 / 2.77 / 3.30
Running Current	Cooling / Heating	Rated	A	8.8 / 9.6	10.1 / 10.4	12.4 / 12.3
EER / COP			kWh/kWh	3.40 / 3.39	3.25 / 3.34	3.40 / 3.90
SEER / SCOP			kWh/kWh	7.0 / 4.2	6.8 / 4.2	6.7 / 4.3
Pdesign	Cooling @ 35°C		kW	6.8	7.5	9.5
	Heating @ -10°C		kW	4.1	4.1	5.6
Seasonal Energy Label	Cooling / Heating		-	A++ / A+	A++ / A+	A++ / A+
Annual Energy Consumption	Cooling / Heating		kWh	340 / 1,367	386 / 1,367	496 / 1,823
Dehumidification Rate			l/h	2.6	3.1	2.5
ODU Sound Pressure Level*	Cooling / Heating	Rated	dB(A)	48 / 53	50 / 54	54 / 56
ODU Sound Power Level	Cooling	Rated	dB(A)	65	67	70
Piping Connections	Liquid / Gas		mm (inch)	Ø9.52 (3/8) / Ø15.88 (5/8)	Ø9.52 (3/8) / Ø15.88 (5/8)	Ø9.52 (3/8) / Ø15.88 (5/8)
	Connections Method		-	Flared	Flared	Flared
Operation Range (Outdoor)	Cooling	Min. / Max.	°C	-10 / 48	-10 / 48	-20 / 50
	Heating	Min. / Max.	°C	-15 / 18	-15 / 18	-15 / 18
INDOOR				**CT24F.NB0**	**UT30F.NB0**	**UT36F.NA0**
Power Supply			Ø / V / Hz	1 / 220-240 / 50	1 / 220-240 / 50	1 / 220-240 / 50
Power Input (IDU)		H / M / L	W	36 / 26 / 21	40 / 33 / 26	60 / 50 / 45
Air Flow Rate		H / M / L	m^3/min	18 / 15.5 / 14	19 / 17 / 15.5	27.5 / 25 / 22.5
Dimensions	Body	W x H x D	mm	840 x 204 x 840	840 x 204 x 840	840 x 288 x 840
Weight	Body		kg	21.1	21.1	25.3
Sound Pressure Level*	Cooling	H / M / L	dB(A)	38 / 36 / 34	40 / 37 / 35	44 / 42 / 41
Sound Power Level	Cooling	Max.	dB(A)	53	57	61
Piping Connections	Drain	O.D. / I.D.	mm	Ø32.0 / 25.0	Ø32.0 / 25.0	Ø32.0 / 25.0
Recommended Decoration Panel**	Model Name		-	PT-AAGW0	PT-AAGW0	PT-AAGW0
	Color		-	White	White	White
	Dimensions	Body	mm	950 x 35 x 950	950 x 35 x 950	950 x 35 x 950
	Weight	Body	kg	7.1	7.1	7.1
OUTDOOR				**UUB1.U20**		**UUC1.U40**
Power Supply			Ø / V / Hz	1 / 220-240 / 50		1 / 220-240 / 50
Circuit Breaker		Min.	A	20		25
Power Supply Cable (Included Earth)			No x mm^2	3C x 2.5		3C x 2.5
Dimensions	Net	W x H x D	mm	870 x 650 x 330		950 x 834 x 330
Weight	Net		kg	44.5		57.7
Compressor	Type		-	Twin Rotary		Twin Rotary
Refrigerant	Type / GWP (Global Warming Potential)		-	R32 / 675		R32 / 675
	Precharged Amount / t-CO_2eq		kg	1.2 / 0.81		1.9 / 1.283
	Chargeless		m	10		20
	Additional Charge		g/m	40		40
Fan	Air Flow Rate	Rated	m^3/min x No.	50 x 1		58 x 1
Total Piping Length		Min. / Max.	m	5 / 35		5 / 50
Piping Elevation	IDU - ODU	Max.	m	30		30

* : Sound Pressure is not a value declared on Eurovent Program.
** : Decoration panel can be selected as an optional accessory.
Note :
1. Due to our policy of innovation some specifications may be changed without notification.
2. Performances are based on the following conditions (It is accordance with EN14511)
   - Cooling : Indoor Ambient Temp 27°C DB / 19°C WB, Outdoor Ambient Temp 35°C DB / 24°C WB
   - Heating : Indoor Ambient Temp 20°C DB / 15°C WB, Outdoor Ambient Temp 7°C DB / 6°C WB
   - Interconnected Pipe is standard length and difference of Elevation (Outdoor ~ Indoor Unit) is 0m.
3. Sound Level Values are measured at Noise Measuring chamber accordance with standard. Therefore, these values depend on the ambient conditions and values are normally higher in actual operation.
4. This product contains fluorinated greenhouse gases. (R32)
5. For our policy of continuous product improvement, specification, design and feature are subject to change without prior notice.

Cassette Panel



PT-AAGW0
PT-AFGW0



PT-QAGW0

Model Name

PT-AAGW0
PT-AFGW0
PT-QAGW0 (Mini 4 Way)

Key Features

Model	Dual Vane	Wi-Fi	Floor Temperature Sensor	Air Purification	Human Detection Sensor	Dust Sensor	Tact Switch
PT-AAGW0	O	Optional	Optional	X	Optional	X	X
PT-AFGW0	O	Optional	Optional	Optional	Optional	O	O
PT-QAGW0	X	Optional	X	X	X	X	X

Specification

Model	Suction Type	Color (RAL)	Gloss	Weight (kg)	Dimension (mm)		
					W	H	D
PT-AAGW0	Grid	White (RAL 9003)	-	7.1	950	35	950
PT-AFGW0	Grid	White (RAL 9003)	-	7.5	950	35	950
PT-QAGW0	Grid	White (RAL 9003)	-	3.0	620	34	620

Air Purification Kit

Model	Type	Image	Model Name	Dielectric Dust Collecting Filter	Photocatalytic Deodorizing Filter	HVPS	Ionizer
Air Purification Kit	4 Way		PTAHMP0	 O	O	O	O

Cassette Cover

Cover in case of exposed cassette installation.



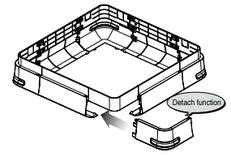

Model Name

PTDCA

Applied Products

4 Way Cassette (for chassis TP-B, TM-A)

Key Features

- Specially designed for indoor unit
- Covers the side area of cassette
- Gives elegant looks
- Light weight

Specification

Model	Front Panel		Weight (kg)		Dimensions (mm)		
			NET	Gross	W	H	D
PTDCA	PT-AAGW0	TP-B	6.1	9.5	1,157	266	1,157
		TM-A	6.1	9.5	1,157	308	1,157

Included Parts

- Cover A, Cover B
- Cover C, Cover D
- Screws
- Installation Manual



Cover A (4 units)

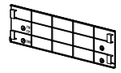

Cover B (4 units)



Screw (32 units)

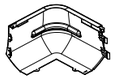

Cover C (4 units)

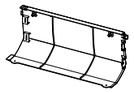

Cover D (4 units)



Installation Manual

ROUND CASSETTE



Slim and Compact Design

The LG Round Cassette's compact design makes the interior look more spacious and secure.



※ Product : 11 / 13.4kW

Minimal Exposure Design

LG Round Cassette hides clunky parts into a smooth surface to provide harmony and aesthetic to the living area.

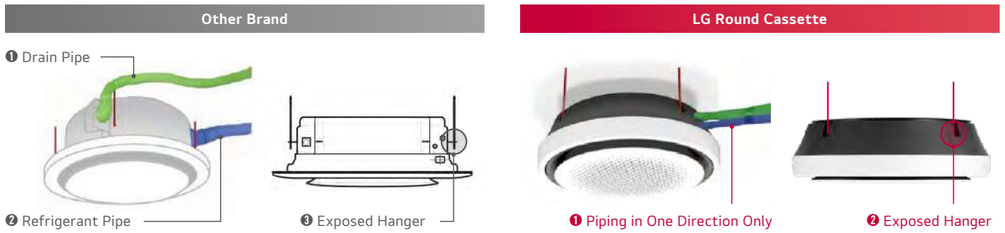

reddot award 2019 winner

PIN UP DESIGN AWARDS

This air conditioning impresses with a sophisticated design and application concept that combines modern technology with a user-friendly operating comfort.

※ Red Dot Design Award : World's three major international design competitions, German Design Association (2019)
PIN UP Design Award : Korea Industrial Designers Association (Ministry of Trade, Industry and Energy) (2018)

6-Step Vane Control

Crystal vane allows for 6-step precision control for cool and warm airflow in every direction.



Perfect Round Airflow

Perfect round airflow without blind spots with a possibility to control the four vanes individually.



3 Way airflow with with a blind spot.

Perfect circular airflow without blind spots.

Quiet Operation

LG Round cassette makes the space quieter.

Sound Pressure



Normal communication
Noise level 50dB(A)



Library
Noise level 40dB(A)



Sound Power

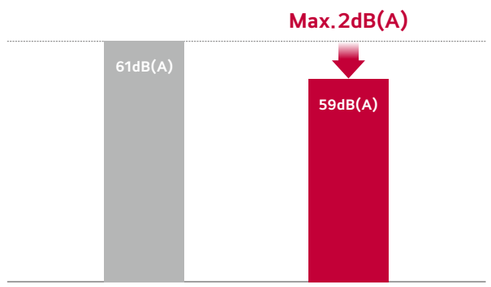

Sound power levels (cooling)_dB(A)

Other Brands	LG Round Cassette
61	Max. 59

※ The value is based on the Sound pressure Level(Cooling), 11.0kW model

Faster in Cooling

Larger airflow rate with the cooling rate being 30% faster than the competition.

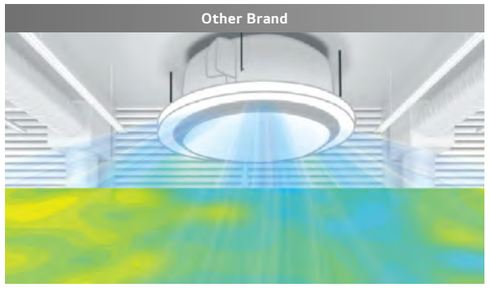

Set temperature reach time is 18 minutes (Height 1.1m)



Set temperature reach time is 12 minutes (Height 1.1m)

※ Based on test results from LG chamber, this image is designed to help customers understand.
Experimental environment : height 3.2m, cooling mode, high flow rate, horizontal air flow direction, initial temperature :33°C, setting temperature 26°C

Outside Control Box

The control box is located on the side for comfortable wiring and installation.

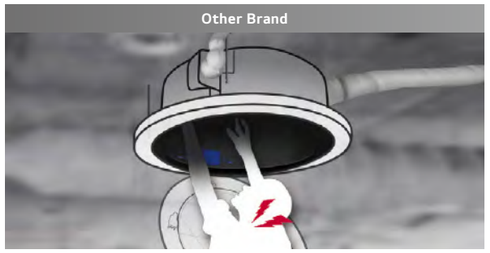

Inconvenient installation
Inside control box / hard to installation



Convenient installation
Outside control box / easy to installation

Embedded Humidity Sensor

Humidity sensor is included as standard, so comfort cooling function is possible without separate wired remote controller.



Simple Setting

❶ Press the 'Function' button repeatedly until 'comfort cooling icon' displayed



Function Button



Comfort Cooling Icon

❷ Press the 'Set' button



Set Button

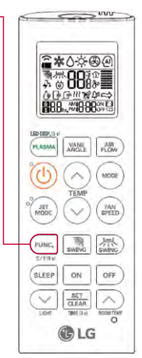

STANDARD INVERTER (R32)

Wide Application with diverse design range

- Perfect circular airflow without blind spots.
- Compact and Minimal exposure design makes the interior look more spacious, harmony and aesthetic .
- Optional Air Purification kit, ensuring a health and hygenic environment (Easy to manage air purifying system with Dust Electrification, PM1.0 filter (Fine dust), Deodorizing filter and Ionizer)
- 6 STEP Vane control, Crystal vane allows for 6-step precision control for cool and warm airflow in every direction.
- **Humidity sensor is included** as standard, so comfort cooling function is possible without separate wired remote controller.
- Smart Sensor (Temperature Sensor + Pressure Sensor) operation can reach desired Indoor temperature more rapidly.
- Mobile LGMV (monitoring View) helps engineers to inspect and monitor an air conditioning unit easily by mobile phone
- **Operation range (heating) is -25°C ~ 18°C (Min/Max)**

UT36F NY0 / UT48F NY0



UUD1.U30



R32

LG participates in the ECP programme for EUROVENT AC program.
Check ongoing validity of certification
: www.eurovent-certification.com

COMBINATION				36	48
Capacity	Cooling	Min. / Rated / Max.	kW	3.80 / 11.00 / 12.54	5.40 / 13.40 / 15.68
	Heating	Min. / Rated / Max.	kW	4.30 / 12.20 / 13.39	6.20 / 15.50 / 17.52
Power Input (Set)	Cooling	Min. / Rated / Max.	kW	0.50 / 3.06 / 3.98	0.90 / 4.39 / 5.71
	Heating	Min. / Rated / Max.	kW	0.50 / 3.13 / 4.26	0.90 / 4.56 / 5.56
Running Current	Cooling / Heating	Rated	A	10.10 / 10.70	19.50 / 20.20
EER / COP			kWh/kWh	3.60 / 3.90	3.05 / 3.40
SEER / SCOP			kWh/kWh	6.80 / 4.30	6.50 / 4.30
P Design	Cooling @ 35°C		kW	11.0	13.4
	Heating @-10°C		kW	9.0	9.0
Seasonal Energy Label		Cooling / Heating	-	A++ / A+	- / -
Annual Energy Consumption		Cooling / Heating	kWh	566 / 2,930	1,237 / 2,930
Dehumidification Rate			ℓ/h	4.27	5.65
ODU Sound Pressure Level*	Cooling / Heating	Rated	dB(A)	50 / 50	52 / 53
ODU Sound Power Level	Cooling / Heating	Rated	dB(A)	66 / -	69 / 69
Piping Connections	Liquid / Gas	Outer Dia.	mm (inch)	Ø 9.52 (3/8) / Ø 15.88 (5/8)	Ø 9.52 (3/8) / Ø 15.88 (5/8)
	Connections Method		-	Flare	Flare
Operation Range (Outdoor)	Cooling	Min. / Max.	°C	-20 / 52	-20 / 52
	Heating	Min. / Max.	°C	-25 / 18	-25 / 18
INDOOR				**UT36F.NY0**	**UT48F.NY0**
Power Supply			Ø / V / Hz	1 / 220-240 / 50	1 / 220-240 / 50
Power Input (IDU)		H / M / L	W	90 / 66 / 48	125 / 90 / 66
Air Flow Rate		H / M / L	m^3/min	25.0 / 21.0 / 19.0	29.0 / 25.0 / 21.0
Dimensions	Body	W x H x D	mm	1,050 x 330 x 1,050	1,050 x 330 x 1,050
Weight	Body		kg	30.0	30.0
Sound Pressure Level*	Cooling	H / M / L	dB(A)	44.0 / 40.0 / 38.0	47.0 / 44.0 / 40.0
	Heating	H / M / L	dB(A)	47.0 / 43.0 / 40.0	49.0 / 46.0 / 42.0
Sound Power Level	Cooling	Rated	dB(A)	59	60
	Heating	Rated	dB(A)	-	62
Piping Connections	Drain Pipe	O.D. / I.D.	mm	Ø 32.0 / 25.0	Ø 32.0 / 25.0
OUTDOOR				**UUD1.U30**	
Power Supply			Ø / V / Hz	1 / 220-240 / 50	
Circuit Breaker		Min.	A	40	
Power Supply Cable (included Earth)			No. x mm^2	3C x 6.0	
Dimensions	Net	W x H x D	mm	950 x 1,380 x 330	
Weight	Net		kg	85.0	
Compressor	Type		-	LG Inverter Scroll	
Refrigerant	Type / GWP (Global Warming Potential)		-	R32 / 675	
	Precharged Amount / t-CO_2eq		kg	3.0 / 2.025	
	Chargeless		m	20	
	Additional Charging Volume		g/m	40	
Fan	Air Flow Rate	Rated	m^3/min x No.	55 x 2	
Total Piping Length		Min. / Max.	m	5 / 85	
Piping Elevation	IDU-ODU	Max.	m	30	

* : Sound Pressure is not a value declared on Eurovent Program.
Note :
1. Due to our policy of innovation some specifications may be changed without notification.
2. Performances are based on the following conditions (It is accordance with EN14511)
   - Cooling : Indoor Ambient Temp 27°C DB / 19°C WB, Outdoor Ambient Temp 35°C DB / 24°C WB
   - Heating : Indoor Ambient Temp 20°C DB / 15°C WB, Outdoor Ambient Temp 7°C DB / 6°C WB
   - Interconnected Pipe is standard length and difference of Elevation (Outdoor ~ Indoor Unit) is 0m.
3. Sound Level Values are measured at Noise Measuring chamber accordance with standard. Therefore, these values depend on the ambient conditions and values are normally higher in actual operation.
4. This product contains fluorinated greenhouse gases. (R32)
5. For our policy of continuous product improvement, specification, design and feature are subject to change without prior notice.

ROUND CASSETTE

STANDARD INVERTER (R32)

Wide Application with diverse design range

- Perfect circular airflow without blind spots.
- Compact and Minimal exposure design makes the interior look more spacious, harmony and aesthetic .
- Optional Air Purification kit, ensuring a health and hygenic environment (Easy to manage air purifying system with Dust Electrification, PM1.0 filter (Fine dust), Deodorizing filter and Ionizer)
- 6 STEP Vane control, Crystal vane allows for 6-step precision control for cool and warm airflow in every direction.
- **Humidity sensor is included** as standard, so comfort cooling function is possible without separate wired remote controller.
- Smart Sensor (Temperature Sensor + Pressure Sensor) operation can reach desired Indoor temperature more rapidly.
- Mobile LGMV (monitoring View) helps engineers to inspect and monitor an air conditioning unit easily by mobile phone
- **Operation range (heating) is -25°C ~ 18°C (Min/Max)**

UT36F NY0 / UT48F NY0



UUD3.U30



3Phase

R32

LG participates in the ECP programme for EUROVENT AC program.
Check ongoing validity of certification
: www.eurovent-certification.com

COMBINATION				36	48
Capacity	Cooling	Min. / Rated / Max.	kW	3.80 / 11.00 / 12.54	5.40 / 13.40 / 15.68
	Heating	Min. / Rated / Max.	kW	4.30 / 12.20 / 13.39	6.20 / 15.50 / 17.52
Power Input (Set)	Cooling	Min. / Rated / Max.	kW	0.50 / 3.06 / 3.98	0.90 / 4.39 / 5.71
	Heating	Min. / Rated / Max.	kW	0.50 / 3.13 / 4.26	0.90 / 4.56 / 5.56
Running Current	Cooling / Heating	Rated	A	5.20 / 5.30	7.00 / 7.30
EER / COP			kWh/kWh	3.60 / 3.90	3.05 / 3.40
SEER / SCOP			kWh/kWh	6.80 / 4.30	6.50 / 4.30
P Design	Cooling @ 35°C		kW	11.0	13.4
	Heating @-10°C		kW	9.0	9.0
Seasonal Energy Label		Cooling / Heating	-	A++ / A+	- / -
Annual Energy Consumption		Cooling / Heating	kWh	566 / 2,931	1,237 / 2,931
Dehumidification Rate			ℓ/h	4.27	5.65
ODU Sound Pressure Level*	Cooling / Heating	Rated	dB(A)	50 / 50	52 / 53
ODU Sound Power Level	Cooling / Heating	Rated	dB(A)	66 / -	69 / 69
Piping Connections	Liquid / Gas	Outer Dia.	mm (inch)	Ø 9.52 (3/8) / Ø 15.88 (5/8)	Ø 9.52 (3/8) / Ø 15.88 (5/8)
	Connections Method		-	Flare	Flare
Operation Range (Outdoor)	Cooling	Min. / Max.	°C	-20 / 52	-20 / 52
	Heating	Min. / Max.	°C	-25 / 18	-25 / 18
INDOOR				**UT36F.NY0**	**UT48F.NY0**
Power Supply			Ø / V / Hz	1 / 220-240 / 50	1 / 220-240 / 50
Power Input (IDU)		H / M / L	W	90 / 66 / 48	125 / 90 / 66
Air Flow Rate		H / M / L	m^3/min	25.0 / 21.0 / 19.0	29.0 / 25.0 / 21.0
Dimensions	Body	W x H x D	mm	1,050 x 330 x 1,050	1,050 x 330 x 1,050
Weight	Body		kg	30.0	30.0
Sound Pressure Level*	Cooling	H / M / L	dB(A)	44.0 / 40.0 / 38.0	47.0 / 44.0 / 40.0
	Heating	H / M / L	dB(A)	47.0 / 43.0 / 40.0	49.0 / 46.0 / 42.0
Sound Power Level	Cooling	Rated	dB(A)	59	60
	Heating	Rated	dB(A)	-	62
Piping Connections	Drain Pipe	O.D. / I.D.	mm	Ø 32.0 / 25.0	Ø 32.0 / 25.0
OUTDOOR				**UUD3.U30**	
Power Supply			Ø / V / Hz	3 / 380-415 / 50	
Circuit Breaker		Min.	A	20	
Power Supply Cable (included Earth)			No. x mm^2	5C x 2.5	
Dimensions	Net	W x H x D	mm	950 x 1,380 x 330	
Weight	Net		kg	85.0	
Compressor	Type		-	LG Inverter Scroll	
Refrigerant	Type / GWP (Global Warming Potential)		-	R32 / 675	
	Precharged Amount / t-CO_2eq		kg	3.0 / 2.025	
	Chargeless		m	20	
	Additional Charging Volume		g/m	40	
Fan	Air Flow Rate	Rated	m^3/min x No.	55 x 2	
Total Piping Length		Min. / Max.	m	5 / 85	
Piping Elevation	IDU-ODU	Max.	m	30	

* : Sound Pressure is not a value declared on Eurovent Program.
Note :
1. Due to our policy of innovation some specifications may be changed without notification.
2. Performances are based on the following conditions (It is accordance with EN14511)
   - Cooling : Indoor Ambient Temp 27°C DB / 19°C WB, Outdoor Ambient Temp 35°C DB / 24°C WB
   - Heating : Indoor Ambient Temp 20°C DB / 15°C WB, Outdoor Ambient Temp 7°C DB / 6°C WB
   - Interconnected Pipe is standard length and difference of Elevation (Outdoor ~ Indoor Unit) is 0m.
3. Sound Level Values are measured at Noise Measuring chamber accordance with standard. Therefore, these values depend on the ambient conditions and values are normally higher in actual operation.
4. This product contains fluorinated greenhouse gases. (R32)
5. For our policy of continuous product improvement, specification, design and feature are subject to change without prior notice.

CEILING CONCEALED DUCT



Auto ESP Setting

External static pressure can be set automatically with a wired remote controller.
Installer can reduce Installation time and secure Installation quality, and End Use can reduce the operation cost

Conventional E.S.P Setting



Long Installation Time

Product Installation → Manual ESP Setting → Test Operation → Measure Airflow Rate → Finish

Not proper (Measure Airflow Rate → Manual ESP Setting)

Proper Airflow Rate (Measure Airflow Rate → Finish)

Auto E.S.P. Setting



Short Installation Time

Product Installation → Manual ESP Setting → Test Operation → Finish



External Static Pressure (ESP) Control

A user can easily access the air volume selection via a remote controller using the ESP control function. Function by manual. The BLDC motor can control fan speed and air volume. No additional accessories are necessary to control the air flow.

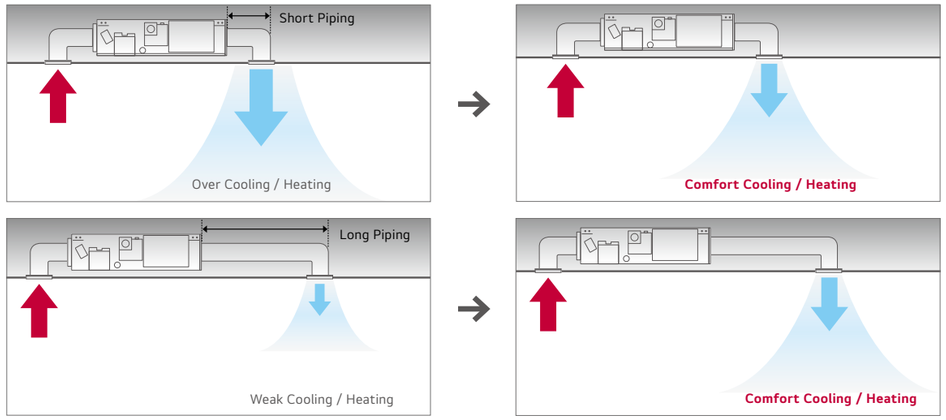

High Head Drain Pump

High head drain pump automatically drains water up to a height of 700mm of drain-head height. It provides the perfect solution for draining of water.

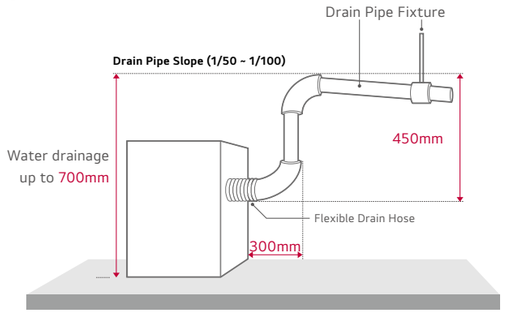

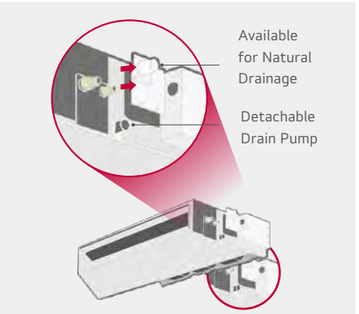

※ Standard Inverter : Accessory (ABDPG) / Low-Static Duct : Included
※ Required by option for Standard / Compact Inverter high static pressure models.

Two Thermistors Control

The indoor temperature can be checked using the thermistors in the remote controller as well as from the indoor unit. There may be a significant difference between ceiling and floor air temperature. Two thermistors can optimize indoor air temperature for a more comfortable environment.

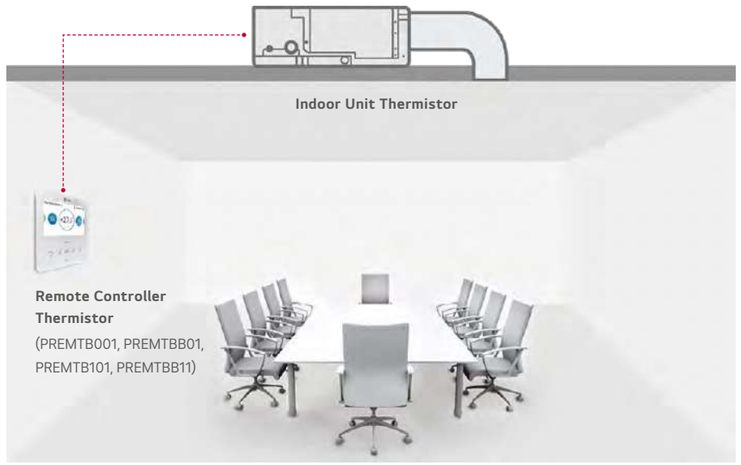

Compares temperatures sensed from different positions, and automatically selects the optimum temperature for users.

Operation for Multiple Rooms

Using a spiral duct (embedded or flexible type) and stream chamber, it is possible to operate cooling / heating for several rooms simultaneously. Also, zone control is available with zone controller accessory. (ABZCA)

Zone Control Features

- Controls different zones (Up to 4 zones) by external thermostat (AC 24V)
- Maintain proper air volume of each zone
- Auto variation of dampers
- Auto control of fan speed and On / Off operation

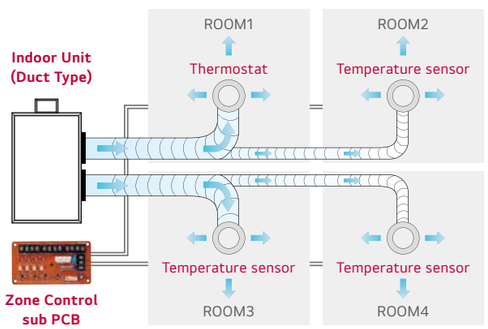

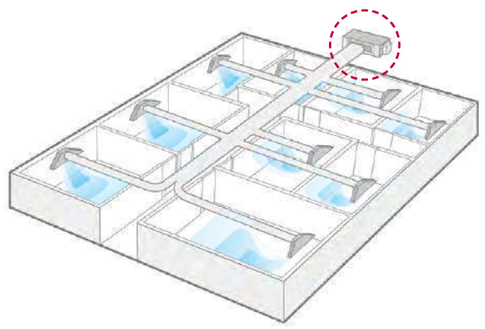

Minimized Height and Depth

New Low Static ducts provide ideal solution for installation in limited space.

Low Static Duct



※ CL09F N50, CL12F N50, CL18F N60, UL12FH N50 only

Depth

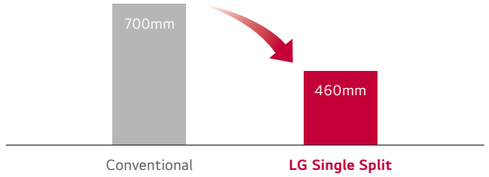

※ 2.5 / 3.4 / 5 kW

Wide Operation Range

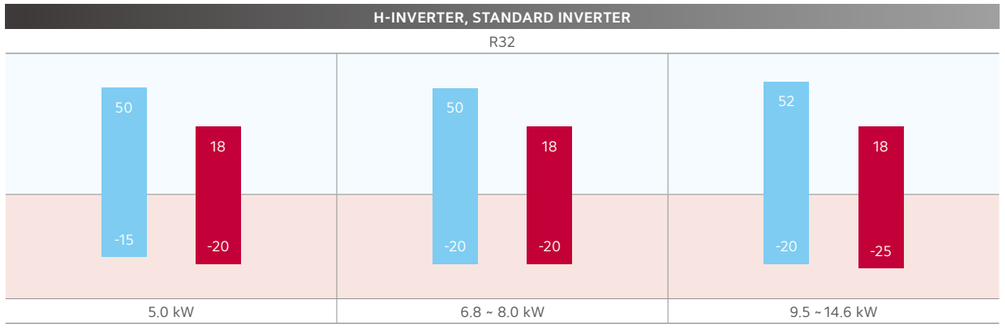

Easy Service & Maintenance

Users are not required to disassemble the whole panel for maintenance; since panel is divided into 2 components; one for heat exchanger and the other for fan / motor. The user can easily detach and re-attach the filter in the available limited space.

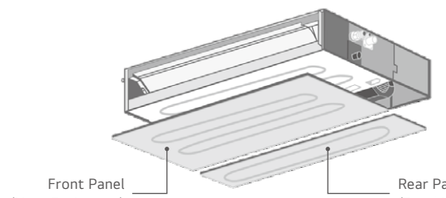

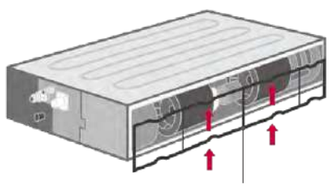

Quiet Operation (Low Static Pressure Model)

The noise level of low static ducts have been reduced, even though ESP has been increased.

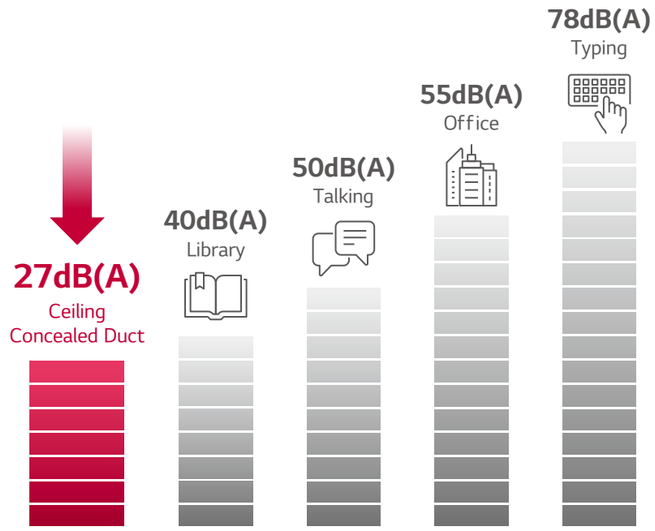

		CL09F.N50	CL12F.N50	CL18F.N60	CL24F.N30
Sound Pressure (High / Medium / Low)	dB(A)	35 / 30 / 27	35 / 30 / 27	34 / 31 / 29	39 / 35 / 32

Flexible Installation (Low Static Pressure Model)

Standard Inverter low static duct allows the air intake at the rear or bottom under installation condition.

Conventional

Air intake at the only rear

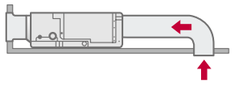

Low Static Duct

Air intake at the rear or bottom

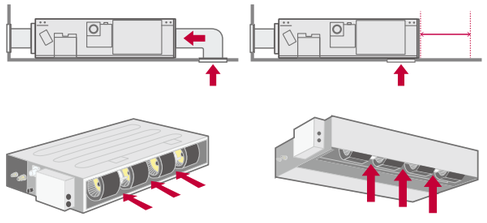

H-INVERTER (R32)

High Performance with a height of only 190mm

- A user can easily access the air volume selection via a remote controller using the ESP control function. (No additional accessories are necessary to control the air flow)
- Operation for Multiple Rooms, Using a spiral duct (embedded or flexible type) and stream chamber, it is possible to operate cooling / heating for several rooms simultaneously (Zone control is available with zone controller accessory. (ABZCA)
- Smart Sensor (Temperature Sensor + Pressure Sensor) operation can reach desired Indoor temperature more rapidly.
- Optional Two thermistors control, The indoor temperature can be checked using the thermistors in the remote controller as well as from the indoor unit.
- Flexible Installation (Low Static Pressure Model), Inverter low static duct allows the air intake at the rear or bottom under installation condition.
- Quite Operation (Low speed base by Sound pressure)
- Mobile LGMV (monitoring View) helps engineers to inspect and monitor an air conditioning unit easily by mobile phone
- No need to disassemble the whole panel for maintenance, since panel is divided into 2 components; one for heat exchanger and the other for fan / motor. The user can easily detach and re-attach the filter in the available limited space.
- Standard built-in drain pump with 700mm lift increases flexibility and the perfect solution for draining of water
- **Standard for wired remote control**

LOW STATIC PRESSURE
- UL12FH / UL18FH



UUA1.UL0 UUB1.U20



EUROVENT CERTIFIED PERFORMANCE

LG participates in the ECP programme for EUROVENT AC program.
Check ongoing validity of certification
: www.eurovent-certification.com

COMBINATION				12	18
Capacity	Cooling	Min. / Rated / Max.	kW	1.5 / 3.4 / 4.7	2.0 / 5.0 / 6.0
	Heating	Min. / Rated / Max.	kW	1.8 / 4.0 / 4.9	2.3 / 5.8 / 7.0
Power Input (Set)	Cooling	Min. / Rated / Max.	kW	0.33 / 1.05 / 1.84	0.30 / 1.39 / 1.88
	Heating	Min. / Rated / Max.	kW	0.33 / 1.08 / 1.63	0.30 / 1.56 / 2.12
Running Current	Cooling / Heating	Rated	A	4.7 / 4.8	7.6 / 8.1
EER / COP			kWh / kWh	3.23 / 3.71	3.60 / 3.71
SEER / SCOP			kWh / kWh	6.1 / 4.0	6.5 / 4.1
Pdesign	Cooling @ 35°C		kW	3.4	5
	Heating @ -10°C		kW	2.9	4.1
Seasonal Energy Label	Cooling / Heating		-	A++ / A+	A++ / A+
Annual Energy Consumption	Cooling / Heating		kWh	195 / 1,015	269 / 1,400
Dehumidification Rate			l/h	0.8	2.6
ODU Sound Pressure Level*	Cooling / Heating	Rated	dB(A)	49 / 52	47 / 52
ODU Sound Power Level	Cooling	Rated	dB(A)	65	63
Piping Connections	Liquid / Gas		mm (inch)	Ø6.35 (1/4) / Ø9.52 (3/8)	Ø6.35 (1/4) / Ø12.7 (1/2)
	Connections Method		-	Flared	Flared
Operation Range (Outdoor)	Cooling	Min. / Max.	°C	-15 / 50	-15 / 50
	Heating	Min. / Max.	°C	-20 / 18	-20 / 18
INDOOR				**UL12FH.N50**	**UL18FH.N30**
Power Supply			Ø / V / Hz	1 / 220-240 / 50	1 / 220-240 / 50
Power Input (IDU)		H / M / L	W	21 / 15 / 13	140 / 125 / 100
Air Flow Rate		H / M / L	m^3/min	11.5 / 9.5 / 8	18.5 / 15 / 11
Dimensions	Body	W x H x D	mm	900 x 190 x 460	1,100 x 190 x 700
Weight	Body		kg	18	26.0
Sound Pressure Level*	Cooling	H / M / L	dB(A)	35 / 30 / 27	38 / 34 / 31
Sound Power Level	Cooling	Max	dB(A)	55	56
Piping Connections	Drain	O.D. / I.D.	mm	Ø32.0 / 26.0	Ø32.0 / 26.0
OUTDOOR				**UUA1.UL0**	**UUB1.U20**
Power Supply			Ø / V / Hz	1 / 220-240 / 50	1 / 220-240 / 50
Circuit Breaker		Min	A	15	20
Power Supply Cable (Included Earth)			No x mm^2	3C x 1.5	3C x 2.5
Dimensions	Net	W x H x D	mm	770 x 545 x 288	870 x 650 x 330
Weight	Net		kg	33.3	44.5
Compressor	Type		-	Twin Rotary	Twin Rotary
Refrigerant	Type / GWP (Global Warming Potential)		-	R32 / 675	R32 / 675
	Precharged Amount / t-CO_2eq		kg	1.0 / 0.675	1.2 / 0.81
	Chargeless		m	10	10
	Additional Charging Volume		g/m	20	20
Fan	Air Flow Rate	Rated	m^3/min x No.	28 x 1	50 x 1
Total Piping Length		Min. / Max.	m	5 / 30	5 / 30
Piping Elevation	IDU - ODU	Max	m	30	30

* : Sound Pressure is not a value declared on Eurovent Program.
Note :
1. Due to our policy of innovation some specifications may be changed without notification.
2. Performances are based on the following conditions (It is accordance with EN14511)
   - Cooling : Indoor Ambient Temp 27°C DB / 19°C WB, Outdoor Ambient Temp 35°C DB / 24°C WB
   - Heating : Indoor Ambient Temp 20°C DB / 15°C WB, Outdoor Ambient Temp 7°C DB / 6°C WB
   - Interconnected Pipe is standard length and difference of Elevation (Outdoor ~ Indoor Unit) is 0m.
3. Sound Level Values are measured at Noise Measuring chamber accordance with standard. Therefore, these values depend on the ambient conditions and values are normally higher in actual operation.
4. This product contains fluorinated greenhouse gases. (R32)
5. For our policy of continuous product improvement, specification, design and feature are subject to change without prior notice.

H-INVERTER (R32)

High Performance with Auto ESP Control

- Auto External Static pressure (ESP) control allows the duct type indoor unit to automatically set the fan RPM for each airflow rate according to the external static pressure.
- Operation for Multiple Rooms, Using a spiral duct (embedded or flexible type) and stream chamber, it is possible to operate cooling / heating for several rooms simultaneously (Zone control is available with zone controller accessory. (ABZCA)
- Optional UVnano Filter Box can effectively create a safe indoor environment by trapping and removing various harmful substances such as fine dust, bacteria and viruses in the form of droplets.
- Smart Sensor (Temperature Sensor + Pressure Sensor) operation can reach desired Indoor temperature more rapidly.
- Optional Two thermistors control, The indoor temperature can be checked using the thermistors in the remote controller as well as from the indoor unit.
- Flexible Installation (Low Static Pressure Model), Inverter low static duct allows the air intake at the rear or bottom under installation condition.
- Quite Operation (Low speed base by Sound pressure)
- Mobile LGMV (monitoring View) helps engineers to inspect and monitor an air conditioning unit easily by mobile phone
- No need to disassemble the whole panel for maintenance, since panel is divided into 2 components; one for heat exchanger and the other for fan / motor. The user can easily detach and re-attach the filter in the available limited space.
- Standard built-in drain pump with 700mm lift increases flexibility and the perfect solution for draining of water
- **Standard for wired remote control**

MID STATIC PRESSURE
UM12FH / UM18FH / UM24FH / UM30FH



UUA1.UL0 UUB1.U20 UUC1.U40



LG participates in the ECP programme for EUROVENT AC program.
Check ongoing validity of certification
: www.eurovent-certification.com

COMBINATION				12	18	24	30
Capacity	Cooling	Min. / Rated / Max.	kW	1.6 / 3.5 / 5.1	2.0 / 5.0 / 6.0	2.7 / 6.8 / 8.3	3.1 / 7.8 / 9.3
	Heating	Min. / Rated / Max.	kW	1.6 / 4.0 / 5.8	2.3 / 5.8 / 7.0	3.0 / 7.5 / 9.4	3.6 / 9.0 / 10.7
Power Input (Set)	Cooling	Min. / Rated / Max.	kW	0.32 / 1.03 / 1.93	0.30 / 1.26 / 1.70	0.40 / 1.84 / 2.56	0.50 / 2.25 / 2.99
	Heating	Min. / Rated / Max.	kW	0.32 / 0.98 / 1.85	0.30 / 1.49 / 2.01	0.40 / 1.75 / 2.52	0.50 / 2.27 / 3.11
Running Current	Cooling / Heating	Rated	A	4.6 / 4.3	7.3 / 7.8	8.2 / 7.8	10.0 / 10.1
EER / COP			kWh / kWh	3.40 / 4.10	3.96 / 3.89	3.70 / 4.28	3.51 / 3.97
SEER / SCOP			kWh / kWh	6.1 / 3.9	6.6 / 4.2	6.8 / 4.3	6.6 / 4.3
Pdesign	Cooling @ 35°C		kW	3.5	5	6.8	7.8
	Heating @ -10°C		kW	2.8	4.4	5.4	5.4
Seasonal Energy Label	Cooling / Heating		-	A++ / A	A++ / A+	A++ / A+	A++ / A+
Annual Energy Consumption	Cooling / Heating		kWh	201 / 1,005	265 / 1,467	350 / 1,758	419 / 1,758
Dehumidification Rate			l/h	0.4	1.3	1.2	2.2
ODU Sound Pressure Level*	Cooling / Heating	Rated	dB(A)	49 / 52	47 / 52	48 / 52	50 / 52
ODU Sound Power Level	Cooling	Rated	dB(A)	65	63	65	68
Piping Connections	Liquid / Gas		mm (inch)	Ø6.35 (1/4) / Ø9.52 (3/8)	Ø6.35 (1/4) / Ø12.7 (1/2)	Ø9.52 (3/8) / Ø15.88 (5/8)	Ø9.52 (3/8) / Ø15.88 (5/8)
	Connections Method		-	Flared	Flared	Flared	Flared
Operation Range (Outdoor)	Cooling	Min. / Max.	°C	-15 ~ 50	-15 ~ 50	-20 ~ 50	-20 ~ 50
	Heating	Min. / Max.	°C	-20 ~ 18	-20 ~ 18	-20 ~ 18	-20 ~ 18
INDOOR				**UM12FH.N10**	**UM18FH.N10**	**UM24FH.N20**	**UM30FH.N20**
Power Supply			Ø / V / Hz	1 / 220-240 / 50	1 / 220-240 / 50	1 / 220-240 / 50	1 / 220-240 / 50
Power Input (IDU)		H / M / L	W	150 / 130 / 110	180 / 150 / 130	134 / 101 / 80	134 / 101 / 80
Air Flow Rate		H / M / L	m^3/min	16.5 / 14.5 / 13	17.5 / 16 / 14	28 / 24 / 21	28 / 24 / 21
Dimensions	Body	W x H x D	mm	900 x 270 x 700	900 x 270 x 700	1,250 x 270 x 700	1,250 x 270 x 700
Weight	Body		kg	25.4	27.0	39.3	39.3
Sound Pressure Level*	Cooling	H / M / L	dB(A)	34 / 32 / 30	35 / 34 / 32	34 / 33 / 32	34 / 33 / 32
Sound Power Level	Cooling	Max.	dB(A)	56	60	59	59
Piping Connections	Drain	O.D. / I.D.	mm	Ø32.0 / 26.0	Ø32.0 / 26.0	Ø32.0 / 26.0	Ø32.0 / 26.0
OUTDOOR				**UUA1.UL0**	**UUB1.U20**	**UUC1.U40**	
Power Supply			Ø / V / Hz	1 / 220-240 / 50	1 / 220-240 / 50	1 / 220-240 / 50	
Circuit Breaker		Min.	A	15	20	25	
Power Supply Cable (Included Earth)			No x mm^2	3C x 1.5	3C x 2.5	3C x 2.5	
Dimensions	Net	W x H x D	mm	770 x 545 x 288	870 x 650 x 330	950 x 834 x 330	
Weight	Net		kg	33.3	44.5	57.7	
Compressor	Type		-	Twin Rotary	Twin Rotary	Twin Rotary	
Refrigerant	Type / GWP (Global Warming Potential)		-	R32 / 675	R32 / 675	R32 / 675	
	Precharged Amount / t-CO_2eq		kg	1.0 / 0.675	1.2 / 0.81	1.9 / 1.283	
	Chargeless		m	10	10	20	
	Additional Charging Volume		g/m	20	20	40	
Fan	Air Flow Rate	Rated	m^3/min x No.	28 x 1	50 x 1	58 x 1	
Total Piping Length		Min. / Max.	m	5 / 30	5 / 30	5 / 50	
Piping Elevation	IDU - ODU	Max.	m	30	30	30	

* : Sound Pressure is not a value declared on Eurovent Program.
Note :
1. Due to our policy of innovation some specifications may be changed without notification.
2. Performances are based on the following conditions (It is accordance with EN14511)
   - Cooling : Indoor Ambient Temp 27°C DB / 19°C WB, Outdoor Ambient Temp 35°C DB / 24°C WB
   - Heating : Indoor Ambient Temp 20°C DB / 15°C WB, Outdoor Ambient Temp 7°C DB / 6°C WB
   - Interconnected Pipe is standard length and difference of Elevation (Outdoor ~ Indoor Unit) is 0m.
3. Sound Level Values are measured at Noise Measuring chamber accordance with standard. Therefore, these values depend on the ambient conditions and values are normally higher in actual operation.
4. This product contains fluorinated greenhouse gases. (R32)
5. For our policy of continuous product improvement, specification, design and feature are subject to change without prior notice.

CEILING CONCEALED DUCT

H-INVERTER (R32)

High Performance with Auto ESP Control

- Auto External Static pressure (ESP) control allows the duct type indoor unit to automatically set the fan RPM for each airflow rate according to the external static pressure.
- Operation for Multiple Rooms, Using a spiral duct (embedded or flexible type) and stream chamber, it is possible to operate cooling / heating for several rooms simultaneously (Zone control is available with zone controller accessory. (ABZCA)
- Optional UVnano Filter Box can effectively create a safe indoor environment by trapping and removing various harmful substances such as fine dust, bacteria and viruses in the form of droplets.
- Smart Sensor (Temperature Sensor + Pressure Sensor) operation can reach desired Indoor temperature more rapidly.
- Optional Two thermistors control, The indoor temperature can be checked using the thermistors in the remote controller as well as from the indoor unit.
- Flexible Installation (Low Static Pressure Model), Inverter low static duct allows the air intake at the rear or bottom under installation condition.
- Mobile LGMV (monitoring View) helps engineers to inspect and monitor an air onditioning unit easily by mobile phone
- No need to disassemble the whole panel for maintenance, since panel is divided into 2 components; one for heat exchanger and the other for fan / motor. The user can easily detach and re-attach the filter in the available limited space. - Standard built-in drain pump with 700mm lift increases flexibility and the perfect solution for draining of water
- **Operation range (heating) is -25°C ~ 18°C (Min/Max)**
- **Standard for wired remote control**

MID STATIC PRESSURE
UM36FH / UM42FH / UM48FH



UUD1 U30



LG participates in the ECP programme for EUROVENT AC program.
Check ongoing validity of certification
: www.eurovent-certification.com

COMBINATION				36	42	48
Capacity	Cooling	Min. / Rated / Max.	kW	3.8 / 9.5 / 12.8	4.8 / 12.0 / 14.4	5.4 / 13.4 / 16.1
	Heating	Min. / Rated / Max.	kW	4.3 / 10.8 / 13.7	5.4 / 13.5 / 16.2	6.2 / 15.5 / 17.8
Power Input (Set)	Cooling	Min. / Rated / Max.	kW	0.50 / 2.26 / 3.39	0.70 / 3.38 / 4.56	0.80 / 4.12 / 5.56
	Heating	Min. / Rated / Max.	kW	0.50 / 2.57 / 3.60	0.70 / 3.51 / 4.56	0.80 / 4.18 / 5.24
Running Current	Cooling / Heating	Rated	A	10.0 / 11.3	14.9 / 15.3	18.1 / 18.4
EER / COP			kWh / kWh	4.20 / 4.20	3.55 / 3.85	3.25 / 3.71
SEER / SCOP			kWh / kWh	6.4 / 4.2	6.2 / 4.1	6.1 / 4.1
Pdesign	Cooling @ 35°C		kW	9.5	12	13.4
	Heating @ -10°C		kW	9.5	9.5	9.5
Seasonal Energy Label	Cooling / Heating		-	A++ / A+	A++ / A+	-
Annual Energy Consumption	Cooling / Heating		kWh	520 / 3,167	677 / 3,244	1,318 / 3,244
Dehumidification Rate			l/h	2.0	4.2	4.8
ODU Sound Pressure Level*	Cooling / Heating	Rated	dB(A)	50 / 50	51 / 52	52 / 53
ODU Sound Power Level	Cooling	Rated	dB(A)	66	69	69
Piping Connections	Liquid / Gas		mm (inch)	Ø9.52 (3/8) / Ø15.88 (5/8)	Ø9.52 (3/8) / Ø15.88 (5/8)	Ø9.52 (3/8) / Ø15.88 (5/8)
	Connections Method		-	Flared	Flared	Flared
Operation Range (Outdoor)	Cooling	Min. / Max.	°C	-20 ~ 52	-20 ~ 52	-20 ~ 52
	Heating	Min. / Max.	°C	-25 ~ 18	-25 ~ 18	-25 ~ 18
INDOOR				**UM36FH.N30**	**UM42FH.N30**	**UM48FH.N30**
Power Supply			Ø / V / Hz	1 / 220-240 / 50	1 / 220-240 / 50	1 / 220-240 / 50
Power Input (IDU)		H / M / L	W	242 / 159 / 124	242 / 159 / 124	242 / 159 / 124
Air Flow Rate		H / M / L	m^3/min	40 / 34 / 28	40 / 34 / 28	40 / 34 / 28
Dimensions	Body	W x H x D	mm	1,250 x 360 x 700	1,250 x 360 x 700	1,250 x 360 x 700
Weight	Body		kg	44.3	44.3	44.3
Sound Pressure Level*	Cooling	H / M / L	dB(A)	39 / 38 / 36	39 / 38 / 36	39 / 38 / 36
Sound Power Level	Cooling	Max.	dB(A)	65	65	65
Piping Connections	Drain	O.D. / I.D.	mm	Ø32.0 / 26.0	Ø32.0 / 26.0	Ø32.0 / 26.0
OUTDOOR				**UUD1.U30**		
Power Supply			Ø / V / Hz	1 / 220-240 / 50		
Circuit Breaker		Min.	A	40		
Power Supply Cable (Included Earth)			No x mm^2	3C x 6.0		
Dimensions	Net	W x H x D	mm	950 x 1,380 x 330		
Weight	Net		kg	85.0		
Compressor	Type		-	Inverter Scroll		
Refrigerant	Type / GWP (Global Warming Potential)		-	R32 / 675		
	Precharged Amount / t-CO_2eq		kg	3.0 / 2.025		
	Chargeless		m	20		
	Additional Charging Volume		g/m	40		
Fan	Air Flow Rate	Rated	m^3/min x No.	55 x 2		
Total Piping Length		Min. / Max.	m	5 / 85		
Piping Elevation	IDU - ODU	Max.	m	30		

* : Sound Pressure is not a value declared on Eurovent Program.
Note :
1. Due to our policy of innovation some specifications may be changed without notification.
2. Performances are based on the following conditions (It is accordance with EN14511)
   - Cooling : Indoor Ambient Temp 27°C DB / 19°C WB, Outdoor Ambient Temp 35°C DB / 24°C WB
   - Heating : Indoor Ambient Temp 20°C DB / 15°C WB, Outdoor Ambient Temp 7°C DB / 6°C WB
   - Interconnected Pipe is standard length and difference of Elevation (Outdoor ~ Indoor Unit) is 0m.
3. Sound Level Values are measured at Noise Measuring chamber accordance with standard. Therefore, these values depend on the ambient conditions and values are normally higher in actual operation.
4. This product contains fluorinated greenhouse gases. (R32)
5. For our policy of continuous product improvement, specification, design and feature are subject to change without prior notice.

H-INVERTER (R32)

High Performance with Auto ESP Control

- Auto External Static pressure (ESP) control allows the duct type indoor unit to automatically set the fan RPM for each airflow rate according to the external static pressure.
- Operation for Multiple Rooms, Using a spiral duct (embedded or flexible type) and stream chamber, it is possible to operate cooling / heating for several rooms simultaneously (Zone control is available with zone controller accessory. (ABZCA)
- Optional UVnano Filter Box can effectively create a safe indoor environment by trapping and removing various harmful substances such as fine dust, bacteria and viruses in the form of droplets.
- Smart Sensor (Temperature Sensor + Pressure Sensor) operation can reach desired Indoor temperature more rapidly.
- Optional Two thermistors control, The indoor temperature can be checked using the thermistors in the remote controller as well as from the indoor unit.
- Flexible Installation (Low Static Pressure Model), Inverter low static duct allows the air intake at the rear or bottom under installation condition.
- Mobile LGMV (monitoring View) helps engineers to inspect and monitor an air onditioning unit easily by mobile phone
- No need to disassemble the whole panel for maintenance, since panel is divided into 2 components; one for heat exchanger and the other for fan / motor. The user can easily detach and re-attach the filter in the available limited space. - Standard built-in drain pump with 700mm lift increases flexibility and the perfect solution for draining of water
- **Operation range (heating) is -25°C ~ 18°C (Min/Max)**
- **Standard for wired remote control**

MID STATIC PRESSURE
UM36FH / UM42FH / UM48FH



UUD3.U30



LG participates in the ECP programme for EUROVENT AC program.
Check ongoing validity of certification
: www.eurovent-certification.com

COMBINATION				36	42	48
Capacity	Cooling	Min. / Rated / Max.	kW	3.8 ~ 9.5 ~ 12.8	4.8 ~ 12.0 ~ 14.4	5.4 ~ 13.4 ~ 16.1
	Heating	Min. / Rated / Max.	kW	4.3 ~ 10.8 ~ 13.7	5.4 ~ 13.5 ~ 16.2	6.2 ~ 15.5 ~ 17.8
Power Input (Set)	Cooling	Min. / Rated / Max.	kW	0.50 ~ 2.26 ~ 3.39	0.70 ~ 3.38 ~ 4.56	0.80 ~ 4.12 ~ 5.56
	Heating	Min. / Rated / Max.	kW	0.50 ~ 2.57~ 3.60	0.70 ~ 3.51 ~ 4.56	0.80 ~ 4.18 ~ 5.24
Running Current	Cooling / Heating	Rated	A	3.8 / 4.1	5.3 / 5.5	6.5 / 6.5
EER / COP			kWh / kWh	4.20 / 4.20	3.55 / 3.85	3.25 / 3.71
SEER / SCOP			kWh / kWh	6.4 / 4.2	6.2 / 4.1	6.1 / 4.1
Pdesign	Cooling @ 35°C		kW	9.5	12	13.4
	Heating @ -10°C		kW	9.5	9.5	9.5
Seasonal Energy Label	Cooling / Heating		-	A++ / A+	A++ / A+	-
Annual Energy Consumption	Cooling / Heating		kWh	520 / 3,167	677 / 3,244	1,318 / 3,244
Dehumidification Rate			l/h	2.0	4.2	4.8
ODU Sound Pressure Level*	Cooling / Heating	Rated	dB(A)	50 / 50	51 / 52	52 / 53
ODU Sound Power Level	Cooling	Rated	dB(A)	66	69	69
Piping Connections	Liquid / Gas		mm (inch)	Ø9.52 (3/8) / Ø15.88 (5/8)	Ø9.52 (3/8) / Ø15.88 (5/8)	Ø9.52 (3/8) / Ø15.88 (5/8)
	Connections Method		-	Flared	Flared	Flared
Operation Range (Outdoor)	Cooling	Min. / Max.	°C	-20 / 52	-20 / 52	-20 / 52
	Heating	Min. / Max.	°C	-25 / 18	-25 / 18	-25 / 18
INDOOR				**UM36FH.N30**	**UM42FH.N30**	**UM48FH.N30**
Power Supply			Ø / V / Hz	1 / 220-240 / 50	1 / 220-240 / 50	1 / 220-240 / 50
Power Input (IDU)		H / M / L	W	242 / 159 / 124	242 / 159 / 124	242 / 159 / 124
Air Flow Rate		H / M / L	m^3/min	40 / 34 / 28	40 / 34 / 28	40 / 34 / 28
Dimensions	Body	W x H x D	mm	1,250 x 360 x 700	1,250 x 360 x 700	1,250 x 360 x 700
Weight	Body		kg	44.3	44.3	44.3
Sound Pressure Level*	Cooling	H / M / L	dB(A)	39 / 38 / 36	39 / 38 / 36	39 / 38 / 36
Sound Power Level	Cooling	Max.	dB(A)	65	65	65
Piping Connections	Drain	O.D. / I.D.	mm	Ø32.0 / 26.0	Ø32.0 / 26.0	Ø32.0 / 26.0
OUTDOOR				**UUD3.U30**		
Power Supply			Ø / V / Hz	3 / 380-415 / 50		
Circuit Breaker		Min.	A	20		
Power Supply Cable (Included Earth)			No x mm^2	5C x 2.5		
Dimensions	Net	W x H x D	mm	950 x 1,380 x 330		
Weight	Net		kg	85.0		
Compressor	Type		-	Inverter Scroll		
Refrigerant	Type / GWP (Global Warming Potential)		-	R32 / 675		
	Precharged Amount / t-CO_2eq		kg	3.0 / 2.025		
	Chargeless		m	20		
	Additional Charging Volume		g/m	40		
Fan	Air Flow Rate	Rated	m^3/min x No.	55 x 2		
Total Piping Length		Min. / Max.	m	5 / 85		
Piping Elevation	IDU - ODU	Max.	m	30		

* : Sound Pressure is not a value declared on Eurovent Program.
Note :
1. Due to our policy of innovation some specifications may be changed without notification.
2. Performances are based on the following conditions (It is accordance with EN14511)
   - Cooling : Indoor Ambient Temp 27°C DB / 19°C WB, Outdoor Ambient Temp 35°C DB / 24°C WB
   - Heating : Indoor Ambient Temp 20°C DB / 15°C WB, Outdoor Ambient Temp 7°C DB / 6°C WB
   - Interconnected Pipe is standard length and difference of Elevation (Outdoor ~ Indoor Unit) is 0m.
3. Sound Level Values are measured at Noise Measuring chamber accordance with standard. Therefore, these values depend on the ambient conditions and values are normally higher in actual operation.
4. This product contains fluorinated greenhouse gases. (R32)
5. For our policy of continuous product improvement, specification, design and feature are subject to change without prior notice.

STANDARD INVERTER (R32)

High Performance with a height of only 190mm

- A user can easily access the air volume selection via a remote controller using the ESP control function. (No additional accessories are necessary to control the air flow)
- Operation for Multiple Rooms, Using a spiral duct (embedded or flexible type) and stream chamber, it is possible to operate cooling / heating for several rooms simultaneously (Zone control is available with zone controller accessory. (ABZCA)
- Quite Operation (Low speed base by Sound pressure)
- Smart Sensor (Temperature Sensor + Pressure Sensor) operation can reach desired Indoor temperature more rapidly.
- Optional Two thermistors control, The indoor temperature can be checked using the thermistors in the remote controller as well as from the indoor unit.
- Flexible Installation (Low Static Pressure Model), Inverter low static duct allows the air intake at the rear or bottom under installation condition.
- Mobile LGMV (monitoring View) helps engineers to inspect and monitor an air conditioning unit easily by mobile phone
- No need to disassemble the whole panel for maintenance, since panel is divided into 2 components; one for heat exchanger and the other for fan / motor. The user can easily detach and re-attach the filter in the available limited space.
- Standard built-in drain pump with 700mm lift increases flexibility and the perfect solution for draining of water

LOW STATIC PRESSURE
CL09F / CL12F / CL18F / CL24F



UUA1.UL0 UUB1.U20 UUC1.U40



LG participates in the ECP programme for EUROVENT AC program.
Check ongoing validity of certification
: www.eurovent-certification.com

COMBINATION				9	12	18	24
Capacity	Cooling	Min. / Rated / Max.	kW	1.5 / 2.5 / 3.2	1.5 / 3.4 / 4.7	2.0 / 5.0 / 5.8	2.7 / 6.8 / 7.8
	Heating	Min. / Rated / Max.	kW	1.8 / 3.2 / 4.0	1.8 / 4.0 / 4.9	2.3 / 5.8 / 6.7	3.0 / 7.5 / 9.0
Power Input (Set)	Cooling	Min. / Rated / Max.	kW	0.30 / 0.66 / 0.93	0.33 / 1.05 / 1.84	0.3 / 1.35 / 1.89	0.4 / 2.03 / 2.84
	Heating	Min. / Rated / Max.	kW	0.38 / 0.74 / 1.63	0.33 / 1.08 / 1.63	0.4 / 1.77 / 2.48	0.4 / 2.13 / 3.30
Running Current	Cooling / Heating	Rated	A	3.0 / 3.3	4.7 / 4.8	7.5 / 8.3	9.0 / 9.4
EER / COP			kWh / kWh	3.80 / 4.30	3.23 / 3.71	3.71 / 3.28	3.35 / 3.52
SEER / SCOP			kWh / kWh	6.1 / 4.0	5.6 / 3.8	6.1 / 3.9	6.2 / 3.9
Pdesign	Cooling @ 35°C		kW	2.5	3.4	5	6.8
	Heating @ -10°C		kW	2.9	2.9	4.1	5.4
Seasonal Energy Label	Cooling / Heating		-	A++ / A+	A+ / A	A++ / A	A++ / A
Annual Energy Consumption	Cooling / Heating		kWh	143 / 1,015	213 / 1,068	287 / 1,472	384 / 1,938
Dehumidification Rate			l/h	0.2	0.8	1.6	2.5
ODU Sound Pressure Level*	Cooling / Heating	Rated	dB(A)	49 / 52	49 / 52	47 / 52	48 / 52
ODU Sound Power Level	Cooling	Rated	dB(A)	65	65	63	65
Piping Connections	Liquid / Gas		mm (inch)	Ø6.35 (1/4) / Ø9.52 (3/8)	Ø6.35 (1/4) / Ø9.52 (3/8)	Ø6.35 (1/4) / Ø12.7 (1/2)	Ø9.52 (3/8) / Ø15.88 (5/8)
	Connections Method		-	Flared	Flared	Flared	Flared
Operation Range (Outdoor)	Cooling	Min. / Max.	°C	-15 / 50	-15 / 50	-15 / 50	-20 / 50
	Heating	Min. / Max.	°C	-20 / 18	-20 / 18	-20 / 18	-20 / 18
INDOOR				**CL09F.N50**	**CL12F.N50**	**CL18F.N60**	**CL24F.N30**
Power Supply			Ø / V / Hz	1 / 220-240 / 50	1 / 220-240 / 50	1 / 220-240 / 50	1 / 220-240 / 50
Power Input (IDU)		H / M / L	W	21 / 15 / 13	21 / 15 / 13	100 / 90 / 80	150 / 130 / 110
Air Flow Rate		H / M / L	m^3/min	11.5 / 9.5 / 8	11.5 / 9.5 / 8	15 / 12 / 10	20 / 16 / 12
Dimensions	Body	W x H x D	mm	900 x 190 x 460	900 x 190 x 460	1,100 x 190 x 460	1,100 x 190 x 700
Weight	Body		kg	18.0	18.0	20.9	26.0
Sound Pressure Level*	Cooling	H / M / L	dB(A)	35 / 30 / 27	35 / 30 / 27	34 / 31 / 29	39 / 35 / 32
Sound Power Level	Cooling	Max.	dB(A)	55	55	56	58
Piping Connections	Drain	O.D. / I.D.	mm	Ø32.0 / 26.0	Ø32.0 / 26.0	Ø32.0 / 26.0	Ø32.0 / 26.0
OUTDOOR				**UUA1.UL0**		**UUB1.U20**	**UUC1.U40**
Power Supply			Ø / V / Hz	1 / 220-240 / 50		1 / 220-240 / 50	1 / 220-240 / 50
Circuit Breaker		Min.	A	15		20	25
Power Supply Cable (Included Earth)			No x mm^2	3C x 1.5		3C x 2.5	3C x 2.5
Dimensions	Net	W x H x D	mm	770 x 545 x 288		870 x 650 x 330	950 x 834 x 330
Weight	Net		kg	33.3		44.5	57.7
Compressor	Type		-	Twin Rotary		Twin Rotary	Twin Rotary
Refrigerant	Type / GWP (Global Warming Potential)		-	R32 / 675		R32 / 675	R32 / 675
	Precharged Amount / t-CO_2eq		kg	1.0 / 0.675		1.2 / 0.81	1.9 / 1.283
	Chargeless		m	10		10	20
	Additional Charging Volume		g/m	20		20	40
Fan	Air Flow Rate	Rated	m^3/min x No.	28 x 1		50 x 1	58 x 1
Total Piping Length		Min. / Max.	m	5 / 30		5 / 30	5 / 50
Piping Elevation	IDU - ODU	Max.	m	30		30	30

* : Sound Pressure is not a value declared on Eurovent Program.
Note :
1. Due to our policy of innovation some specifications may be changed without notification.
2. Performances are based on the following conditions (It is accordance with EN14511)
   - Cooling : Indoor Ambient Temp 27°C DB / 19°C WB, Outdoor Ambient Temp 35°C DB / 24°C WB
   - Heating : Indoor Ambient Temp 20°C DB / 15°C WB, Outdoor Ambient Temp 7°C DB / 6°C WB
   - Interconnected Pipe is standard length and difference of Elevation (Outdoor ~ Indoor Unit) is 0m.
3. Sound Level Values are measured at Noise Measuring chamber accordance with standard. Therefore, these values depend on the ambient conditions and values are normally higher in actual operation.
4. This product contains fluorinated greenhouse gases. (R32)
5. For our policy of continuous product improvement, specification, design and feature are subject to change without prior notice.

STANDARD INVERTER (R32)

High Performance with Auto ESP Control

- Auto External Static pressure (ESP) control allows the duct type indoor unit to automatically set the fan RPM for each airflow rate according to the external static pressure.
- Operation for Multiple Rooms, Using a spiral duct (embedded or flexible type) and stream chamber, it is possible to operate cooling / heating for several rooms simultaneously (Zone control is available with zone controller accessory. (ABZCA)
- Optional UVnano Filter Box can effectively create a safe indoor environment by trapping and removing various harmful substances such as fine dust, bacteria and viruses in the form of droplets.
- Smart Sensor (Temperature Sensor + Pressure Sensor) operation can reach desired Indoor temperature more rapidly.
- Optional Two thermistors control, The indoor temperature can be checked using the thermistors in the remote controller as well as from the indoor unit.
- Flexible Installation (Low Static Pressure Model), Inverter low static duct allows the air intake at the rear or bottom under installation condition.
- Mobile LGMV (monitoring View) helps engineers to inspect and monitor an air conditioning unit easily by mobile phone
- No need to disassemble the whole panel for maintenance, since panel is divided into 2 components; one for heat exchanger and the other for fan / motor.
  The user can easily detach and re-attach the filter in the available limited space.
- Standard built-in drain pump with 700mm lift increases flexibility and the perfect solution for draining of water

MID STATIC PRESSURE
CM18F / CM24F / UM30F



UUB1.U20 **UUC1.U40**



R32

EUROVENT CERTIFIED PERFORMANCE www.eurovent-certification.com

LG participates in the ECP programme for EUROVENT AC program.
Check ongoing validity of certification
: www.eurovent-certification.com

COMBINATION				18	24	30
Capacity	Cooling	Min. / Rated / Max.	kW	2.0 / 5.0 / 5.8	2.7 / 6.8 / 8.0	3.1 / 7.8 / 9.0
	Heating	Min. / Rated / Max.	kW	2.3 / 5.8 / 6.7	3.0 / 7.5 / 9.0	3.6 / 9.0 / 10.1
Power Input (Set)	Cooling	Min. / Rated / Max.	kW	0.30 / 1.33 / 1.86	0.40 / 1.95 / 2.69	0.40 / 2.23 / 3.03
	Heating	Min. / Rated / Max.	kW	0.40 / 1.76 / 2.46	0.50 / 2.27 / 3.29	0.50 / 2.64 / 3.33
Running Current	Cooling / Heating	Rated	A	7.4 / 8.3	8.7 / 10.1	9.9 / 11.7
EER / COP			kWh / kWh	3.75 / 3.30	3.49 / 3.31	3.50 / 3.41
SEER / SCOP			kWh / kWh	6.4 / 4.1	6.6 / 3.9	6.1 / 4.0
Pdesign	Cooling @ 35°C		kW	5	6.8	7.8
	Heating @ -10°C		kW	4.1	5.4	5.4
Seasonal Energy Label	Cooling / Heating		-	A++ / A+	A++ / A	A++ / A+
Annual Energy Consumption	Cooling / Heating		kWh	273 / 1,400	361 / 1,938	448 / 1,890
Dehumidification Rate			l/h	1.2	2.6	2.4
ODU Sound Pressure Level*	Cooling / Heating	Rated	dB(A)	47 / 52	48 / 52	50 / 52
ODU Sound Power Level	Cooling	Rated	dB(A)	63	65	68
Piping Connections	Liquid / Gas		mm (inch)	Ø6.35 (1/4) / Ø12.7 (1/2)	Ø9.52 (3/8) / Ø15.88 (5/8)	Ø9.52 (3/8) / Ø15.88 (5/8)
	Connections Method		-	Flared	Flared	Flared
Operation Range (Outdoor)	Cooling	Min. / Max.	°C	-15 / 50	-20 / 50	-20 / 50
	Heating	Min. / Max.	°C	-20 / 18	-20 / 18	-20 / 18
INDOOR				**CM18F.N10**	**CM24F.N10**	**UM30F.N10**
Power Supply			Ø / V / Hz	1 / 220-240 / 50	1 / 220-240 / 50	1 / 220-240 / 50
Power Input (IDU)		H / M / L	W	150 / 130 / 110	180 / 150 / 130	220 / 200 / 180
Air Flow Rate		H / M / L	m^3/min	16.5 / 14.5 / 13	18 / 16.5 / 14.5	22 / 20 / 18
Dimensions	Body	W x H x D	mm	900 x 270 x 700	900 x 270 x 700	900 x 270 x 700
Weight	Body		kg	24.6	24.6	26.2
Sound Pressure Level*	Cooling	H / M / L	dB(A)	34 / 32 / 30	35 / 34 / 32	37 / 35 / 34
Sound Power Level	Cooling	Max.	dB(A)	59	60	62
Piping Connections	Drain	O.D. / I.D.	mm	Ø32.0 / 26.0	Ø32.0 / 26.0	Ø32.0 / 26.0
OUTDOOR				**UUB1.U20**	**UUC1.U40**	
Power Supply			Ø / V / Hz	1 / 220-240 / 50	1 / 220-240 / 50	
Circuit Breaker		Min.	A	20	25	
Power Supply Cable (Included Earth)			No x mm^2	3C x 2.5	3C x 2.5	
Dimensions	Net	W x H x D	mm	870 x 650 x 330	950 x 834 x 330	
Weight	Net		kg	44.5	57.7	
Compressor	Type		-	Twin Rotary	Twin Rotary	
Refrigerant	Type / GWP (Global Warming Potential)		-	R32 / 675	R32 / 675	
	Precharged Amount / t-CO_2eq		kg	1.2 / 0.81	1.9 / 1.283	
	Chargeless		m	10	20	
	Additional Charging Volume		g/m	20	40	
Fan	Air Flow Rate	Rated	m^3/min x No.	50 x 1	58 x 1	
Total Piping Length		Min. / Max.	m	5 / 30	5 / 50	
Piping Elevation	IDU - ODU	Max.	m	30	30	

* : Sound Pressure is not a value declared on Eurovent Program.
Note :
1. Due to our policy of innovation some specifications may be changed without notification.
2. Performances are based on the following conditions (It is accordance with EN14511)
   - Cooling : Indoor Ambient Temp 27°C DB / 19°C WB, Outdoor Ambient Temp 35°C DB / 24°C WB
   - Heating : Indoor Ambient Temp 20°C DB / 15°C WB, Outdoor Ambient Temp 7°C DB / 6°C WB
   - Interconnected Pipe is standard length and difference of Elevation (Outdoor ~ Indoor Unit) is 0m.
3. Sound Level Values are measured at Noise Measuring chamber accordance with standard. Therefore, these values depend on the ambient conditions and values are normally higher in actual operation.
4. This product contains fluorinated greenhouse gases. (R32)
5. For our policy of continuous product improvement, specification, design and feature are subject to change without prior notice.

CEILING CONCEALED DUCT

STANDARD INVERTER (R32)

High Performance with Auto ESP Control

- Auto External Static pressure (ESP) control allows the duct type indoor unit to automatically set the fan RPM for each airflow rate according to the external static pressure.
- Operation for Multiple Rooms, Using a spiral duct (embedded or flexible type) and stream chamber, it is possible to operate cooling / heating for several rooms simultaneously (Zone control is available with zone controller accessory. (ABZCA)
- Optional UVnano Filter Box can effectively create a safe indoor environment by trapping and removing various harmful substances such as fine dust, bacteria and viruses in the form of droplets.
- Smart Sensor (Temperature Sensor + Pressure Sensor) operation can reach desired Indoor temperature more rapidly.
- Optional Two thermistors control, The indoor temperature can be checked using the thermistors in the remote controller as well as from the indoor unit.
- Flexible Installation (Low Static Pressure Model), Inverter low static duct allows the air intake at the rear or bottom under installation condition.
- Mobile LGMV (monitoring View) helps engineers to inspect and monitor an air conditioning unit easily by mobile phone
- No need to disassemble the whole panel for maintenance, since panel is divided into 2 components; one for heat exchanger and the other for fan / motor.
  The user can easily detach and re-attach the filter in the available limited space.
- Standard built-in drain pump with 700mm lift increases flexibility and the perfect solution for draining of water
- **Operation range (heating) is -25°C ~ 18°C (Min/Max)**

MID STATIC PRESSURE
UM36F / UM42F / UM48F / UM60F



UUD1.U30



R32

EUROVENT CERTIFIED PERFORMANCE www.eurovent-certification.com

LG participates in the ECP programme for EUROVENT AC program.
Check ongoing validity of certification
: www.eurovent-certification.com

COMBINATION				36	42	48	60
Capacity	Cooling	Min. / Rated / Max.	kW	3.8 / 9.5 / 12.5	4.8 / 12.0 / 14.0	5.4 / 13.4 / 15.7	5.8 / 14.6 / 15.8
	Heating	Min. / Rated / Max.	kW	4.3 / 10.8 / 13.4	5.4 / 13.5 / 15.8	6.2 / 15.5 / 17.5	6.7 / 16.8 / 18.1
Power Input (Set)	Cooling	Min. / Rated / Max.	kW	0.50 / 2.50 / 3.80	0.70 / 3.48 / 4.52	0.90 / 4.32 / 5.62	1.00 / 4.95 / 5.54
	Heating	Min. / Rated / Max.	kW	0.60 / 2.77 / 3.77	0.80 / 3.74 / 4.86	0.90 / 4.31 / 5.26	0.90 / 4.60 / 5.29
Running Current	Cooling / Heating	Rated	A	11.1 / 12.6	15.3 / 16.4	19.0 / 18.4	21.6 / 20.4
EER / COP			kWh / kWh	3.80 / 3.90	3.45 / 3.61	3.10 / 3.60	2.95 / 3.65
SEER / SCOP			kWh / kWh	5.80 / 3.90	5.60 / 3.90	5.80 / 4.00	5.60 / 4.00
Pdesign	Cooling @ 35°C		kW	9.5	12.0	13.4	14.6
	Heating @ -10°C		kW	9.5	9.5	9.5	9.5
Seasonal Energy Label	Cooling / Heating		-	A+ / A	A+ / A	- / -	- / -
Annual Energy Consumption	Cooling / Heating		kWh	573 / 3,410	750 / 3,410	1,386 / 3,325	1,564 / 3,325
Dehumidification Rate			l/h	2.9	4.4	4.8	4.7
ODU Sound Pressure Level*	Cooling / Heating	Rated	dB(A)	50 / 50	51 / 52	52 / 53	54 / 54
ODU Sound Power Level	Cooling	Rated	dB(A)	66	69	69	71
Piping Connections	Liquid / Gas		mm (inch)	Ø9.52 (3/8) / Ø15.88 (5/8)	Ø9.52 (3/8) / Ø15.88 (5/8)	Ø9.52 (3/8) / Ø15.88 (5/8)	Ø9.52 (3/8) / Ø15.88 (5/8)
	Connections Method		-	Flared	Flared	Flared	Flared
Operation Range (Outdoor)	Cooling	Min. / Max.	°C	-20 / 52	-20 / 52	-20 / 52	-20 / 52
	Heating	Min. / Max.	°C	-25 / 18	-25 / 18	-25 / 18	-25 / 18
INDOOR				**UM36F.N20**	**UM42F.N20**	**UM48F.N30**	**UM60F.N30**
Power Supply			Ø / V / Hz	1 / 220-240 / 50	1 / 220-240 / 50	1 / 220-240 / 50	1 / 220-240 / 50
Power Input (IDU)		H / M / L	W	183 / 134 / 101	266 / 200 / 145	242 / 159 / 124	342 / 287 / 242
Air Flow Rate		H / M / L	m^3/min	32 / 28 / 24	38 / 33 / 28	40 / 34 / 28	50 / 45 / 40
Dimensions	Body	W x H x D	mm	1,250 x 270 x 700	1,250 x 270 x 700	1,250 x 360 x 700	1,250 x 360 x 700
Weight	Body		kg	38.5	38.5	43.5	43.5
Sound Pressure Level*	Cooling	H / M / L	dB(A)	36 / 34 / 33	38 / 36 / 34	39 / 38 / 36	42 / 40 / 39
Sound Power Level	Cooling	Max.	dB(A)	60	62	65	66
Piping Connections	Drain	O.D. / I.D.	mm	Ø32.0 / 26.0	Ø32.0 / 26.0	Ø32.0 / 26.0	Ø32.0 / 26.0
OUTDOOR				**UUD1.U30**			
Power Supply			Ø / V / Hz	1 / 220-240 / 50			
Circuit Breaker		Min.	A	40			
Power Supply Cable (Included Earth)			No x mm^2	3C x 6.0			
Dimensions	Net	W x H x D	mm	950 x 1,380 x 330			
Weight	Net		kg	85			
Compressor	Type		-	Inverter Scroll			
Refrigerant	Type / GWP (Global Warming Potential)		-	R32 / 675			
	Precharged Amount / t-CO_2eq		kg	3.0 / 2.025			
	Chargeless		m	20			
	Additional Charging Volume		g/m	40			
Fan	Air Flow Rate	Rated	m^3/min x No.	55 x 2			
Total Piping Length		Min. / Max.	m	5 / 85			
Piping Elevation	IDU - ODU	Max.	m	30			

* : Sound Pressure is not a value declared on Eurovent Program.
Note :
1. Due to our policy of innovation some specifications may be changed without notification.
2. Performances are based on the following conditions (It is accordance with EN14511)
   - Cooling : Indoor Ambient Temp 27°C DB / 19°C WB, Outdoor Ambient Temp 35°C DB / 24°C WB
   - Heating : Indoor Ambient Temp 20°C DB / 15°C WB, Outdoor Ambient Temp 7°C DB / 6°C WB
   - Interconnected Pipe is standard length and difference of Elevation (Outdoor ~ Indoor Unit) is 0m.
3. Sound Level Values are measured at Noise Measuring chamber accordance with standard. Therefore, these values depend on the ambient conditions and values are normally higher in actual operation.
4. This product contains fluorinated greenhouse gases. (R32)
5. For our policy of continuous product improvement, specification, design and feature are subject to change without prior notice.

STANDARD INVERTER (R32)

High Performance with Auto ESP Control

- Auto External Static pressure (ESP) control allows the duct type indoor unit to automatically set the fan RPM for each airflow rate according to the external static pressure.
- Operation for Multiple Rooms, Using a spiral duct (embedded or flexible type) and stream chamber, it is possible to operate cooling / heating for several rooms simultaneously (Zone control is available with zone controller accessory. (ABZCA)
- Optional UVnano Filter Box can effectively create a safe indoor environment by trapping and removing various harmful substances such as fine dust, bacteria and viruses in the form of droplets.
- Smart Sensor (Temperature Sensor + Pressure Sensor) operation can reach desired Indoor temperature more rapidly.
- Optional Two thermistors control, The indoor temperature can be checked using the thermistors in the remote controller as well as from the indoor unit.
- Flexible Installation (Low Static Pressure Model), Inverter low static duct allows the air intake at the rear or bottom under installation condition.
- Mobile LGMV (monitoring View) helps engineers to inspect and monitor an air conditioning unit easily by mobile phone
- No need to disassemble the whole panel for maintenance, since panel is divided into 2 components; one for heat exchanger and the other for fan / motor. The user can easily detach and re-attach the filter in the available limited space.
- Standard built-in drain pump with 700mm lift increases flexibility and the perfect solution for draining of water
- **Operation range (heating) is -25°C ~ 18°C (Min/Max)**

MID STATIC PRESSURE
UM 36F / UM42F / UM48F / UM60F



UUD3.U30



LG participates in the ECP programme for EUROVENT AC program.
Check ongoing validity of certification
: www.eurovent-certification.com

COMBINATION				36	42	48	60
Capacity	Cooling	Min. / Rated / Max.	kW	3.8 / 9.5 / 12.5	4.8 / 12.0 / 14.0	5.4 / 13.4 / 15.7	5.8 / 14.6 / 15.8
	Heating	Min. / Rated / Max.	kW	4.3 / 10.8 / 13.4	5.4 / 13.5 / 15.8	6.2 / 15.5 / 17.5	6.7 / 16.8 / 18.1
Power Input (Set)	Cooling	Min. / Rated / Max.	kW	0.50 / 2.50 / 3.80	0.70 / 3.48 / 4.52	0.90 / 4.32 / 5.62	1.00 / 4.95 / 5.54
	Heating	Min. / Rated / Max.	kW	0.60 / 2.77 / 3.77	0.80 / 3.74 / 4.86	0.90 / 4.31 / 5.26	0.90 / 4.60 / 5.29
Running Current	Cooling / Heating	Rated	A	4.0 / 4.5	5.5 / 5.9	6.8 / 6.5	7.7 / 7.2
EER / COP			kWh / kWh	3.80 / 3.90	3.45 / 3.61	3.10 / 3.60	2.95 / 3.65
SEER / SCOP			kWh / kWh	5.8 / 3.9	5.6 / 3.9	5.8 / 4.0	5.6 / 4.0
Pdesign	Cooling @ 35°C		kW	9.5	12	13.4	14.6
	Heating @ -10°C		kW	9.5	9.5	9.5	9.5
Seasonal Energy Label	Cooling / Heating		-	A+ / A	A+ / A	- / -	- / -
Annual Energy Consumption	Cooling / Heating		kWh	573 / 3,410	750 / 3,410	1,386 / 3,325	1,564 / 3,325
Dehumidification Rate			l/h	2.9	4.4	4.8	4.7
ODU Sound Pressure Level*	Cooling / Heating	Rated	dB(A)	50 / 50	51 / 52	52 / 53	54 / 54
ODU Sound Power Level	Cooling	Rated	dB(A)	66	69	69	71
Piping Connections	Liquid / Gas		mm (inch)	Ø9.52 (3/8) / Ø15.88 (5/8)	Ø9.52 (3/8) / Ø15.88 (5/8)	Ø9.52 (3/8) / Ø15.88 (5/8)	Ø9.52 (3/8) / Ø15.88 (5/8)
	Connections Method		-	Flared	Flared	Flared	Flared
Operation Range (Outdoor)	Cooling	Min. / Max.	°C	-20 / 52	-20 / 52	-20 / 52	-20 / 52
	Heating	Min. / Max.	°C	-25 / 18	-25 / 18	-25 / 18	-25 / 18
INDOOR				**UM36F.N20**	**UM42F.N20**	**UM48F.N30**	**UM60F.N30**
Power Supply			Ø / V / Hz	1 / 220-240 / 50	1 / 220-240 / 50	1 / 220-240 / 50	1 / 220-240 / 50
Power Input (IDU)		H / M / L	W	183 / 134 / 101	266 / 200 / 145	242 / 159 / 124	342 / 287 / 242
Air Flow Rate		H / M / L	m^3/min	32 / 28 / 24	38 / 33 / 28	40 / 34 / 28	50 / 45 / 40
Dimensions	Body	W x H x D	mm	1,250 x 270 x 700	1,250 x 270 x 700	1,250 x 360 x 700	1,250 x 360 x 700
Weight	Body		kg	38.5	38.5	43.5	43.5
Sound Pressure Level*	Cooling	H / M / L	dB(A)	36 / 34 / 33	38 / 36 / 34	39 / 38 / 36	42 / 40 / 39
Sound Power Level	Cooling	Max.	dB(A)	60	62	65	66
Piping Connections	Drain	O.D. / I.D.	mm	Ø32.0 / 26.0	Ø32.0 / 26.0	Ø32.0 / 26.0	Ø32.0 / 26.0
OUTDOOR				**UUD3.U30**			
Power Supply			Ø / V / Hz	3 / 380-415 / 50			
Circuit Breaker		Min.	A	20			
Power Supply Cable (Included Earth)			No x mm^2	5C x 2.5			
Dimensions	Net	W x H x D	mm	950 x 1,380 x 330			
Weight	Net		kg	85			
Compressor	Type		-	Inverter Scroll			
Refrigerant	Type / GWP (Global Warming Potential)		-	R32 / 675			
	Precharged Amount / t-CO_2eq		kg	3.0 / 2.025			
	Chargeless		m	20			
	Additional Charging Volume		g/m	40			
Fan	Air Flow Rate	Rated	m^3/min x No.	55 x 2			
Total Piping Length		Min. / Max.	m	5 / 85			
Piping Elevation	IDU - ODU	Max.	m	30			

* : Sound Pressure is not a value declared on Eurovent Program.
Note :
1. Due to our policy of innovation some specifications may be changed without notification.
2. Performances are based on the following conditions (It is accordance with EN14511)
   - Cooling : Indoor Ambient Temp 27°C DB / 19°C WB, Outdoor Ambient Temp 35°C DB / 24°C WB
   - Heating : Indoor Ambient Temp 20°C DB / 15°C WB, Outdoor Ambient Temp 7°C DB / 6°C WB
   - Interconnected Pipe is standard length and difference of Elevation (Outdoor ~ Indoor Unit) is 0m.
3. Sound Level Values are measured at Noise Measuring chamber accordance with standard. Therefore, these values depend on the ambient conditions and values are normally higher in actual operation.
4. This product contains fluorinated greenhouse gases. (R32)
5. For our policy of continuous product improvement, specification, design and feature are subject to change without prior notice.

COMPACT INVERTER (R32)

High Performance with a height of only 190mm

- A user can easily access the air volume selection via a remote controller using the ESP control function. (No additional accessories are necessary to control the air flow)
- Operation for Multiple Rooms, Using a spiral duct (embedded or flexible type) and stream chamber, it is possible to operate cooling / heating for several rooms simultaneously (Zone control is available with zone controller accessory. (ABZCA)
- Smart Sensor (Temperature Sensor + Pressure Sensor) operation can reach desired Indoor temperature more rapidly.
- Quite Operation (Low speed base by Sound pressure)
- Optional Two thermistors control, The indoor temperature can be checked using the thermistors in the remote controller as well as from the indoor unit.
- Flexible Installation (Low Static Pressure Model), Inverter low static duct allows the air intake at the rear or bottom under installation condition.
- Mobile LGMV (monitoring View) helps engineers to inspect and monitor an air conditioning unit easily by mobile phone
- No need to disassemble the whole panel for maintenance, since panel is divided into 2 components; one for heat exchanger and the other for fan / motor. The user can easily detach and re-attach the filter in the available limited space.
- Standard built-in drain pump with 700mm lift increases flexibility and the perfect solution for draining of water

LOW STATIC PRESSURE
CL18F / CL24F



UUA1.UL0 **UUB1.U20**



LG participates in the ECP programme for EUROVENT AC program.
Check ongoing validity of certification
: www.eurovent-certification.com

COMBINATION				18	24
Capacity	Cooling	Min. / Rated / Max.	kW	1.8 / 4.7 / 5.1	2.7 / 6.8 / 7.5
	Heating	Min. / Rated / Max.	kW	2.1 / 5.2 / 5.7	3.0 / 7.5 / 8.6
Power Input (Set)	Cooling	Min. / Rated / Max.	kW	0.34 / 1.62 / 1.99	0.40 / 2.12 / 2.54
	Heating	Min. / Rated / Max.	kW	0.30 / 1.53 / 1.99	0.50 / 2.41 / 3.13
Running Current	Cooling / Heating	Rated	A	7.2 / 6.8	9.3 / 10.5
EER / COP			kWh / kWh	2.90 / 3.40	3.21 / 3.11
SEER / SCOP			kWh / kWh	5.1 / 3.8	6.0 / 4.1
Pdesign	Cooling @ 35°C		kW	4.7	6.8
	Heating @ -10°C		kW	2.7	4.2
Seasonal Energy Label	Cooling / Heating		-	A / A	A+ / A+
Annual Energy Consumption	Cooling / Heating		kWh	323 / 995	397 / 1,434
Dehumidification Rate			l/h	1.5	2.4
ODU Sound Pressure Level*	Cooling / Heating	Rated	dB(A)	49 / 52	48 / 53
ODU Sound Power Level	Cooling	Rated	dB(A)	65	65
Piping Connections	Liquid / Gas		mm (inch)	Ø6.35 (1/4) / Ø12.7 (1/2)	Ø9.52 (3/8) / Ø15.88 (5/8)
	Connections Method		-	Flared	Flared
Operation Range (Outdoor)	Cooling	Min. / Max.	°C	-10 / 50	-10 / 48
	Heating	Min. / Max.	°C	-10 / 18	-15 / 18
INDOOR				**CL18F.N60**	**CL24F.N30**
Power Supply			Ø / V / Hz	1 / 220-240 / 50	1 / 220-240 / 50
Power Input (IDU)		H / M / L	W	100 / 90 / 80	150 / 130 / 110
Air Flow Rate		H / M / L	m^3/min	15 / 12 / 10	20 / 16 / 12
Dimensions	Body	W x H x D	mm	1,100 x 190 x 460	1,100 x 190 x 700
Weight	Body		kg	20.9	26
Sound Pressure Level*	Cooling	H / M / L	dB(A)	34 / 31 / 29	39 / 35 / 32
Sound Power Level	Cooling	Max.	dB(A)	56	58
Piping Connections	Drain	O.D. / I.D.	mm	Ø32.0 / 26.0	Ø32.0 / 26.0
OUTDOOR				**UUA1.UL0**	**UUB1.U20**
Power Supply			Ø / V / Hz	1 / 220-240 / 50	1 / 220-240 / 50
Circuit Breaker		Min.	A	15	20
Power Supply Cable (Included Earth)			No x mm^2	3C x 1.5	3C x 2.5
Dimensions	Net	W x H x D	mm	770 x 545 x 288	870 x 650 x 330
Weight	Net		kg	33.3	44.5
Compressor	Type		-	Twin Rotary	Twin Rotary
Refrigerant	Type / GWP (Global Warming Potential)		-	R32 / 675	R32 / 675
	Precharged Amount / t-CO_2eq		kg	1.0 / 0.675	1.2 / 0.81
	Chargeless		m	10	10
	Additional Charging Volume		g/m	20	40
Fan	Air Flow Rate	Rated	m^3/min x No.	28 x 1	50 x 1
Total Piping Length		Min. / Max.	m	5 / 30	5 / 35
Piping Elevation	IDU - ODU	Max	m	30	30

* : Sound Pressure is not a value declared on Eurovent Program.
Note :
1. Due to our policy of innovation some specifications may be changed without notification.
2. Performances are based on the following conditions (It is accordance with EN14511)
   - Cooling : Indoor Ambient Temp 27°C DB / 19°C WB, Outdoor Ambient Temp 35°C DB / 24°C WB
   - Heating : Indoor Ambient Temp 20°C DB / 15°C WB, Outdoor Ambient Temp 7°C DB / 6°C WB
   - Interconnected Pipe is standard length and difference of Elevation (Outdoor ~ Indoor Unit) is 0m.
3. Sound Level Values are measured at Noise Measuring chamber accordance with standard. Therefore, these values depend on the ambient conditions and values are normally higher in actual operation.
4. This product contains fluorinated greenhouse gases. (R32)
5. For our policy of continuous product improvement, specification, design and feature are subject to change without prior notice.

COMPACT INVERTER (R32)

High Performance with Auto ESP Control

- Auto External Static pressure (ESP) control allows the duct type indoor unit to automatically set the fan RPM for each airflow rate according to the external static pressure.
- Operation for Multiple Rooms, Using a spiral duct (embedded or flexible type) and stream chamber, it is possible to operate cooling / heating for several rooms simultaneously (Zone control is available with zone controller accessory. (ABZCA)
- Smart Sensor (Temperature Sensor + Pressure Sensor) operation can reach desired Indoor temperature more rapidly.
- Optional UVnano Filter Box can effectively create a safe indoor environment by trapping and removing various harmful substances such as fine dust, bacteria and viruses in the form of droplets.
- Optional Two thermistors control, The indoor temperature can be checked using the thermistors in the remote controller as well as from the indoor unit.
- Flexible Installation (Low Static Pressure Model), Inverter low static duct allows the air intake at the rear or bottom under installation condition.
- Mobile LGMV (monitoring View) helps engineers to inspect and monitor an air conditioning unit easily by mobile phone
- No need to disassemble the whole panel for maintenance, since panel is divided into 2 components; one for heat exchanger and the other for fan / motor. The user can easily detach and re-attach the filter in the available limited space.
- Standard built-in drain pump with 700mm lift increases flexibility and the perfect solution for draining of water

MID STATIC PRESSURE
CM18F / CM24F / UM30F / UM36F



UUA1.UL0 UUB1.U20 UUC1.U40



LG participates in the ECP programme for EUROVENT AC program.
Check ongoing validity of certification
: www.eurovent-certification.com

COMBINATION				18	24	30	36
Capacity	Cooling	Min. / Rated / Max.	kW	1.8 / 5.0 / 5.6	2.7 / 6.8 / 7.5	3.0 / 7.5 / 8.3	3.8 / 9.5 / 10.5
	Heating	Min. / Rated / Max.	kW	2.2 / 5.5 / 6.7	3.0 / 7.4 / 8.5	3.2 / 8.0 / 8.8	4.3 / 10.8 / 11.5
Power Input (Set)	Cooling	Min. / Rated / Max.	kW	0.35 / 1.67 / 1.92	0.50 / 2.34 / 2.81	0.50 / 2.57 / 3.08	0.60 / 3.16 / 3.86
	Heating	Min. / Rated / Max.	kW	0.32 / 1.57 / 1.77	0.40 / 2.17 / 2.82	0.50 / 2.25 / 2.93	0.60 / 3.03 / 3.48
Running Current	Cooling / Heating	Rated	A	7.4 / 7.0	10.3 / 9.7	11.0 / 9.7	14.0 / 13.4
EER / COP			kWh / kWh	3.00 / 3.50	2.91 / 3.41	2.92 / 3.56	3.01 / 3.57
SEER / SCOP			kWh / kWh	6.1 / 3.8	5.8 / 4.1	5.6 / 3.9	5.9 / 4.0
Pdesign	Cooling @ 35°C		kW	5	6.8	7.5	9.5
	Heating @ -10°C		kW	2.8	4.1	4.3	5.5
Seasonal Energy Label	Cooling / Heating		-	A++ / A	A+ / A+	A+ / A	A+ / A+
Annual Energy Consumption	Cooling / Heating		kWh	287 / 1,032	410 / 1,400	469 / 1,544	564 / 1,924
Dehumidification Rate			l/h	1.2	2.5	2.6	3.2
ODU Sound Pressure Level*	Cooling / Heating	Rated	dB(A)	49 / 52	48 / 53	50 / 54	54 / 56
ODU Sound Power Level	Cooling	Rated	dB(A)	65	65	67	70
Piping Connections	Liquid / Gas		mm (inch)	Ø6.35 (1/4) / Ø12.7 (1/2)	Ø9.52 (3/8) / Ø15.88 (5/8)	Ø9.52 (3/8) / Ø15.88 (5/8)	Ø9.52 (3/8) / Ø15.88 (5/8)
	Connections Method		-	Flared	Flared	Flared	Flared
Operation Range (Outdoor)	Cooling	Min. / Max.	°C	-10 / 50	-10 / 48	-10 / 48	-20 / 50
	Heating	Min. / Max.	°C	-10 / 18	-15 / 18	-15 / 18	-15 / 18
INDOOR				**CM18F.N10**	**CM24F.N10**	**UM30F.N10**	**UM36F.N20**
Power Supply			Ø / V / Hz	1 / 220-240 / 50	1 / 220-240 / 50	1 / 220-240 / 50	1 / 220-240 / 50
Power Input (IDU)		H / M / L	W	150 / 130 / 110	180 / 150 / 130	220 / 200 / 180	183 / 134 / 101
Air Flow Rate		H / M / L	m^3/min	16.5 / 14.5 / 13	18 / 16.5 / 14.5	22 / 20 / 18	32 / 28 / 24
Dimensions	Body	W x H x D	mm	900 x 270 x 700	900 x 270 x 700	900 x 270 x 700	1,250 x 270 x 700
Weight	Body		kg	24.6	24.6	26.2	38.5
Sound Pressure Level*	Cooling	H / M / L	dB(A)	34 / 32 / 30	35 / 34 / 32	37 / 35 / 34	36 / 34 / 33
Sound Power Level	Cooling	Max.	dB(A)	59	60	62	60
Piping Connections	Drain	O.D. / I.D.	mm	Ø25.4 / 19.4	Ø25.4 / 19.4	Ø25.4 / 19.4	Ø25.4 / 19.4
OUTDOOR				**UUA1.UL0**	**UUB1.U20**		**UUC1.U40**
Power Supply			Ø / V / Hz	1 / 220-240 / 50	1 / 220-240 / 50		1 / 220-240 / 50
Circuit Breaker		Min.	A	15	20		25
Power Supply Cable (Included Earth)			No x mm^2	3C x 1.5	3C x 2.5		3C x 2.5
Dimensions	Net	W x H x D	mm	770 x 545 x 288	870 x 650 x 330		950 x 834 x 330
Weight	Net		kg	33.3	44.5		57.7
Compressor	Type		-	Twin Rotary	Twin Rotary		Twin Rotary
Refrigerant	Type / GWP (Global Warming Potential)		-	R32 / 675	R32 / 675		R32 / 675
	Precharged Amount / t-CO_2eq		kg	1 / 0.675	1.2 / 0.81		1.9 / 1.283
	Chargeless		m	10	10		20
	Additional Charging Volume		g/m	20	40		40
Fan	Air Flow Rate	Rated	m^3/min x No.	28 x 1	50 x 1		58 x 1
Total Piping Length		Min. / Max.	m	5 / 30	5 / 35		5 / 50
Piping Elevation	IDU - ODU	Max.	m	30	30		30

* : Sound Pressure is not a value declared on Eurovent Program.
Note :
1. Due to our policy of innovation some specifications may be changed without notification.
2. Performances are based on the following conditions (It is accordance with EN14511)
   - Cooling : Indoor Ambient Temp 27°C DB / 19°C WB, Outdoor Ambient Temp 35°C DB / 24°C WB
   - Heating : Indoor Ambient Temp 20°C DB / 15°C WB, Outdoor Ambient Temp 7°C DB / 6°C WB
   - Interconnected Pipe is standard length and difference of Elevation (Outdoor ~ Indoor Unit) is 0m.
3. Sound Level Values are measured at Noise Measuring chamber accordance with standard. Therefore, these values depend on the ambient conditions and values are normally higher in actual operation.
4. This product contains fluorinated greenhouse gases. (R32)
5. For our policy of continuous product improvement, specification, design and feature are subject to change without prior notice.

STANDARD INVERTER (R410A)

Big Capacity of Concealed Duct

- A user can easily access the air volume selection via a remote controller using the ESP control function. (No additional accessories are necessary to control the air flow)
- Operation for Multiple Rooms, Using a spiral duct (embedded or flexible type) and stream chamber, it is possible to operate cooling / heating for several rooms simultaneously (Zone control is available with zone controller accessory. (ABZCA)
- Smart Sensor (Temperature Sensor + Pressure Sensor) operation can reach desired Indoor temperature more rapidly.
- Optional Two thermistors control, The indoor temperature can be checked using the thermistors in the remote controller as well as from the indoor unit.
- Flexible Installation (Low Static Pressure Model), Inverter low static duct allows the air intake at the rear or bottom under installation condition.
- Mobile LGMV (monitoring View) helps engineers to inspect and monitor an air conditioning unit easily by mobile phone
- No need to disassemble the whole panel for maintenance, since panel is divided into 2 components; one for heat exchanger and the other for fan / motor. The user can easily detach and re-attach the filter in the available limited space.

HIGH STATIC PRESSURE
UB70 / UB85



UU70W UU85W



LG participates in the ECP programme for EUROVENT AC program.
Check ongoing validity of certification
: www.eurovent-certification.com

INDOOR				UB70.N95	UB85.N95
Capacity	Cooling	Min. / Nom. / Max.	kW	7.6 / 19.0 / 20.9	9.2 / 23.0 / 25.3
	Heating	Min. / Nom. / Max.	kW	9.0 / 22.4 / 24.6	10.8 / 27.0 / 29.7
Low Temperature Capacity	Heating -7°C	Max.	kW	18.0	24.0
Power Input (Set)	Cooling	Nom.	kW	6.69	8.19
	Heating	Nom.	kW	6.4	8.31
Power Input (Indoor)		Min. / Max. (Nom ESP)	W	550 / 760	610 / 920
Running Current	Cooling / Heating	Nom.	A	11.5 / 10.7	13.5 / 13.6
Power Supply			Ø / V / Hz	1 / 220-240 / 50	1 / 220-240 / 50
EER				2.84	2.81
COP				3.50	3.25
SEER				4.90	4.80
SCOP				3.53	3.51
Pdesign (@ -10°C)			kW	13.4	18.5
Seasonal Energy Label	Cooling / Heating			-	-
Annual Energy Consumption	Cooling / Heating		kWh	-	-
Piping Connection	Liquid / Gas		mm (inch)	Ø9.52 (3/8) / Ø25.4 (1/1)	Ø12.7 (1/2) / Ø22.2 (7/8)
	Drain	O.D. / I.D.	mm	32 / 25	32 / 25
Air Flow Rate		High / Medium / Low	m^3/min	70.0 / 65.0 / 60.0	80.0 / 72.0 / 64.0
Sound Pressure*	Cooling	High / Medium / Low	dB(A)	43 / 41 / 40	43 / 41 / 40
Sound Power	Cooling	Max.	dB(A)	73	75
Dehumidification Rate			l/h	1.81 (4.2)	5.14 (11.9)
Dimensions	Body	W x H x D	mm	1,563 x 460 x 688	1,563 x 460 x 688
Net Weight	Body		kg	90.0	90.0
External Static Pressure		Min. / Max.	mmAq(Pa)	6 / 25 (60 / 250)	6 / 25 (60 / 250)
OUTDOOR				**UU70W.U34**	**UU85W.U74**
Compressor	Type			Hermetically Sealed Scroll	Hermetically Sealed Scroll
Airflow Rate		Nom.	m^3/min	110	190
Sound Pressure*	Cooling	Nom.	dB(A)	55	59
	Heating	Nom.	dB(A)	58	60
Sound Power	Cooling	Max.	dB(A)	75	75
Dimensions	W x H x D		mm	950 x 1,380 x 330	1,090 x 1,625 x 380
Net Weight			kg	110	144.0
Refrigerant	Type		-	R410A	R410A
	Charge		g	5,200	5,500
	Additional Charge		g/m	70	70
	GWP		-	2087.5	2087.5
	t-CO_2eq		-	10.9	11.5
Operation Range (Outdoor)	Cooling	Min. / Max.	°C DB	-20 / 48	-20 / 48
	Heating	Min. / Max.	°C WB	-18 / 18	-18 / 18
Power Supply			Ø / V / Hz	3 / 380-415 / 50	3 / 380-415 / 50
Power Supply Cable			No. x mm^2	5C x 2.5	5C x 2.5
Transmission Cable			No. x mm^2	4C x 1.0	4C x 1.0
Circuit Breaker			A	30	30
Piping Length Total		Min. / Max.	m	5 / 75	5 / 75
Piping Elevation Difference	IDU - ODU	Max.	m	30	30
Piping Connection	Liquid / Gas		mm (inch)	Ø9.53 (3/8) / Ø25.4 (1/1)	Ø12.7 (1.2) / Ø22.2 (7/8)

* : Sound Pressure is not a value declared on Eurovent Program.
Note :
1. Due to our policy of innovation some specifications may be changed without notification.
2. Performances are based on the following conditions (It is accordance with EN14511)
   - Cooling : Indoor Ambient Temp 27°C DB / 19°C WB, Outdoor Ambient Temp 35°C DB / 24°C WB
   - Heating : Indoor Ambient Temp 20°C DB / 15°C WB, Outdoor Ambient Temp 7°C DB / 6°C WB
   - Interconnected Pipe is standard length and difference of Elevation (Outdoor ~ Indoor Unit) is 0m.
3. Sound Level Values are measured at Noise Measuring chamber accordance with standard. Therefore, these values depend on the ambient conditions and values are normally higher in actual operation.
4. This product contains fluorinated greenhouse gases. (R410A)
5. For our policy of continuous product improvement, specification, design and feature are subject to change without prior notice.

CEILING SUSPENDED



Differentiated Design

Acknolewdged by iF Design Award, the modem's V-shape elegant design with a black vane is appropriate for any commercial space.



Powerful Cooling & Heating

High ceiling mode provides powerful cooling and heating up to 4.2m in height from floor, 15m away from ceiling.



Airflow path and improved heat exchanger's performance.

Outlet Space

Conventional

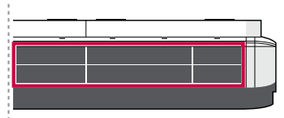

Current

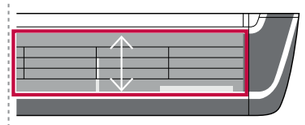

115% ENLARGED

Optimized the Airflow Path

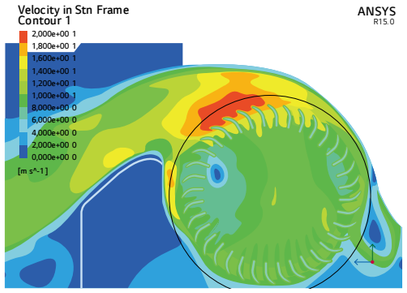

105% IMPROVED

One Touch & 2 Piece Filter

Easy in / out filter structure as well as a simplified two-piece filter, which slides out for easy cleaning and maintenance.

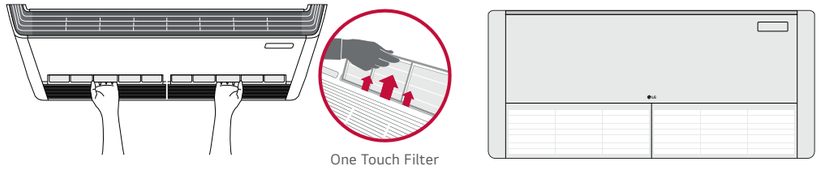

One Touch Filter

Two Thermistors Control

Users can purchase a wired remote controller that includes a second thermistor, allowing for temperature checks from multiple locations.



Installation

Installation speed and ease is improved by reducing the total number of screws used and placing the screws on the easily accessible front panel.

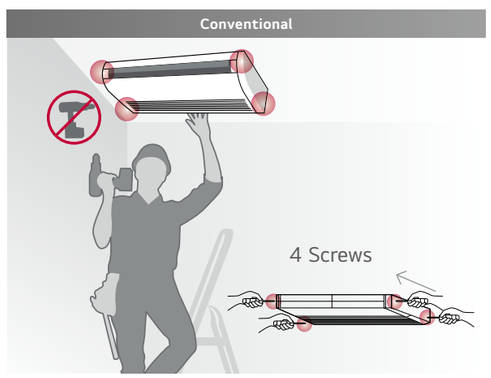



H-INVERTER (R32)

High Performance by Powerful cooling & heating

- Seasonal Energy level
  UV18FH : A++/A+ , UV24FH : A++/A++ , UV30FH : A++/A++
- High ceiling mode provides powerful cooling and heating up to 4.2m in height from floor, 15m away from ceiling.
- Optional Two thermistors control, The indoor temperature can be checked using the thermistors in the remote controller as well as from the indoor unit.
- 5 different fan speeds available for comfort, maximum cooling & heating
- Smart Sensor (Temperature Sensor + Pressure Sensor) operation can reach desired Indoor temperature more rapidly.
- Mobile LGMV (monitoring View) helps engineers to inspect and monitor an air conditioning unit easily by mobile phone
- One Touch & 2 Piece Filter, Easy in / out filter structure as well as a simplified two-piece filter, which slides out for easy cleaning and maintenance.
- **Standard for wired remote control**

UV18FH / UV24FH / UV30FH



UUB1.U20 **UUC1.U40**



LG participates in the ECP programme for EUROVENT AC program.
Check ongoing validity of certification
: www.eurovent-certification.com

COMBINATION				18	24	30
Capacity	Cooling	Min. / Rated / Max.	kW	2.0 / 5.0 / 6.0	2.7 / 6.8 / 8.3	3.2 / 8.0 / 9.5
	Heating	Min. / Rated / Max.	kW	2.3 / 5.8 / 7.0	3.0 / 7.5 / 9.4	3.6 / 8.9 / 10.6
Power Input (Set)	Cooling	Min. / Rated / Max.	kW	0.30 / 1.28 / 1.73	0.40 / 1.80 / 2.50	0.50 / 2.35 / 3.13
	Heating	Min. / Rated / Max.	kW	0.30 / 1.56 / 2.13	0.40 / 1.82 / 2.62	0.50 / 2.39 / 3.27
Running Current	Cooling / Heating	Rated	A	7.3 / 8	8 / 8.1	10.4 / 10.6
EER / COP			kWh / kWh	3.90 / 3.71	3.77 / 4.11	3.41 / 3.72
SEER / SCOP			kWh / kWh	7.6 / 4.4	7.9 / 4.6	7.2 / 4.6
Pdesign	Cooling @ 35°C		kW	5	6.8	8
	Heating @ -10°C		kW	4.3	5.4	5.4
Seasonal Energy Label	Cooling / Heating		-	A++ / A+	A++ / A++	A++ / A++
Annual Energy Consumption	Cooling / Heating		kWh	230 / 1,368	301 / 1,644	389 / 1,644
Dehumidification Rate			l/h	1.9	2.0	2.8
ODU Sound Pressure Level*	Cooling / Heating	Rated	dB(A)	47 / 52	48 / 52	50 / 52
ODU Sound Power Level	Cooling	Rated	dB(A)	63	65	68
Piping Connections	Liquid / Gas		mm (inch)	Ø6.35 (1/4) / Ø12.7 (1/2)	Ø9.52 (3/8) / Ø15.88 (5/8)	Ø9.52 (3/8) / Ø15.88 (5/8)
	Connections Method		-	Flared	Flared	Flared
Operation Range (Outdoor)	Cooling	Min. / Max.	°C	-15 / 50	-20 / 50	-20 / 50
	Heating	Min. / Max.	°C	-20 / 18	-20 / 18	-20 / 18
INDOOR				**UV18FH.N10**	**UV24FH.N20**	**UV30FH.N20**
Power Supply			Ø / V / Hz	1 / 220-240 / 50	1 / 220-240 / 50	1 / 220-240 / 50
Power Input (IDU)		H / M / L	W	17 / 15 / 13	35 / 32 / 27	35 / 32 / 27
Air Flow Rate		H / M / L	m^3/min	12.5 / 11 / 10	23 / 21 / 19	23 / 21 / 19
Dimensions	Body	W x H x D	mm	1,200 x 235 x 690	1,600 x 235 x 690	1,600 x 235 x 690
Weight	Body		kg	28.7	37.4	37.4
Sound Pressure Level*	Cooling	H / M / L	dB (A)	41 / 39 / 38	43 / 42 / 40	43 / 42 / 40
Sound Power Level	Cooling	Max.	dB (A)	55	60	60
Piping Connections	Drain	O.D. / I.D.	mm	Ø32.0 / 26.0	Ø32.0 / 26.0	Ø32.0 / 26.0
OUTDOOR				**UUB1.U20**	**UUC1.U40**	
Power Supply			Ø / V / Hz	1 / 220-240 / 50	1 / 220-240 / 50	
Circuit Breaker		Min.	A	20	25	
Power Supply Cable (Included Earth)			No x mm^2	3C x 2.5	3C x 2.5	
Dimensions	Net	W x H x D	mm	870 x 650 x 330	950 x 834 x 330	
Weight	Net		kg	44.5	57.7	
Compressor	Type		-	Twin Rotary	Twin Rotary	
Refrigerant	Type / GWP (Global Warming Potential)		-	R32 / 675	R32 / 675	
	Precharged Amount / t-CO_2eq		kg	1.2 / 0.81	1.9 / 1.283	
	Chargeless		m	10	20	
	Additional Charging Volume		g/m	20	40	
Fan	Air Flow Rate	Rated	m^3/min x No.	50 x 1	58 x 1	
Total Piping Length		Min. / Max.	m	5 / 30	5 / 50	
Piping Elevation	IDU - ODU	Max.	m	30	30	

* : Sound Pressure is not a value declared on Eurovent Program.
Note :
1. Due to our policy of innovation some specifications may be changed without notification.
2. Performances are based on the following conditions (It is accordance with EN14511)
   - Cooling : Indoor Ambient Temp 27°C DB / 19°C WB, Outdoor Ambient Temp 35°C DB / 24°C WB
   - Heating : Indoor Ambient Temp 20°C DB / 15°C WB, Outdoor Ambient Temp 7°C DB / 6°C WB
   - Interconnected Pipe is standard length and difference of Elevation (Outdoor ~ Indoor Unit) is 0m.
3. Sound Level Values are measured at Noise Measuring chamber accordance with standard. Therefore, these values depend on the ambient conditions and values are normally higher in actual operation.
4. This product contains fluorinated greenhouse gases. (R32)
5. For our policy of continuous product improvement, specification, design and feature are subject to change without prior notice.

H-INVERTER (R32)

High Performance by Powerful cooling & heating

- High ceiling mode provides powerful cooling and heating up to 4.2m in height from floor, 15m away from ceiling.
- Optional Two thermistors control, The indoor temperature can be checked using the thermistors in the remote controller as well as from the indoor unit.
- 5 different fan speeds available for comfort, maximum cooling & heating
- Smart Sensor (Temperature Sensor + Pressure Sensor) operation can reach desired Indoor temperature more rapidly.
- Mobile LGMV (monitoring View) helps engineers to inspect and monitor an air conditioning unit easily by mobile phone
- One Touch & 2 Piece Filter, Easy in / out filter structure as well as a simplified two-piece filter, which slides out for easy cleaning and maintenance.
- **Standard for wired remote control**
- **Operation range (heating) is -25°C ~ 18°C (Min/Max)**

UV36FH / UV42FH



UUD1.U30



LG participates in the ECP programme for EUROVENT AC program.
Check ongoing validity of certification
: www.eurovent-certification.com

COMBINATION				36	42
Capacity	Cooling	Min. / Rated / Max.	kW	3.8 / 9.5 / 12.8	4.8 / 12.1 / 14.5
	Heating	Min. / Rated / Max.	kW	4.3 / 10.8 / 13.7	5.4 / 13.5 / 16.2
Power Input (Set)	Cooling	Min. / Rated / Max.	kW	0.5 / 2.50 / 3.75	0.7 / 3.64 / 4.91
	Heating	Min. / Rated / Max.	kW	0.5 / 2.54 / 3.56	0.8 / 3.75 / 4.88
Running Current	Cooling / Heating	Rated	A	11.1 / 11.4	16 / 16.5
EER / COP			kWh / kWh	3.80 / 4.25	3.32 / 3.60
SEER / SCOP			kWh / kWh	6.70 / 4.30	6.60 / 4.30
Pdesign	Cooling @ 35°C		kW	9.5	12.1
	Heating @ -10°C		kW	9.5	9.5
Seasonal Energy Label	Cooling / Heating		-	A++ / A+	- / -
Annual Energy Consumption	Cooling / Heating		kWh	496 / 3,093	1,100 / 3,093
Dehumidification Rate			l/h	3.6	5.52
ODU Sound Pressure Level*	Cooling / Heating	Rated	dB(A)	50 / 50	51 / 52
ODU Sound Power Level	Cooling	Rated	dB(A)	66	69
Piping Connections	Liquid / Gas		mm (inch)	Ø9.52 (3/8) / Ø15.88 (5/8)	Ø9.52 (3/8) / Ø15.88 (5/8)
	Connections Method		-	Flared	Flared
Operation Range (Outdoor)	Cooling	Min. / Max.	°C	-20 / 52	-20 / 52
	Heating	Min. / Max.	°C	-25 / 18	-25 / 18
INDOOR				**UV36FH.N20**	**UV42FH.N20**
Power Supply			Ø / V / Hz	1 / 220-240 / 50	1 / 220-240 / 50
Power Input (IDU)		H / M / L	W	59 / 40 / 28	59 / 40 / 28
Air Flow Rate		H / M / L	m^3/min	30 / 25 / 20	30 / 25 / 20
Dimensions	Body	W x H x D	mm	1,600 x 235 x 690	1,600 x 235 x 690
Weight	Body		kg	37.4	37.4
Sound Pressure Level*	Cooling	H / M / L	dB (A)	48 / 44 / 40	48 / 44 / 40
Sound Power Level	Cooling	Max.	dB (A)	62	62
Piping Connections	Drain	O.D. / I.D.	mm	Ø32.0 / 26.0	Ø32.0 / 26.0
OUTDOOR				**UUD1.U30**	
Power Supply			Ø / V / Hz	1 / 220-240 / 50	
Circuit Breaker		Min.	A	40	
Power Supply Cable (Included Earth)			No x mm^2	3C x 6.0	
Dimensions	Net	W x H x D	mm	950 x 1,380 x 330	
Weight	Net		kg	85	
Compressor	Type		-	Inverter Scroll	
Refrigerant	Type / GWP (Global Warming Potential)		-	R32 / 675	
	Precharged Amount / t-CO_2eq		kg	3.0 / 2.025	
	Chargeless		m	20	
	Additional Charging Volume		g/m	40	
Fan	Air Flow Rate	Rated	m^3/min x No.	55 x 2	
Total Piping Length		Min. / Max.	m	5 / 85	
Piping Elevation	IDU - ODU	Max.	m	30	

* : Sound Pressure is not a value declared on Eurovent Program.
Note :
1. Due to our policy of innovation some specifications may be changed without notification.
2. Performances are based on the following conditions (It is accordance with EN14511)
   - Cooling : Indoor Ambient Temp 27°C DB / 19°C WB, Outdoor Ambient Temp 35°C DB / 24°C WB
   - Heating : Indoor Ambient Temp 20°C DB / 15°C WB, Outdoor Ambient Temp 7°C DB / 6°C WB
   - Interconnected Pipe is standard length and difference of Elevation (Outdoor ~ Indoor Unit) is 0m.
3. Sound Level Values are measured at Noise Measuring chamber accordance with standard. Therefore, these values depend on the ambient conditions and values are normally higher in actual operation.
4. This product contains fluorinated greenhouse gases. (R32)
5. For our policy of continuous product improvement, specification, design and feature are subject to change without prior notice.

CEILING SUSPENDED

H-INVERTER (R32)

High Performance by Powerful cooling & heating

- High ceiling mode provides powerful cooling and heating up to 4.2m in height from floor, 15m away from ceiling.
- Optional Two thermistors control, The indoor temperature can be checked using the thermistors in the remote controller as well as from the indoor unit.
- 5 different fan speeds available for comfort, maximum cooling & heating
- Smart Sensor (Temperature Sensor + Pressure Sensor) operation can reach desired Indoor temperature more rapidly.
- Mobile LGMV (monitoring View) helps engineers to inspect and monitor an air conditioning unit easily by mobile phone
- One Touch & 2 Piece Filter, Easy in / out filter structure as well as a simplified two-piece filter, which slides out for easy cleaning and maintenance.
- **Standard for wired remote control**
- **Operation range (heating) is -25°C ~ 18°C (Min/Max)**

UV36FH / UV42FH



UUD3.U30



LG participates in the ECP programme for EUROVENT AC program.
Check ongoing validity of certification
: www.eurovent-certification.com

COMBINATION				36	42
Capacity	Cooling	Min. / Rated / Max.	kW	3.8 / 9.5 / 12.8	4.8 / 12.1 / 14.5
	Heating	Min. / Rated / Max.	kW	4.3 / 10.8 / 13.7	5.4 / 13.5 / 16.2
Power Input (Set)	Cooling	Min. / Rated / Max.	kW	0.50 / 2.50 / 3.75	0.70 / 3.64 / 4.91
	Heating	Min. / Rated / Max.	kW	0.50 / 2.54 / 3.56	0.80 / 3.75 / 4.88
Running Current	Cooling / Heating	Rated	A	4.0 / 4.1	5.7 / 5.9
EER / COP			kWh / kWh	3.80 / 4.25	3.32 / 3.60
SEER / SCOP			kWh / kWh	6.7 / 4.3	6.6 / 4.3
Pdesign	Cooling @ 35°C		kW	9.5	12.1
	Heating @ -10°C		kW	9.5	9.5
Seasonal Energy Label	Cooling / Heating		-	A++ / A+	- / -
Annual Energy Consumption	Cooling / Heating		kWh	496 / 3,093	1,100 / 3,093
Dehumidification Rate			l/h	3.6	5.5
ODU Sound Pressure Level*	Cooling / Heating	Rated	dB(A)	50 / 50	51 / 52
ODU Sound Power Level	Cooling	Rated	dB(A)	66	69
Piping Connections	Liquid / Gas		mm (inch)	Ø9.52 (3/8)/ Ø15.88 (5/8)	Ø9.52 (3/8) / Ø15.88 (5/8)
	Connections Method		-	Flared	Flared
Operation Range (Outdoor)	Cooling	Min. / Max.	°C	-20 / 52	-20 / 52
	Heating	Min. / Max.	°C	-25 / 18	-25 / 18
INDOOR				**UV36FH.N20**	**UV42FH.N20**
Power Supply			Ø / V / Hz	1 / 220-240 / 50	1 / 220-240 / 50
Power Input (IDU)		H / M / L	W	59 / 40 / 28	59 / 40 / 28
Air Flow Rate		H / M / L	m^3/min	30 / 25 / 20	30 / 25 / 20
Dimensions	Body	W x H x D	mm	1,600 x 235 x 690	1,600 x 235 x 690
Weight	Body		kg	37.4	37.4
Sound Pressure Level*	Cooling	H / M / L	dB (A)	48 / 44 / 40	48 / 44 / 40
Sound Power Level	Cooling	Max.	dB (A)	62	62
Piping Connections	Drain	O.D. / I.D.	mm	Ø32.0 / 26.0	Ø32.0 / 26.0
OUTDOOR				**UUD3.U30**	
Power Supply			Ø / V / Hz	3 / 380-415 / 50	
Circuit Breaker		Min.	A	20	
Power Supply Cable (Included Earth)			No x mm^2	5C x 2.5	
Dimensions	Net	W x H x D	mm	950 x 1,380 x 330	
Weight	Net		kg	85	
Compressor	Type		-	Inverter Scroll	
Refrigerant	Type / GWP (Global Warming Potential)		-	R32 / 675	
	Precharged Amount / t-CO_2eq		kg	3.0 / 2.025	
	Chargeless		m	20	
	Additional Charging Volume		g/m	40	
Fan	Air Flow Rate	Rated	m^3/min x No.	55 x 2	
Total Piping Length		Min. / Max.	m	5 / 85	
Piping Elevation	IDU - ODU	Max.	m	30	

* : Sound Pressure is not a value declared on Eurovent Program.
Note :
1. Due to our policy of innovation some specifications may be changed without notification.
2. Performances are based on the following conditions (It is accordance with EN14511)
   - Cooling : Indoor Ambient Temp 27°C DB / 19°C WB, Outdoor Ambient Temp 35°C DB / 24°C WB
   - Heating : Indoor Ambient Temp 20°C DB / 15°C WB, Outdoor Ambient Temp 7°C DB / 6°C WB
   - Interconnected Pipe is standard length and difference of Elevation (Outdoor ~ Indoor Unit) is 0m.
3. Sound Level Values are measured at Noise Measuring chamber accordance with standard. Therefore, these values depend on the ambient conditions and values are normally higher in actual operation
4. This product contains fluorinated greenhouse gases (R32)
5. For our policy of continuous product improvement, specification, design and feature are subject to change without prior notice.

STANDARD INVERTER (R32)

High Performance by Powerful cooling & heating

- High ceiling mode provides powerful cooling and heating up to 4.2m in height from floor, 15m away from ceiling.
- Optional Two thermistors control, The indoor temperature can be checked using the thermistors in the remote controller as well as from the indoor unit.
- 5 different fan speeds available for comfort, maximum cooling & heating
- Smart Sensor (Temperature Sensor + Pressure Sensor) operation can reach desired Indoor temperature more rapidly.
- Mobile LGMV (monitoring View) helps engineers to inspect and monitor an air conditioning unit easily by mobile phone
- One Touch & 2 Piece Filter, Easy in / out filter structure as well as a simplified two-piece filter, which slides out for easy cleaning and maintenance.

UV18F / UV24F / UV30F



UUB1.U20 **UUC1.U40**



LG participates in the ECP programme for EUROVENT AC program.
Check ongoing validity of certification
: www.eurovent-certification.com

COMBINATION				18	24	30
Capacity	Cooling	Min. / Rated / Max.	kW	2.0 / 5.0 / 5.8	2.7 / 6.7 / 8.0	3.1 / 7.7 / 8.8
	Heating	Min. / Rated / Max.	kW	2.3 / 5.8 / 6.7	3.0 / 7.5 / 9.0	3.4 / 8.6 / 9.6
Power Input (Set)	Cooling	Min. / Rated / Max.	kW	0.30 / 1.33 / 1.86	0.40 / 1.99 / 2.69	0.50 / 2.25 / 3.08
	Heating	Min. / Rated / Max.	kW	0.40 / 1.76 / 2.46	0.40 / 2.2 / 3.08	0.50 / 2.5 / 3.20
Running Current	Cooling / Heating	Rated	A	7.5 / 8.3	8.8 / 9.8	10.0 / 11.1
EER / COP			kWh / kWh	3.75 / 3.29	3.37 / 3.41	3.42 / 3.44
SEER / SCOP			kWh / kWh	6.6 / 4.3	7.2 / 4.2	6.8 / 4.4
Pdesign	Cooling @ 35°C		kW	5	6.7	7.7
	Heating @ -10°C		kW	4.2	4.9	5.4
Seasonal Energy Label	Cooling / Heating		-	A++ / A+	A++ / A+	A++ / A+
Annual Energy Consumption	Cooling / Heating		kWh	265 / 1,368	326 / 1,633	396 / 1,718
Dehumidification Rate			l/h	1.8	2.7	3.0
ODU Sound Pressure Level*	Cooling / Heating	Rated	dB(A)	47 / 52	48 / 52	50 / 52
ODU Sound Power Level	Cooling	Rated	dB(A)	63	65	68
Piping Connections	Liquid / Gas		mm (inch)	Ø6.35 (1/4) / Ø12.7 (1/2)	Ø9.52 (3/8) / Ø15.88 (5/8)	Ø9.52 (3/8) / Ø15.88 (5/8)
	Connections Method		-	Flared	Flared	Flared
Operation Range (Outdoor)	Cooling	Min. / Max.	°C	-15 / 50	-20 / 50	-20 / 50
	Heating	Min. / Max.	°C	-20 / 18	-20 / 18	-20 / 18
INDOOR				**UV18F.N10**	**UV24F.N10**	**UV30F.N10**
Power Supply			Ø / V / Hz	1 / 220-240 / 50	1 / 220-240 / 50	1 / 220-240 / 50
Power Input (IDU)		H / M / L	W	17 / 15 / 13	33 / 26 / 19	47 / 40 / 33
Air Flow Rate		H / M / L	m^3/min	13 / 12 / 11	16 / 15 / 14	19 / 17.5 / 16
Dimensions	Body	W x H x D	mm	1,200 x 235 x 690	1,200 x 235 x 690	1,200 x 235 x 690
Weight	Body		kg	27.3	28	28
Sound Pressure Level*	Cooling	H / M / L	dB (A)	42 / 40 / 39	46 / 45 / 43	46 / 44 / 43
Sound Power Level	Cooling	Max	dB (A)	55	61	62
Piping Connections	Drain	O.D. / I.D.	mm	Ø32.0 / 26.0	Ø32.0 / 26.0	Ø32.0 / 26.0
OUTDOOR				**UUB1.U20**	**UUC1.U40**	
Power Supply			Ø / V / Hz	1 / 220-240 / 50	1 / 220-240 / 50	
Circuit Breaker		Min	A	20	25	
Power Supply Cable (Included Earth)			No x mm^2	3C x 2.5	3C x 2.5	
Dimensions	Net	W x H x D	mm	870 x 650 x 330	950 x 834 x 330	
Weight	Net		kg	44.5	57.7	
Compressor	Type		-	Twin Rotary	Twin Rotary	
Refrigerant	Type / GWP (Global Warming Potential)		-	R32 / 675	R32 / 675	
	Precharged Amount / t-CO_2eq		kg	1.2 / 0.81	1.9 / 1.283	
	Chargeless		m	10	20	
	Additional Charging Volume		g/m	20	40	
Fan	Air Flow Rate	Rated	m^3/min x No.	50 x 1	58 x 1	
Total Piping Length		Min. / Max.	m	5 / 30	5 / 50	
Piping Elevation	IDU - ODU	Max	m	30	30	

* : Sound Pressure is not a value declared on Eurovent Program.
Note :
1. Due to our policy of innovation some specifications may be changed without notification.
2. Performances are based on the following conditions (It is accordance with EN14511)
   - Cooling : Indoor Ambient Temp 27°C DB / 19°C WB, Outdoor Ambient Temp 35°C DB / 24°C WB
   - Heating : Indoor Ambient Temp 20°C DB / 15°C WB, Outdoor Ambient Temp 7°C DB / 6°C WB
   - Interconnected Pipe is standard length and difference of Elevation (Outdoor ~ Indoor Unit) is 0m.
3. Sound Level Values are measured at Noise Measuring chamber accordance with standard. Therefore, these values depend on the ambient conditions and values are normally higher in actual operation
4. This product contains fluorinated greenhouse gases (R32)
5. For our policy of continuous product improvement, specification, design and feature are subject to change without prior notice.

STANDARD INVERTER (R32)

High Performance by Powerful cooling & heating

- High ceiling mode provides powerful cooling and heating up to 4.2m in height from floor, 15m away from ceiling.
- Optional Two thermistors control, The indoor temperature can be checked using the thermistors in the remote controller as well as from the indoor unit.
- 5 different fan speeds available for comfort, maximum cooling & heating
- Smart Sensor (Temperature Sensor + Pressure Sensor) operation can reach desired Indoor temperature more rapidly.
- Mobile LGMV (monitoring View) helps engineers to inspect and monitor an air conditioning unit easily by mobile phone
- One Touch & 2 Piece Filter, Easy in / out filter structure as well as a simplified two-piece filter, which slides out for easy cleaning and maintenance.
- **Operation range (heating) is -25°C ~ 18°C (Min/Max)**

UV36F / UV42F / UV48F / UV60F



UUD1 U30



LG participates in the ECP programme for EUROVENT AC program.
Check ongoing validity of certification
: www.eurovent-certification.com

COMBINATION				36	42	48	60
Capacity	Cooling	Min. / Rated / Max.	kW	3.8 / 9.5 / 12.5	4.8 / 12.1 / 14.2	5.4 / 13.4 / 15.7	5.8 / 14.4 / 15.6
	Heating	Min. / Rated / Max.	kW	4.3 / 10.8 / 13.4	5.4 / 13.5 / 15.8	6.2 / 15.5 / 17.5	6.7 / 16.8 / 18.1
Power Input (Set)	Cooling	Min. / Rated / Max.	kW	0.50 / 2.65 / 4.03	0.80 / 3.90 / 5.07	0.90 / 4.50 / 5.85	1.10 / 5.33 / 5.97
	Heating	Min. / Rated / Max.	kW	0.50 / 2.60 / 3.54	0.80 / 3.75 / 4.88	0.90 / 4.77 / 5.82	1.10 / 5.60 / 6.44
Running Current	Cooling / Heating	Rated	A	11.7 / 11.4	17.0 / 16.5	19.7 / 20.6	23.6 / 24.6
EER / COP			kWh / kWh	3.59 / 4.15	3.10 / 3.60	2.98 / 3.25	2.70 / 3.00
SEER / SCOP			kWh / kWh	6.3 / 4.1	6.3 / 4.1	5.9 / 4.1	5.7 / 4.1
Pdesign	Cooling @ 35°C		kW	9.5	12.1	13.4	14.4
	Heating @ -10°C		kW	9.5	9.5	9.5	9.5
Seasonal Energy Label	Cooling / Heating		-	A++ / A+	- / -	- / -	- / -
Annual Energy Consumption	Cooling / Heating		kWh	528 / 3,244	1,152 / 3,244	1,363 / 3,244	1,516 / 3,244
Dehumidification Rate			l/h	3.6	5.5	6.3	7.1
ODU Sound Pressure Level*	Cooling / Heating	Rated	dB(A)	50 / 50	51 / 52	52 / 53	54 / 54
ODU Sound Power Level	Cooling	Rated	dB(A)	66	69	69	71
Piping Connections	Liquid / Gas		mm (inch)	Ø9.52 (3/8) / Ø15.88 (5/8)	Ø9.52 (3/8) / Ø15.88 (5/8)	Ø9.52 (3/8) / Ø15.88 (5/8)	Ø9.52 (3/8) / Ø15.88 (5/8)
	Connections Method		-	Flared	Flared	Flared	Flared
Operation Range (Outdoor)	Cooling	Min. / Max.	°C	-20 / 52	-20 / 52	-20 / 52	-20 / 52
	Heating	Min. / Max.	°C	-25 / 18	-25 / 18	-25 / 18	-25 / 18
INDOOR				**UV36F.N20**	**UV42F.N20**	**UV48F.N20**	**UV60F.N20**
Power Supply			Ø / V / Hz	1 / 220-240 / 50	1 / 220-240 / 50	1 / 220-240 / 50	1 / 220-240 / 50
Power Input (IDU)		H / M / L	W	50 / 35 / 28	50 / 35 / 28	59 / 40 / 28	59 / 40 / 28
Air Flow Rate		H / M / L	m^3/min	28 / 24 / 20	28 / 24 / 20	30 / 25 / 20	30 / 25 / 20
Dimensions	Body	W x H x D	mm	1,600 x 235 x 690	1,600 x 235 x 690	1,600 x 235 x 690	1,600 x 235 x 690
Weight	Body		kg	36.7	36.7	36.7	36.7
Sound Pressure Level*	Cooling	H / M / L	dB (A)	46 / 43 / 40	46 / 43 / 40	48 / 44 / 40	48 / 44 / 40
Sound Power Level	Cooling	Max	dB (A)	62	62	63	63
Piping Connections	Drain	O.D. / I.D.	mm	Ø32.0 / 26.0	Ø32.0 / 26.0	Ø32.0 / 26.0	Ø32.0 / 26.0
OUTDOOR				**UUD1.U30**			
Power Supply			Ø / V / Hz	1 / 220-240 / 50			
Circuit Breaker		Min	A	40			
Power Supply Cable (Included Earth)			No x mm^2	3C x 6.0			
Dimensions	Net	W x H x D	mm	950 x 1,380 x 330			
Weight	Net		kg	85			
Compressor	Type		-	Inverter Scroll			
Refrigerant	Type / GWP (Global Warming Potential)		-	R32 / 675			
	Precharged Amount / t-CO_2eq		kg	3.0 / 2.025			
	Chargeless		m	20			
	Additional Charging Volume		g/m	40			
Fan	Air Flow Rate	Rated	m^3/min x No.	55 x 2			
Total Piping Length		Min. / Max.	m	5 / 85			
Piping Elevation	IDU - ODU	Max	m	30			

* : Sound Pressure is not a value declared on Eurovent Program.
Note :
1. Due to our policy of innovation some specifications may be changed without notification.
2. Performances are based on the following conditions (It is accordance with EN14511)
   - Cooling : Indoor Ambient Temp 27°C DB / 19°C WB, Outdoor Ambient Temp 35°C DB / 24°C WB
   - Heating : Indoor Ambient Temp 20°C DB / 15°C WB, Outdoor Ambient Temp 7°C DB / 6°C WB
   - Interconnected Pipe is standard length and difference of Elevation (Outdoor ~ Indoor Unit) is 0m.
3. Sound Level Values are measured at Noise Measuring chamber accordance with standard. Therefore, these values depend on the ambient conditions and values are normally higher in actual operation
4. This product contains fluorinated greenhouse gases (R32)
5. For our policy of continuous product improvement, specification, design and feature are subject to change without prior notice.

STANDARD INVERTER (R32)

High Performance by Powerful cooling & heating

- High ceiling mode provides powerful cooling and heating up to 4.2m in height from floor, 15m away from ceiling.
- Optional Two thermistors control, The indoor temperature can be checked using the thermistors in the remote controller as well as from the indoor unit.
- 5 different fan speeds available for comfort, maximum cooling & heating
- Smart Sensor (Temperature Sensor + Pressure Sensor) operation can reach desired Indoor temperature more rapidly.
- Mobile LGMV (monitoring View) helps engineers to inspect and monitor an air conditioning unit easily by mobile phone
- One Touch & 2 Piece Filter, Easy in / out filter structure as well as a simplified two-piece filter, which slides out for easy cleaning and maintenance.
- **Operation range (heating) is -25°C ~ 18°C (Min/Max)**

UV36F / UV42F / UV48F / UV60F



UUD3.U30



3Phase

R32

EUROVENT CERTIFIED PERFORMANCE

LG participates in the ECP programme for EUROVENT AC program.
Check ongoing validity of certification
: www.eurovent-certification.com

COMBINATION				36	42	48	60
Capacity	Cooling	Min. / Rated / Max.	kW	3.8 / 9.5 / 12.5	4.8 / 12.1 / 14.2	5.4 / 13.4 / 15.7	5.8 / 14.4 / 15.6
	Heating	Min. / Rated / Max.	kW	4.3 / 10.8 / 13.4	5.4 / 13.5 / 15.8	6.2 / 15.5 / 17.5	6.7 / 16.8 / 18.1
Power Input (Set)	Cooling	Min. / Rated / Max.	kW	0.50 / 2.65 / 4.03	0.80 / 3.90 / 5.07	0.90 / 4.50 / 5.85	1.10 / 5.33 / 5.97
	Heating	Min. / Rated / Max.	kW	0.50 / 2.60 / 3.54	0.80 / 3.75 / 4.88	0.90 / 4.77 / 5.82	1.10 / 5.60 / 6.44
Running Current	Cooling / Heating	Rated	A	4.2 / 4.1	6.1 / 5.9	7.0 / 7.3	8.2 / 8.5
EER / COP			kWh / kWh	3.59 / 4.15	3.10 / 3.60	2.98 / 3.25	2.70 / 3.00
SEER / SCOP			kWh / kWh	6.3 / 4.1	6.3 / 4.1	5.9 / 4.1	5.7 / 4.1
Pdesign	Cooling @ 35°C		kW	9.5	12.1	13.4	14.4
	Heating @ -10°C		kW	9.5	9.5	9.5	9.5
Seasonal Energy Label	Cooling / Heating		-	A++ / A+	- / -	- / -	- / -
Annual Energy Consumption	Cooling / Heating		kWh	528 / 3,244	1,152 / 3,244	1,363 / 3,244	1,516 / 3,244
Dehumidification Rate			l/h	3.6	5.5	6.3	7.1
ODU Sound Pressure Level*	Cooling / Heating	Rated	dB(A)	50 / 50	51 / 52	52 / 53	54 / 54
ODU Sound Power Level	Cooling	Rated	dB(A)	66	69	69	71
Piping Connections	Liquid / Gas		mm (inch)	Ø9.52 (3/8) / Ø15.88 (5/8)	Ø9.52 (3/8) / Ø15.88 (5/8)	Ø9.52 (3/8) / Ø15.88 (5/8)	Ø9.52 (3/8) / Ø15.88 (5/8)
	Connections Method		-	Flared	Flared	Flared	Flared
Operation Range (Outdoor)	Cooling	Min. / Max.	°C	-20 / 52	-20 / 52	-20 / 52	-20 / 52
	Heating	Min. / Max.	°C	-25 / 18	-25 / 18	-25 / 18	-25 / 18
INDOOR				**UV36F.N20**	**UV42F.N20**	**UV48F.N20**	**UV60F.N20**
Power Supply			Ø / V / Hz	1 / 220-240 / 50	1 / 220-240 / 50	1 / 220-240 / 50	1 / 220-240 / 50
Power Input (IDU)		H / M / L	W	50 / 35 / 28	50 / 35 / 28	59 / 40 / 28	59 / 40 / 28
Air Flow Rate		H / M / L	m^3/min	28 / 24 / 20	28 / 24 / 20	30 / 25 / 20	30 / 25 / 20
Dimensions	Body	W x H x D	mm	1,600 x 235 x 690	1,600 x 235 x 690	1,600 x 235 x 690	1,600 x 235 x 690
Weight	Body		kg	36.7	36.7	36.7	36.7
Sound Pressure Level*	Cooling	H / M / L	dB (A)	46 / 43 / 40	46 / 43 / 40	48 / 44 / 40	48 / 44 / 40
Sound Power Level	Cooling	Max.	dB (A)	62	62	63	63
Piping Connections	Drain	O.D. / I.D.	mm	Ø32.0 / 26.0	Ø32.0 / 26.0	Ø32.0 / 26.0	Ø32.0 / 26.0
OUTDOOR				**UUD3.U30**			
Power Supply			Ø / V / Hz	3 / 380-415 / 50			
Circuit Breaker		Min.	A	20			
Power Supply Cable (Included Earth)			No x mm^2	5C x 2.5			
Dimensions	Net	W x H x D	mm	950 x 1,380 x 330			
Weight	Net		kg	85			
Compressor	Type		-	Inverter Scroll			
Refrigerant	Type / GWP (Global Warming Potential)		-	R32 / 675			
	Precharged Amount / t-CO_2eq		kg	3.0 / 2.025			
	Chargeless		m	20			
	Additional Charging Volume		g/m	40			
Fan	Air Flow Rate	Rated	m^3/min x No.	55 x 2			
Total Piping Length		Min. / Max.	m	5 / 85			
Piping Elevation	IDU - ODU	Max.	m	30			

* : Sound Pressure is not a value declared on Eurovent Program.
Note :
1. Due to our policy of innovation some specifications may be changed without notification.
2. Performances are based on the following conditions (It is accordance with EN14511)
   - Cooling : Indoor Ambient Temp 27°C DB / 19°C WB, Outdoor Ambient Temp 35°C DB / 24°C WB
   - Heating : Indoor Ambient Temp 20°C DB / 15°C WB, Outdoor Ambient Temp 7°C DB / 6°C WB
   - Interconnected Pipe is standard length and difference of Elevation (Outdoor ~ Indoor Unit) is 0m.
3. Sound Level Values are measured at Noise Measuring chamber accordance with standard. Therefore, these values depend on the ambient conditions and values are normally higher in actual operation
4. This product contains fluorinated greenhouse gases (R32)
5. For our policy of continuous product improvement, specification, design and feature are subject to change without prior notice.

COMPACT INVERTER (R32)

High Performance by Powerful cooling & heating

- High ceiling mode provides powerful cooling and heating up to 4.2m in height from floor, 15m away from ceiling.
- Optional Two thermistors control, The indoor temperature can be checked using the thermistors in the remote controller as well as from the indoor unit.
- 5 different fan speeds available for comfort, maximum cooling & heating
- Smart Sensor (Temperature Sensor + Pressure Sensor) operation can reach desired Indoor temperature more rapidly.
- Mobile LGMV (monitoring View) helps engineers to inspect and monitor an air conditioning unit easily by mobile phone
- One Touch & 2 Piece Filter, Easy in / out filter structure as well as a simplified two-piece filter, which slides out for easy cleaning and maintenance.

UV18F / UV24F / UV30F / UV36F



UUA1.UL0 UUB1.U20 UUC1.U40



R32

EUROVENT CERTIFIED PERFORMANCE

LG participates in the ECP programme for EUROVENT AC program.
Check ongoing validity of certification
: www.eurovent-certification.com

COMBINATION				18	24	30	36
Capacity	Cooling	Min. / Rated / Max.	kW	1.8 / 5.0 / 5.5	2.7 / 6.8 / 7.5	3.0 / 7.5 / 8.3	3.8 / 9.5 / 10.5
	Heating	Min. / Rated / Max.	kW	2.2 / 5.3 / 5.8	2.9 / 7.3 / 8.4	3.2 / 8.0 / 8.8	4.1 / 10.3 / 11.5
Power Input (Set)	Cooling	Min. / Rated / Max.	kW	0.32 / 1.61 / 1.93	0.40 / 2.06 / 2.47	0.50 / 2.42 / 2.90	0.70 / 3.28 / 3.87
	Heating	Min. / Rated / Max.	kW	0.30 / 1.44 / 1.86	0.40 / 2.23 / 2.90	0.50 / 2.48 / 3.22	0.60 / 2.78 / 3.45
Running Current	Cooling / Heating	Rated	A	7.2 / 6.4	9.0 / 9.7	10.6 / 10.8	14.6 / 12.3
EER / COP			kWh / kWh	3.10 / 3.70	3.30 / 3.28	3.10 / 3.23	2.90 / 3.70
SEER / SCOP			kWh / kWh	6.6 / 4.6	6.6 / 4.2	6.6 / 4.3	6.1 / 4.2
Pdesign	Cooling @ 35°C		kW	5	6.8	7.5	9.5
	Heating @ -10°C		kW	2.9	4.3	4.4	5.5
Seasonal Energy Label	Cooling / Heating		-	A++ / A++	A++ / A+	A++ / A+	A++ / A+
Annual Energy Consumption	Cooling / Heating		kWh	265 / 883	361 / 1,433	398 / 1,433	545 / 1,833
Dehumidification Rate			l/h	1.7	2.4	2.8	3.6
ODU Sound Pressure Level*	Cooling / Heating	Rated	dB(A)	49 / 52	48 / 53	50 / 54	54 / 56
ODU Sound Power Level	Cooling	Rated	dB(A)	65	65	67	70
Piping Connections	Liquid / Gas		mm (inch)	Ø6.35 (1/4) / Ø12.7 (1/2)	Ø9.52 (3/8) / Ø15.88 (5/8)	Ø9.52 (3/8) / Ø15.88 (5/8)	Ø9.52 (3/8) / Ø15.88 (5/8)
	Connections Method		-	Flared	Flared	Flared	Flared
Operation Range (Outdoor)	Cooling	Min. / Max.	°C	-10 / 50	-10 / 48	-10 / 48	-20 / 50
	Heating	Min. / Max.	°C	-10 / 18	-15 / 18	-15 / 18	-15 / 18
INDOOR				**UV18F.N10**	**UV24F.N10**	**UV30F.N10**	**UV36F.N20**
Power Supply			Ø / V / Hz	1 / 220-240 / 50	1 / 220-240 / 50	1 / 220-240 / 50	1 / 220-240 / 50
Power Input (IDU)		H / M / L	W	17 / 15 / 13	33 / 26 / 19	47 / 40 / 33	50 / 35 / 28
Air Flow Rate		H / M / L	m^3/min	13 / 12 / 11	16 / 15 / 14	19 / 17.5 / 16	28 / 24 / 20
Dimensions	Body	W x H x D	mm	1,200 x 235 x 690	1,200 x 235 x 690	1,200 x 235 x 690	1,600 x 235 x 690
Weight	Body		kg	27.3	28	28	36.7
Sound Pressure Level*	Cooling	H / M / L	dB (A)	42 / 40 / 39	46 / 45 / 43	46 / 44 / 43	46 / 43 / 40
Sound Power Level	Cooling	Max.	dB (A)	55	61	62	62
Piping Connections	Drain	O.D. / I.D.	mm	Ø32.0 / 26.0	Ø32.0 / 26.0	Ø32.0 / 26.0	Ø32.0 / 26.0
OUTDOOR				**UUA1.UL0**	**UUB1.U20**		**UUC1.U40**
Power Supply			Ø / V / Hz	1 / 220-240 / 50	1 / 220-240 / 50		1 / 220-240 / 50
Circuit Breaker		Min.	A	15	20		25
Power Supply Cable (Included Earth)			No x mm^2	3C x 1.5	3C x 2.5		3C x 2.5
Dimensions	Net	W x H x D	mm	770 x 545 x 288	870 x 650 x 330		950 x 834 x 330
Weight	Net		kg	33.3	44.5		57.7
Compressor	Type		-	Twin Rotary	Twin Rotary		Twin Rotary
Refrigerant	Type / GWP (Global Warming Potential)		-	R32 / 675	R32 / 675		R32 / 675
	Precharged Amount / t-CO_2eq		kg	1.0 / 0.675	1.2 / 0.81		1.9 / 1.283
	Chargeless		m	10	10		20
	Additional Charging Volume		g/m	20	40		40
Fan	Air Flow Rate	Rated	m^3/min x No.	28 x 1	50 x 1		58 x 1
Total Piping Length		Min. / Max.	m	5 / 30	5 / 35		5 / 50
Piping Elevation	IDU - ODU	Max.	m	30	30		30

* : Sound Pressure is not a value declared on Eurovent Program.
Note :
1. Due to our policy of innovation some specifications may be changed without notification.
2. Performances are based on the following conditions (It is accordance with EN14511)
   - Cooling : Indoor Ambient Temp 27°C DB / 19°C WB, Outdoor Ambient Temp 35°C DB / 24°C WB
   - Heating : Indoor Ambient Temp 20°C DB / 15°C WB, Outdoor Ambient Temp 7°C DB / 6°C WB
   - Interconnected Pipe is standard length and difference of Elevation (Outdoor ~ Indoor Unit) is 0m.
3. Sound Level Values are measured at Noise Measuring chamber accordance with standard. Therefore, these values depend on the ambient conditions and values are normally higher in actual operation.
4. This product contains fluorinated greenhouse gases. (R32)
5. For our policy of continuous product improvement, specification, design and feature are subject to change without prior notice.

CONSOLE



Optimized Air Flow for Cooling & Heating

During cooling operation, the vane adjusts upwards to direct the air flow toward the ceiling. During heating operation, the van directs the air flow toward the floor to balance out the room temperature. A wireless controller is included with the indoor console unit.

Cooling

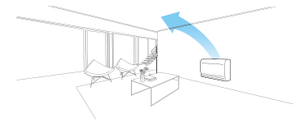

Heating (Normal)

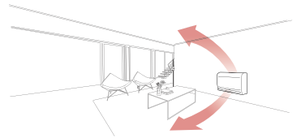

Heating (Floor Heating Mode)

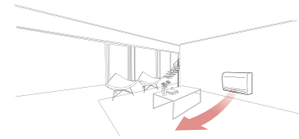

Quick Floor Heating

Console air conditioners portray high speed and powerful performance. Using the floor heating mode, console air conditioners provide floor heating at a faster pace in order to reach desired temperature more quickly.

		Company A	Electric Heater	LG	LG Floor Heating Mode
27°C / 15°C	Vertical				
	Horizontal				
Lead Time for Heating (13°C ~ 21°C)		12 minutes 30 seconds	50 minutes	9 minutes 30 seconds	8 minutes 40 seconds

※ Test Condition : Target Temp 23°C, Indoor Room : 13°C~ , Outdoor Room : 7°C

5-Step Vane Control

There are 5 different stages to control the air flow direction

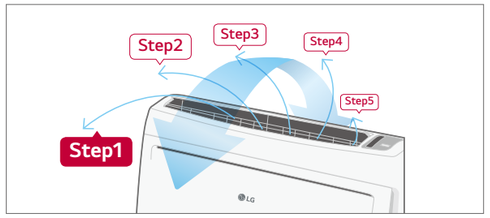

Easy Installation and Service

6 Different Ways to Install Piping

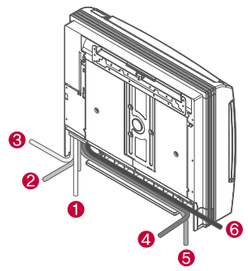

Easy Slide-type PCB

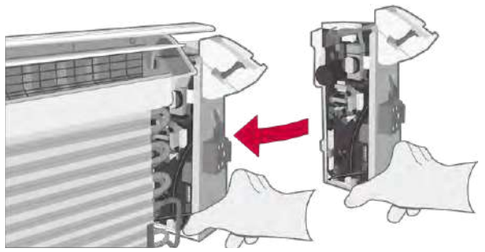

STANDARD INVERTER (R32)

Optimized Air Flow for Cooling & Heating

- During cooling operation, the vane adjusts upwards to direct the air flow toward the ceiling. During heating operation, the van directs the air flow toward the floor to balance out the room temperature.
- Optional Two thermistors control, The indoor temperature can be checked using the thermistors in the remote controller as well as from the indoor unit.
- 5 step vane control for the air flow direction
- Smart Sensor (Temperature Sensor + Pressure Sensor) operation can reach desired Indoor temperature more rapidly.
- Mobile LGMV (monitoring View) helps engineers to inspect and monitor an air conditioning unit easily by mobile phone
- Easy Installation, 6 different ways to Install piping
- Easy Service , Easy Slide-Type PCB
- **Standard for Wi-Fi (Embedded)**
- **Standard for Ionizer**
- **Standard for Wireless controller with the indoor console unit.**

UQ09F / UQ12F / UQ18F



UUA1.UL0 **UUB1.U20**



R32

EUROVENT CERTIFIED PERFORMANCE

LG participates in the ECP programme for EUROVENT AC program.
Check ongoing validity of certification : www.eurovent-certification.com

COMBINATION				9	12	18
Capacity	Cooling	Min. / Rated / Max.	kW	1.5 / 2.6 / 3.4	1.5 / 3.5 / 4.0	2.0 / 5.0 / 5.8
	Heating	Min. / Rated / Max.	kW	1.6 / 3.1 / 3.9	1.6 / 4.0 / 4.3	2.0 / 4.9 / 5.4
Power Input (Set)	Cooling	Min. / Rated / Max.	kW	0.30 / 0.65 / 0.91	0.30 / 1.00 / 1.46	0.40 / 1.75 / 2.45
	Heating	Min. / Rated / Max.	kW	0.30 / 0.74 / 1.08	0.30 / 1.05 / 1.58	0.30 / 1.56 / 2.11
Running Current	Cooling / Heating	Rated	A	2.9 / 3.3	4.4 / 4.7	8.3 / 8.0
EER / COP			kWh / kWh	4.00 / 4.20	3.50 / 3.80	2.85 / 3.14
SEER / SCOP			kWh / kWh	6.5 / 4.0	6.4 / 4.0	5.8 / 3.8
Pdesign	Cooling @ 35°C		kW	2.6	3.5	5
	Heating @ -10°C		kW	2.8	3	3.8
Seasonal Energy Label	Cooling / Heating		-	A++ / A+	A++ / A+	A+ / A
Annual Energy Consumption	Cooling / Heating		kWh	140 / 980	191 / 1,050	302 / 1,396
Dehumidification Rate			l/h	0.7	1.3	2.4
ODU Sound Pressure Level*	Cooling / Heating	Rated	dB(A)	49 / 52	49 / 52	47 / 52
ODU Sound Power Level	Cooling	Rated	dB(A)	65	65	63
Piping Connections	Liquid / Gas		mm (inch)	Ø6.35 (1/4) / Ø9.52 (3/8)	Ø6.35 (1/4) / Ø9.52 (3/8)	Ø6.35 (1/4) / Ø12.7 (1/2)
	Connections Method		-	Flared	Flared	Flared
Operation Range (Outdoor)	Cooling	Min. / Max.	°C	-15 / 50	-15 / 50	-15 / 50
	Heating	Min. / Max.	°C	-20 / 18	-20 / 18	-20 / 18
INDOOR				**UQ09F.NA0**	**UQ12F.NA0**	**UQ18F.NA0**
Power Supply			Ø / V / Hz	1 / 220-240 / 50	1 / 220-240 / 50	1 / 220-240 / 50
Power Input (IDU)		H / M / L	W	37 / 30 / 25	37 / 30 / 25	44 / 39 / 35
Air Flow Rate		H / M / L	m^3/min	8.5 / 6.7 / 5.0	8.5 / 6.7 / 5.0	10.1 / 8.6 / 7.2
Dimensions	Body	W x H x D	mm	700 x 600 x 210	700 x 600 x 210	700 x 600 x 210
Weight	Body		kg	16.3	16.3	16.3
Sound Pressure Level*	Cooling	H / M / L	dB(A)	38 / 32 / 27	38 / 32 / 27	44 / 39 / 35
Sound Power Level	Cooling	Max.	dB(A)	59	59	60
Piping Connections	Drain	O.D. / I.D.	mm	Ø16.7 / 12.2	Ø16.7 / 12.2	Ø16.7 / 12.2
OUTDOOR				**UUA1.UL0**		**UUB1.U20**
Power Supply			Ø / V / Hz	1 / 220-240 / 50		1 / 220-240 / 50
Circuit Breaker		Min.	A	15		20
Power Supply Cable (Included Earth)			No x mm^2	3C x 1.5		3C x 2.5
Dimensions	Net	W x H x D	mm	770 x 545 x 288		870 x 650 x 330
Weight	Net		kg	33.3		44.5
Compressor	Type		-	Twin Rotary		Twin Rotary
Refrigerant	Type / GWP (Global Warming Potential)		-	R32 / 675		R32 / 675
	Precharged Amount / t-CO_2eq		kg	1.0 / 0.675		1.2 / 0.81
	Chargeless		m	10		10
	Additional Charging Volume		g/m	20		20
Fan	Air Flow Rate	Rated	m^3/min x No.	28 x 1		50 x 1
Total Piping Length		Min. / Max.	m	5 / 30		5 / 30
Piping Elevation	IDU - ODU	Max.	m	30		30

* : Sound Pressure is not a value declared on Eurovent Program.

Note :

1. Due to our policy of innovation some specifications may be changed without notification.
2. Performances are based on the following conditions (It is accordance with EN14511)
   - Cooling : Indoor Ambient Temp 27°C DB / 19°C WB, Outdoor Ambient Temp 35°C DB / 24°C WB
   - Heating : Indoor Ambient Temp 20°C DB / 15°C WB, Outdoor Ambient Temp 7°C DB / 6°C WB
   - Interconnected Pipe is standard length and difference of Elevation (Outdoor ~ Indoor Unit) is 0m.
3. Sound Level Values are measured at Noise Measuring chamber accordance with standard. Therefore, these values depend on the ambient conditions and values are normally higher in actual operation.
4. This product contains fluorinated greenhouse gases. (R32)
5. For our policy of continuous product improvement, specification, design and feature are subject to change without prior notice.

FLOOR STANDING



Stylish Design

A 2013 Reddot design award winner, the new LG floor standing air conditioner is ideal for modern interiors in your home or office.



reddot design award
winner 2013

Quick Response

Offering powerful cooling, the commercial air conditioning system can reach a set temperature in a shorter period of time. Meanwhile, the Power Heating function provides the optimal air flow angle, guaranteeing a faster heating performance.

Cooling

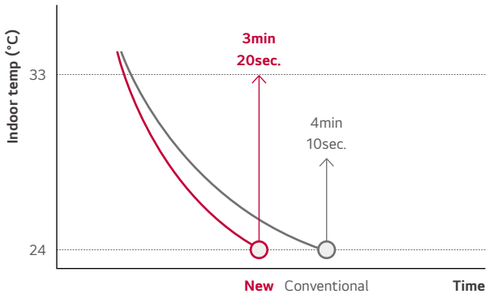

Heating

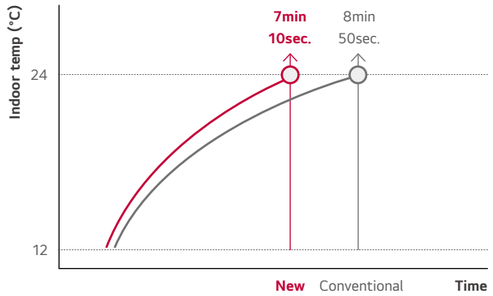

Powerful Air Flow

The new LG floor standing air conditioner is efficient for using in large areas due to its powerful cooling and heating operation. The powerful air speed and volume means the air flow can reach up to 20m away from the air conditioner.



STANDARD INVERTER (R410A)

High Performance by Power Air Flow

- Efficient for using in large areas due to its powerful cooling and heating operation. The powerful air speed and volume means the air flow can reach up to 20m away from the air conditioner
- Automatic fan speed selection thru selectable 4-step fan speed.
- Smart Sensor (Temperature Sensor + Pressure Sensor) operation can reach desired Indoor temperature more rapidly.
- Mobile LGMV (monitoring View) helps engineers to inspect and monitor an air conditioning unit easily by mobile phone
- **Standard for Wireless controller with the flooring standing unit.**

UP48



UU48W.U32



UU49W.U32



LG participates in the ECP programme for EUROVENT AC program.
Check ongoing validity of certification
: www.eurovent-certification.com

INDOOR				UP48.NT2
Capacity	Cooling	Min. / Nom. / Max.	kW	6.0 / 13.4 / 15.2
	Heating	Min. / Nom. / Max.	kW	6.0 / 15.5 / 17.1
Low Temperature Capacity	Heating -7°C	Max.	kW	16.0
Power Input (Set)	Cooling	Nom.	kW	4.2
	Heating	Nom.	kW	4.5
Power Input (Indoor)		Nom.	W	200
Running Current	Cooling / Heating	Nom.	A	18.1 / 19.5
Power Supply			Ø / V / Hz	1 / 220-240 / 50
EER				3.21
COP				3.41
SEER				5.05
SCOP				3.51
Pdesign (@ -10°C)			kW	11.5
Seasonal Energy Label	Cooling / Heating			-
Annual Energy Consumption	Cooling / Heating		kWh	-
Piping Connection	Liquid / Gas		mm (inch)	Ø9.52 (3/8) / Ø15.88 (5/8)
	Drain	O.D. / I.D.	mm	32 / 25
Air Flow Rate		High / Medium / Low	m^3/min	31 / 27 / 23
Sound Pressure*	Cooling	High / Medium / Low	dB(A)	52 / 49 / 45
Sound Power	Cooling	Max.	dB(A)	65
Dehumidification Rate			l/h	5.0
Dimensions	Body	W x H x D	mm	590 x 1,840 x 460
Net Weight	Body		kg	50.0

OUTDOOR				UU48W.U32	UU49W.U32
Compressor	Type			Twin Rotary	Twin Rotary
Airflow Rate		Nom	m^3/min	110	110
Sound Pressure*	Cooling	Nom	dB(A)	52	52
	Heating	Nom	dB(A)	54	54
Sound Power	Cooling	Max	dB(A)	72	68
Dimensions	W x H x D		mm	950 x 1,380 x 330	950 x 1,380 x 330
Net Weight			kg	92.0	96.0
Refrigerant	Type		-	R410A	R410A
	Charge		g	3,400	3,400
	Additional Charge		g/m	40	40
	GWP		-	2087.5	2087.5
	t-CO_2eq		-	7.1	7.1
Operation Range (Outdoor)	Cooling	Min. / Max.	°C DB	-15 / 48	-15 / 48
	Heating	Min. / Max.	°C WB	-18 / 18	-18 / 18
Power Supply			Ø / V / Hz	1 / 220-240 / 50	3 / 380-415 / 50
Power Supply Cable			No. x mm^2	3C x 5.0	5C x 5.0
Transmission Cable			No. x mm^2	4C x 0.75	4C x 0.75
Circuit Breaker			A	40	20
Piping Length Total		Min. / Max.	m	5 / 75	5 / 75
Piping Elevation Difference	IDU - ODU	Max.	m	30	30
Piping Connection	Liquid		mm (inch)	Ø9.52 (3/8)	Ø9.52 (3/8)
	Gas		mm (inch)	Ø15.88 (5/8)	Ø15.88 (5/8)

* : Sound Pressure is not a value declared on Eurovent Program.
Note :
1. Due to our policy of innovation some specifications may be changed without notification.
2. Performances are based on the following conditions (It is accordance with EN14511)
   - Cooling : Indoor Ambient Temp 27°C DB / 19°C WB, Outdoor Ambient Temp 35°C DB / 24°C WB
   - Heating : Indoor Ambient Temp 20°C DB / 15°C WB, Outdoor Ambient Temp 7°C DB / 6°C WB
   - Interconnected Pipe is standard length and difference of Elevation (Outdoor ~ Indoor Unit) is 0m.
3. Sound Level Values are measured at Noise Measuring chamber accordance with standard. Therefore, these values depend on the ambient conditions and values are normally higher in actual operation.
4. This product contains fluorinated greenhouse gases. (R410A)
5. For our policy of continuous product improvement, specification, design and feature are subject to change without prior notice.

WALL MOUNTED



STANDARD INVERTER (R32)

High Performance with Wide Operation Range

- **Operation range (heating) is -20°C ~ 18°C (Min/Max)**
- The interior of the air conditioner is maintained clean by drying off the heat exchanger. (Prevents the formation of mold and odors on the heat exchanger)
- The air is comfortably spread up, down, left and rightwards by 6 different discharge angles via the remote control
- Smart Sensor (Temperature Sensor + Pressure Sensor) operation can reach desired Indoor temperature more rapidly.
- Mobile LGMV (monitoring View) helps engineers to inspect and monitor an air conditioning unit easily by mobile phone
- **Standard for Wi-Fi (Embedded)**
- **Standard for Wireless controller with the flooring standing unit.**

MJ09PC / MJ12PC



UUA1.UL0



R32

LG participates in the ECP programme for EUROVENT AC program.
Check ongoing validity of certification
: www.eurovent-certification.com

COMBINATION				9	12
Capacity	Cooling	Min. / Rated / Max.	kW	1.50 / 2.50 / 3.20	1.50 / 3.50 / 4.00
	Heating	Min. / Rated / Max.	kW	1.80 / 3.20 / 3.70	1.80 / 4.00 / 4.40
Power Input	Cooling	Min. / Rated / Max.	kW	0.30 / 0.58 / 0.84	0.33 / 0.97 / 1.48
	Heating	Min. / Rated / Max.	kW	0.30 / 0.71 / 0.85	0.33 / 1.00 / 1.48
Running Current	Cooling / Heating	Rated	A	2.60 / 3.20	4.40 / 4.50
EER / COP			kWh / kWh	4.30 / 4.50	3.60 / 4.00
SEER / SCOP			kWh / kWh	7.00 / 4.00	6.60 / 4.00
Pdesign	Cooling @ 35°C		kW	2.5	3.5
	Heating @-10°C		kW	2.8	2.8
Seasonal Energy Label		Cooling / Heating	-	A++ / A+	A++ / A+
Annual Energy Consumption		Cooling / Heating	kWh	125 / 980	186 / 980
Dehumidification Rate			ℓ/h	1.90	1.90
ODU Sound Pressure Level*	Cooling	Rated	dB(A)	49	49
	Heating	Rated	dB(A)	52	52
ODU Sound Power Level	Cooling	Rated	dB(A)	65	65
	Heating	Rated	dB(A)	-	-
Piping Connections	Liquid / Gas	Outer Dia.	mm (inch)	Ø 6.35 (1/4) / Ø 9.52 (3/8)	Ø 6.35 (1/4) / Ø 9.52 (3/8)
	Connections Method			Flare	Flare
Operation Range (Outdoor)	Cooling	Min. / Max.	°C	-15 / 50	-15 / 50
	Heating	Min. / Max.	°C	-20 / 18	-20 / 18
INDOOR				**MJ09PC.NSJ**	**MJ12PC.NSJ**
Power Supply			Ø / V / Hz	1 / 220-240 / 50	1 / 220-240 / 50
Power Input	Min. / Nom. / Max.		W	11 / 18 / 30	11 / 19 / 30
Air Flow Rate		H / M / L	m^3/min	7.6 / 6.2 / 4.8	8.0 / 6.6 / 5.5
Dimensions	Body	W x H x D	mm	818 x 316 x 189	818 x 316 x 189
Weight	Body		kg (lbs)	8.2 (18.1)	8.2 (18.1)
	Shipping		kg (lbs)	10.2 (22.5)	10.2 (22.5)
Sound Pressure Level*	Cooling	H / M / L	dB(A)	36 / 32 / 27	38 / 34 / 29
Sound Power Level	Cooling	Max.	dB(A)	56	56
Piping Connections	Drain	O.D. / I.D.	mm	Ø 21.5 / 16.0	Ø 21.5 / 16.0
OUTDOOR				**UUA1.UL0**	
Power Supply			Ø / V / Hz	1 / 220-240 / 50	
Circuit Breaker		Min.	A	15	
Power Supply Cable (included Earth)			No. x mm^2	3C x 1.5	
Dimensions	Net	W x H x D	mm	770 x 545 x 288	
Weight	Net		kg	33.3	
Compressor	Type		-	Twin Rotary	
Refrigerant	Type / GWP (Global Warming Potential)		-	R32 / 675	
	Precharged Amount / t-CO_2eq.		kg	1.0 / 0.675	
	Control		-	EEV	
	Chargeless		m	10	
	Additional Charging Volume		g/m	20	
	Air Flow Rate	Rated	m^3/min x No.	28 x 1	
Total Piping Length		Min. / Max.	m	5.0 / 30.0	
Piping Elevation	IDU-ODU	Max..	m	30	

* : Sound Pressure is not a value declared on Eurovent Program.

Note :

1. Due to our policy of innovation some specifications may be changed without notification.
2. Performances are based on the following conditions (It is accordance with EN14511)
   - Cooling : Indoor Ambient Temp 27°C DB / 19°C WB, Outdoor Ambient Temp 35°C DB / 24°C WB
   - Heating : Indoor Ambient Temp 20°C DB / 15°C WB, Outdoor Ambient Temp 7°C DB / 6°C WB
   - Interconnected Pipe is standard length and difference of Elevation (Outdoor ~ Indoor Unit) is 0m.
3. Sound Level Values are measured at Noise Measuring chamber accordance with standard. Therefore, these values depend on the ambient conditions and values are normally higher in actual operation.
4. This product contains fluorinated greenhouse gases. (R32)
5. For our policy of continuous product improvement, specification, design and feature are subject to change without prior notice.

STANDARD INVERTER (R32)

High Performance with Wide Operation Range

- **Operation range (heating) is -20°C ~ 18°C (Min/Max)**
- The interior of the air conditioner is maintained clean by drying off the heat exchanger. (Prevents the formation of mold and odors on the heat exchanger)
- The air is comfortably spread up, down, left and rightwards by 6 different discharge angles via the remote control
- Smart Sensor (Temperature Sensor + Pressure Sensor) operation can reach desired Indoor temperature more rapidly.
- Mobile LGMV (monitoring View) helps engineers to inspect and monitor an air conditioning unit easily by mobile phone
- **Standard for Wi-Fi (Embedded)**
- **Standard for Wireless controller with the flooring standing unit.**

MJ18PC / MJ24PC



UUB1.U20 UUC1.U40



LG participates in the ECP programme for EUROVENT AC program.
Check ongoing validity of certification
: www.eurovent-certification.com

COMBINATION				18	24
Capacity	Cooling	Min. / Rated / Max.	kW	2.00 / 5.00 / 7.00	2.70 / 6.80 / 7.70
	Heating	Min. / Rated / Max.	kW	2.30 / 5.80 / 6.10	3.00 / 6.90 / 7.24
Power Input	Cooling	Min. / Rated / Max.	kW	0.30 / 1.39 / 2.63	0.40 / 2.00 / 2.57
	Heating	Min. / Rated / Max.	kW	0.30 / 1.71 / 1.96	0.40 / 2.30 / 2.50
Running Current	Cooling / Heating	Rated	A	6.30 / 7.70	9.10 / 10.60
EER / COP			kWh / kWh	3.61 / 3.40	3.40 / 3.00
SEER / SCOP			kWh / kWh	6.80 / 4.00	6.70 / 3.90
Pdesign	Cooling @ 35°C		kW	5.0	6.8
	Heating @-10°C		kW	4.1	5.0
Seasonal Energy Label		Cooling / Heating	-	A++ / A+	A++ / A
Annual Energy Consumption		Cooling / Heating	kWh	257 / 1,365	355 / 1,795
Dehumidification Rate			ℓ/h	3.35	3.50
ODU Sound Pressure Level*	Cooling	Rated	dB(A)	47	48
	Heating	Rated	dB(A)	52	52
ODU Sound Power Level	Cooling	Rated	dB(A)	63	65
	Heating	Rated	dB(A)	-	-
Piping Connections	Liquid / Gas	Outer Dia.	mm (inch)	Ø 6.35 (1/4) / Ø 12.7 (1/2)	Ø 9.52 (3/8) / Ø 15.88 (5/8)
	Connections Method			Flare	Flare
Operation Range (Outdoor)	Cooling	Min. / Max.	°C	-15 / 50	-20 / 50
	Heating	Min. / Max.	°C	-20 / 18	-20 / 18
INDOOR				**MJ18PC.NSK**	**MJ24PC.NSK**
Power Supply			Ø / V / Hz	1 / 220-240 / 50	1 / 220-240 / 50
Power Input	Min. / Nom. / Max.		W	26 / 39 / 60	27 / 45 / 60
Air Flow Rate		H / M / L	m^3/min	15.8 / 12.4 / 10.0	16.9 / 12.8 / 10.4
Dimensions	Body	W x H x D	mm	975 x 354 x 209	975 x 354 x 209
Weight	Body		kg (lbs)	10.9 (24.0)	11.5 (25.4)
	Shipping		kg (lbs)	13.9 (30.6)	14.5 (32.0)
Sound Pressure Level*	Cooling	H / M / L	dB(A)	44 / 38 / 34	46 / 41 / 36
Sound Power Level	Cooling	Max	dB(A)	59	65
Piping Connections	Drain	O.D. / I.D.	mm	Ø 21.5 / 16.0	Ø 21.5 / 16.0
OUTDOOR				**UUB1.U20**	**UUC1.U40**
Power Supply			Ø / V / Hz	1 / 220-240 / 50	1 / 220-240 / 50
Circuit Breaker		Min	A	20	25
Power Supply Cable (included Earth)			No. x mm^2	3C x 2.5	3C x 2.5
Dimensions	Net	W x H x D	mm	870 x 650 x 330	950 x 834 x 330
Weight	Net		kg	44.5	57.7
Compressor	Type		-	Twin Rotary	Twin Rotary
Refrigerant	Type / GWP (Global Warming Potential)		-	R32 / 675	R32 / 675
	Precharged Amount / t-CO_2eq.		kg	1.2 / 0.810	1.9 / 1.283
	Control		-	EEV	EEV
	Chargeless		m	10	20
	Additional Charging Volume		g/m	20	40
	Air Flow Rate	Rated	m^3/min x No.	50 x 1	58 x 1
Total Piping Length		Min. / Max.	m	5.0 / 35.0	5.0 / 50.0
Piping Elevation	IDU-ODU	Max.	m	30	30

* : Sound Pressure is not a value declared on Eurovent Program.
Note :
1. Due to our policy of innovation some specifications may be changed without notification.
2. Performances are based on the following conditions (It is accordance with EN14511)
   - Cooling : Indoor Ambient Temp 27°C DB / 19°C WB, Outdoor Ambient Temp 35°C DB / 24°C WB
   - Heating : Indoor Ambient Temp 20°C DB / 15°C WB, Outdoor Ambient Temp 7°C DB / 6°C WB
   - Interconnected Pipe is standard length and difference of Elevation (Outdoor ~ Indoor Unit) is 0m.
3. Sound Level Values are measured at Noise Measuring chamber accordance with standard. Therefore, these values depend on the ambient conditions and values are normally higher in actual operation.
4. This product contains fluorinated greenhouse gases. (R32)
5. For our policy of continuous product improvement, specification, design and feature are subject to change without prior notice.

STANDARD INVERTER (R32)

High Performance with Wide Operation Range

- **Operation range (heating) is -20°C ~ 18°C (Min/Max) for US30F**
- **Operation range (heating) is -25°C ~ 18°C (Min/Max) for US36F**
- The interior of the air conditioner is maintained clean by drying off the heat exchanger. (Prevents the formation of mold and odors on the heat exchanger)
- The air is comfortably spread up, down, left and rightwards by 6 different discharge angles via the remote control
- Smart Sensor (Temperature Sensor + Pressure Sensor) operation can reach desired Indoor temperature more rapidly.
- Mobile LGMV (monitoring View) helps engineers to inspect and monitor an air conditioning unit easily by mobile phone
- **Standard for Wi-Fi (Embedded)**
- **Standard for Wireless controller with the flooring standing unit.**

US30F / US36F



UUC1.U40 UUD1.U30 UUD3.U30



LG participates in the ECP programme for EUROVENT AC program.
Check ongoing validity of certification
: www.eurovent-certification.com

COMBINATION				30	36	36
Capacity	Cooling	Min. / Rated / Max.	kW	3.2 / 8.0 / 9.0	3.8 / 9.5 / 12.5	3.8 / 9.5 / 12.5
	Heating	Min. / Rated / Max.	kW	3.6 / 9.0 / 10.0	4.3 / 10.8 / 13.4	4.3 / 10.8 / 13.4
Power Input (Set)	Cooling	Min. / Rated / Max.	kW	0.50 / 2.28 / 3.17	0.30 / 2.57 / 3.91	0.30 / 2.57 / 3.91
	Heating	Min. / Rated / Max.	kW	0.50 / 2.5 / 3.20	0.50 / 2.77 / 3.77	0.50 / 2.77 / 3.77
Running Current	Cooling / Heating	Rated	A	10.1 / 11.1	11.4 / 12.2	4.1 / 4.4
EER / COP			kWh / kWh	3.51 / 3.60	3.70 / 3.90	3.70 / 3.90
SEER / SCOP			kWh / kWh	7.0 / 4.3	6.10 / 3.85	6.10 / 3.85
Pdesign	Cooling @ 35°C		kW	8	9.5	9.5
	Heating @ -10°C		kW	5.4	8.7	8.7
Seasonal Energy Label	Cooling / Heating		-	A++ / A+	A++ / A	A++ / A
Annual Energy Consumption	Cooling / Heating		kWh	400 / 1,758	545 / 3,164	545 / 3,164
Dehumidification Rate			l/h	2.9	3.8	3.8
ODU Sound Pressure Level*	Cooling / Heating	Rated	dB(A)	50 / 52	50 / 50	50 / 50
ODU Sound Power Level	Cooling	Rated	dB(A)	68	66	66
Piping Connections	Liquid / Gas		mm (inch)	Ø9.52 (3/8) / Ø15.88 (5/8)	Ø9.52 (3/8) / Ø15.88 (5/8)	Ø9.52 (3/8) / Ø15.88 (5/8)
	Connections Method		-	Flared	Flared	Flared
Operation Range (Outdoor)	Cooling	Min. / Max.	°C	-20 ~ 50	-20 ~ 52	-20 ~ 52
	Heating	Min. / Max.	°C	-20 ~ 18	-25 ~ 18	-25 ~ 18
INDOOR				**US30F.NR0**	**US36F.NR0**	**US36F.NR0**
Power Supply			Ø / V / Hz	1 / 220-240 / 50	1 / 220-240 / 50	1 / 220-240 / 50
Power Input (IDU)		H / M / L	W	47 / 42 / 36	65 / 47 / 42	65 / 47 / 42
Air Flow Rate		H / M / L	m3/min	21 / 17 / 13	25 / 21 / 17	25 / 21 / 17
Dimensions	Body	W x H x D	mm	1,200 x 360 x 265	1,200 x 360 x 265	1,200 x 360 x 265
Weight	Body		kg	18.3	18.3	18.3
Sound Pressure Level*	Cooling	H / M / L	dB(A)	46.0 / 42.0 / 38.0	51.0 / 46.0 / 42.0	51.0 / 46.0 / 42.0
Sound Power Level	Cooling	Max.	dB(A)	62	65	65
Piping Connections	Drain	O.D. / I.D.	mm	Ø21.5 / 16.0	Ø21.5 / 16.0	Ø21.5 / 16.0
OUTDOOR				**UUC1.U40**	**UUD1.U30**	**UUD3.U30**
Power Supply			Ø / V / Hz	1 / 220-240 / 50	1 / 220-240 / 50	3 / 380-415 / 50
Circuit Breaker		Min.	A	25	40	20
Power Supply Cable (Included Earth)			No x mm^2	3C x 2.5	3C x 6.0	5C x 2.5
Dimensions	Net	W x H x D	mm	950 x 834 x 330	950 x 1,380 x 330	950 x 1,380 x 330
Weight	Net		kg	57.7	85	85
Compressor	Type		-	Twin Rotary	Inverter Scroll	Inverter Scroll
Refrigerant	Type / GWP (Global Warming Potential)		-	R32 / 675	R32 / 675	R32 / 675
	Precharged Amount / t-CO_2eq		kg	1.9 / 1.283	3.0 / 2.025	3.0 / 2.025
	Chargeless		m	20	20	20
	Additional Charging Volume		g/m	40	40	40
Fan	Air Flow Rate	Rated	m^3/min x No.	58 x 1	55 x 2	55 x 2
Total Piping Length		Min. / Max.	m	5 / 50	5 / 85	5 / 85
Piping Elevation	IDU - ODU	Max.	m	30	30	30

* : Sound Pressure is not a value declared on Eurovent Program.
Note :
1. Due to our policy of innovation some specifications may be changed without notification.
2. Performances are based on the following conditions (It is accordance with EN14511)
   - Cooling : Indoor Ambient Temp 27°C DB / 19°C WB, Outdoor Ambient Temp 35°C DB / 24°C WB
   - Heating : Indoor Ambient Temp 20°C DB / 15°C WB, Outdoor Ambient Temp 7°C DB / 6°C WB
   - Interconnected Pipe is standard length and difference of Elevation (Outdoor ~ Indoor Unit) is 0m.
3. Sound Level Values are measured at Noise Measuring chamber accordance with standard. Therefore, these values depend on the ambient conditions and values are normally higher in actual operation.
4. This product contains fluorinated greenhouse gases. (R32)
5. For our policy of continuous product improvement, specification, design and feature are subject to change without prior notice.

COMPACT INVERTER (R32)

High Performance with Easy Installation

- Solution for small businesses and shops
- The interior of the air conditioner is maintained clean by drying off the heat exchanger. (Prevents the formation of mold and odors on the heat exchanger)
- The air is comfortably spread up, down, left and rightwards by 6 different discharge angles via the remote control
- Smart Sensor (Temperature Sensor + Pressure Sensor) operation can reach desired Indoor temperature more rapidly.
- Mobile LGMV (monitoring View) helps engineers to inspect and monitor an air conditioning unit easily by mobile phone
- **Standard for Wi-Fi (Embedded)**
- **Standard for Wireless controller with the flooring standing unit.**

US30F / US36F



UUB1.U20 **UUC1.U40**



LG participates in the ECP programme for EUROVENT AC program.
Check ongoing validity of certification : www.eurovent-certification.com

COMBINATION				30	36
Capacity	Cooling	Min. / Rated / Max.	kW	3.0 / 7.5 / 8.3	3.8 / 9.5 / 10.6
	Heating	Min. / Rated / Max.	kW	3.1 / 7.7 / 8.5	4.3 / 10.8 / 11.5
Power Input (Set)	Cooling	Min. / Rated / Max.	kW	0.50 / 2.31 / 2.77	0.60 / 3.06 / 3.67
	Heating	Min. / Rated / Max.	kW	0.40 / 2.14 / 2.78	0.60 / 3.0 / 3.72
Running Current	Cooling / Heating	Rated	A	10.1 / 9.3	13.6 / 13.3
EER / COP			kWh / kWh	3.25 / 3.60	3.10 / 3.60
SEER / SCOP			kWh / kWh	6.8 / 4.1	6.4 / 4.1
Pdesign	Cooling @ 35°C		kW	7.5	9.5
	Heating @ -10°C		kW	4.3	5.8
Seasonal Energy Label	Cooling / Heating		-	A++ / A+	A++ / A+
Annual Energy Consumption	Cooling / Heating		kWh	386 / 1,468	520 / 1,980
Dehumidification Rate			l/h	3.0	3.5
ODU Sound Pressure Level*	Cooling / Heating	Rated	dB(A)	50 / 54	54 / 56
ODU Sound Power Level	Cooling	Rated	dB(A)	67	70
Piping Connections	Liquid / Gas		mm (inch)	Ø9.52 (3/8) / Ø15.88 (5/8)	Ø9.52 (3/8) / Ø15.88 (5/8)
	Connections Method		-	Flared	Flared
Operation Range (Outdoor)	Cooling	Min. / Max.	°C	-10 ~ 48	-20 ~ 50
	Heating	Min. / Max.	°C	-15 ~ 18	-15 ~ 18
INDOOR				**US30F.NR0**	**US36F.NR0**
Power Supply			Ø / V / Hz	1 / 220-240 / 50	1 / 220-240 / 50
Power Input (IDU)		H / M / L	W	47 / 42 / 36	65 / 47 / 42
Air Flow Rate		H / M / L	m3/min	21 / 17 / 13	25 / 21 / 17
Dimensions	Body	W x H x D	mm	1,200 x 360 x 265	1,200 x 360 x 265
Weight	Body		kg	18.3	18.3
Sound Pressure Level*	Cooling	H / M / L	dB(A)	46.0 / 42.0 / 38.0	51.0 / 46.0 / 42.0
Sound Power Level	Cooling	Max.	dB(A)	62	65
Piping Connections	Drain	O.D. / I.D.	mm	Ø21.5 / 16.0	Ø21.5 / 16.0
OUTDOOR				**UUB1.U20**	**UUC1.U40**
Power Supply			Ø / V / Hz	1 / 220-240 / 50	1 / 220-240 / 50
Circuit Breaker		Min.	A	20	25
Power Supply Cable (Included Earth)			No x mm^2	3C x 2.5	3C x 2.5
Dimensions	Net	W x H x D	mm	870 x 650 x 330	950 x 834 x 330
Weight	Net		kg	44.5	57.7
Compressor	Type		-	Twin Rotary	Twin Rotary
Refrigerant	Type / GWP (Global Warming Potential)		-	R32 / 675	R32 / 675
	Precharged Amount / t-CO_2eq		kg	1.2 / 0.81	1.9 / 1.283
	Chargeless		m	10	20
	Additional Charging Volume		g/m	40	40
Fan	Air Flow Rate	Rated	m^3/min x No.	50 x 1	58 x 1
Total Piping Length		Min. / Max.	m	5 / 35	5 / 50
Piping Elevation	IDU - ODU	Max.	m	30	30

* : Sound Pressure is not a value declared on Eurovent Program.

Note :

1. Due to our policy of innovation some specifications may be changed without notification.
2. Performances are based on the following conditions (It is accordance with EN14511)
   - Cooling : Indoor Ambient Temp 27°C DB / 19°C WB, Outdoor Ambient Temp 35°C DB / 24°C WB
   - Heating : Indoor Ambient Temp 20°C DB / 15°C WB, Outdoor Ambient Temp 7°C DB / 6°C WB
   - Interconnected Pipe is standard length and difference of Elevation (Outdoor ~ Indoor Unit) is 0m.
3. Sound Level Values are measured at Noise Measuring chamber accordance with standard. Therefore, these values depend on the ambient conditions and values are normally higher in actual operation.
4. This product contains fluorinated greenhouse gases. (R32)
5. For our policy of continuous product improvement, specification, design and feature are subject to change without prior notice.

NOTE

AHU SOLUTION



Air Handling Applications

Economically feasible solution for pair application with air handling units.

Return/Room Air Temperature Control

- Temp Sensors
- Comm. Line
- Central Comm. Line to ODU
- Ref. Pipe

T_E = Evaporator Temperature (Liquid Pipe / Gas Pipe)
T_R = Return Air Temperature
T_{ROOM} = Room Air Temperature

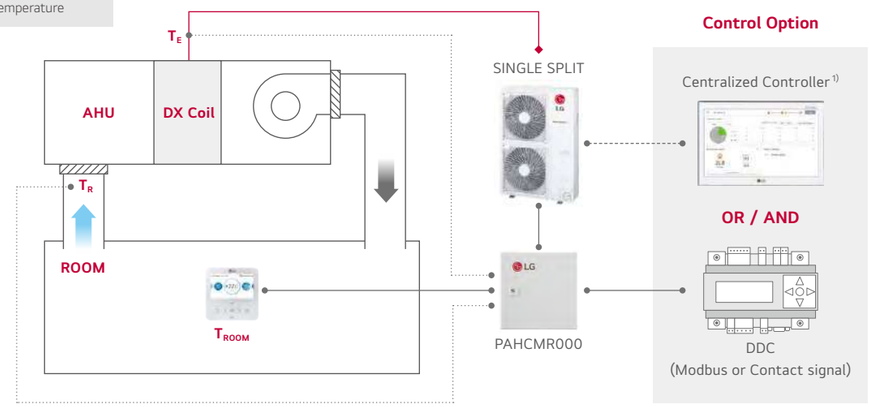

Discharge Air Temperature Control

- Temp Sensors
- Comm. Line
- Central Comm. Line to ODU
- Ref. Pipe

T_E = Evaporator Temperature (Liquid Pipe / Gas Pipe)
T_D = Discharge Air Temperature
T_{ROOM} = Room Air Temperature

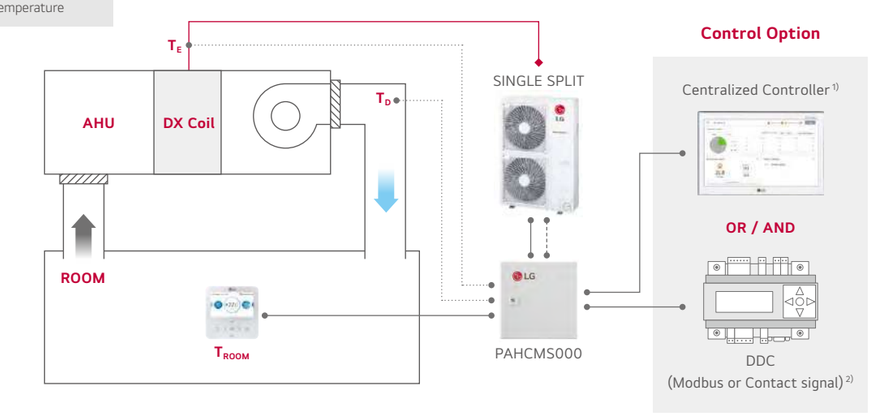

1) PI485(PMNFP14A1) is required for using centralized controller.
2) In case of applying DDC with contact signal, discharge air temperature should be measured and controlled by DDC.
3) For more detail, please refer to the PDB of AHU Communication Kit.

Communication Kit




PAHCMR000 / PAHCMS000

Specification

MODEL	COMBINATION		DESCRIPTION	DIMENSIONS (MM)		
	OUTDOOR UNIT	CENTRALIZED CONTROLLER		W	H	D
PAHCMR000	Single Split	•	Return / Room air temperature control by DDC or LG individual / centralized controller	300	300	155
PAHCMS000	Single Split	•	Discharge air temperature control by DDC or LG individual / centralized controller	380	300	155

Function list for Communication kit

FUNCTION LIST*		PAHCMR000	PAHCMS000	NOTE
Control	Comm. Kit Operation	On / Off	On / Off	
	Operation Mode [1]	Cooling / Heating	Cooling / Heating	
	Return (room) Air Temperature	16~30°C	-	
	Discharge Air Temperature [2]	-	16~30°C	Available in case of using DDC with Modbus or LG Control system
	Fan Speed [3]	Low / Middle / High	Low / Middle / High	It may not be possible depending on the particular condition
	Forced Thermal On / Off	On / Off	-	Available in case of using DDC with contact signal
	Capacity Control	-	•	Available in case of using DDC with Modbus or contact signal
Monitor	Comm. Kit Operation	On / Off	On / Off	
	Operation Mode [1]	Cooling / Heating	Cooling / Heating	Available in case of using DDC with Modbus or LG Control system
	Fan Speed	Low / Middle / High	Low / Middle / High	
	Error Alarm	•	•	
	Compressor On / Off	On / Off	On / Off	Available in case of using DDC with Modbus or LG individual controller PAHCMR000 doesn't provide this in case of using DDC with contact signal

1) Available operation mode can be varied depending on the setting of AHU Communication Kit.
2) This range may differ depending on the type of controller.
3) To control and monitor the fan speed, DO ports for the fan speed status have to be connected with the fan unit.
* Some of functions may not be possible depending on the setting of AHU Communication Kit. For more details of condition, please refer to the product data book.

Combination Table

		R32				R410A	
Model Name		UUA1.UL0	UUB1.U20	UUC1.U40	UUD1.U30 UUD3.U30	UU70W.U34	UU85W.U74
Capacity Index Range	kBtu/h	9 ~18	18 ~ 30	24 ~ 36	36 ~ 60	70	85
	kW	2.5 ~ 5.0	5.0 ~ 8.0	6.8 ~ 10.0	10.0 ~ 14.6	20.0	25.0
PAHCMR000		X	O	O	O	O	O
PAHCMS000		X	O	O	O	O	O

ACCESSORIES



UVnano™ Filter Box

UVnano Filter Box can effectively create a safe indoor environment by trapping and removing various harmful substances such as fine dust, bacteria and viruses in the form of droplets.



UVnano Filter Box Kit (Included ePM1 Filter)
PBM13M3UA0 / PBM13M2UA0 / PBM13M1UA0

ePM1 Filter
FBM13M3UA0 / FBM13M2UA0 / FBM13M1UA0

PLATFORM / MODEL NAME		UNIT	M3 PLATFORM PBM13M3UA0	M2 PLATFORM PBM13M2UA0	M1 PLATFORM PBM13M1UA0
Duct UVnano Filter Box		-	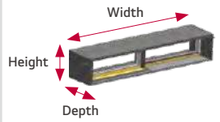	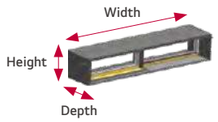	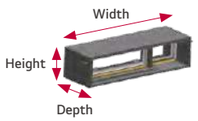
Net Size (W x H x D)		mm	1,250 x 360 x 280	1,250 x 270 x 280	900 x 270 x 280
Shipping Size (W x H x D)		mm	1,440 x 430 x 377	1,440 x 340 x 377	1,048 x 340 x 377
Net Weight		kg	12.7	11.6	9.1
Pre-Filter (1)	Size (W x H x D)	mm	596 x 377 x 4	596 x 247 x 4	596 x 247 x 4
	Mesh	-	34 x 39	34 x 39	34 x 39
	Color	-	Black	Black	Black
	Quantity	EA	2	2	1
Pre-Filter (2)	Size (W x H x D)	mm	-	-	247 x 247 x 4
	Mesh	-	-	-	34 x 39
	Color	-	-	-	Black
	Quantity	EA	-	-	1
UVnano	UVC Wavelength	nm	275	275	275
	UVC LED Quantity	EA	8	8	8
Filter (1)	Model Name		FBM13M3UA0	FBM13M2UA0	FBM13M1UA0
	Size (W x H x D)	mm	600 x 341 x 50.8	600 x 251 x 50.8	600 x 251 x 50.8
	Quantity	EA	2	2	1
	Grade	-	*ePM$_1$ 65%	ePM$_1$ 65%	ePM$_1$ 65%
Filter (2)	Size (W x H x D)	mm	-	-	250 x 251 x 50.8
	Quantity	EA	-	-	1
	Grade	-	-	-	ePM$_1$ 65%

* Grade : ISO 16890

LG Wi-Fi Modem

Control conditioners by using internet devices such as Android or iOS smartphones.



PWFMDD200

Features

- A user can enjoy anytime, anywhere access with Wi-Fi equipped device through ThinQ mobile app.
- This allows the user to access the unit remotely to switch unit on or off before or after leaving the vicinity.
- LG's exclusive Home Appliances control app (ThinQ) is available.
- Simple operation for various functions.
  - On / Off
  - Operation Mode
  - Current / Set Temperature
  - Fan Speed
  - Vane Control [1)]
  - Reservation (Sleep, Weekly On / Off)
  - Energy Monitoring [2)]
  - Filter Management
  - Error Check
  - Air Purify [3)]

Model Name	PWFMDD200
Size (W x H x D, mm)	48 x 68 x 14
Interfaceable Products	System Air Conditioner [3)]
Connection Type	Indoor unit 1:1
Communication Frequency	2.4 GHz
Wireless Standards	IEEE 802.11b/g/n
Mobile Application	ThinQ (Android v4.1(Jellybean) or higher, iPhone iOS 9.0 or higher)
Optional Extension Cable	PWYREW000 (10m extension)

Download on the App Store | GET IT ON Google Play



Note : 1. Functionality may be different according to each IDU model.
2. User interface of application shall be revised for its design and contents improvement.
3. Application is optimized for smartphone use, so it may not be well functioning with tablet devices.
1) Vane Control may not be possible according to the type of Indoor unit.
2) LG Centralized controller and PDI installation is required for this function.
3) For the compatibility with indoor units, regional LG office.

Overview

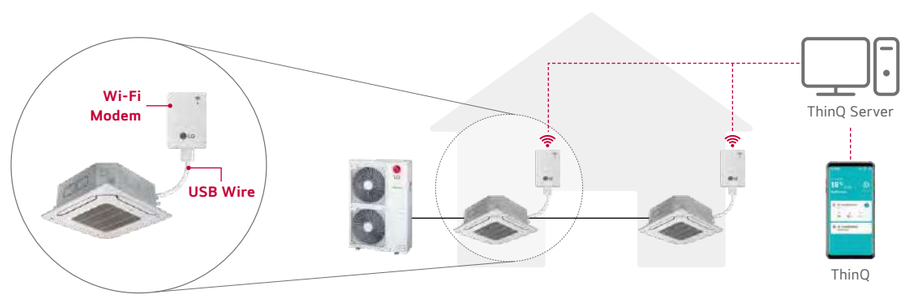

※ Search "ThinQ" on Google market or Appstore then download the app.
※ Internet service with Wi-Fi connection has to be available.
※ For our policy of continuous ThinQ App improvement, specification, design and features are subject to change without prior notice.

Standard Wired Remote Controller



Standard III
PREMTB101



Standard III
PREMTBB11



Standard II
PREMTB001



Standard II
PREMTBB01

Model Name	PREMTB101 PREMTBB11	PREMTB001 PREMTBB01
Operation Mode	On / Off, Fan Speed Control, Temperature Setting	
Mode Change	Cooling, Heating, Auto, Dehumidification, Fan	
Auto Swing / Vane Control	●	●
Reservation	Simple, Sleep, On / Off, Weekly, Holiday	
Time Display	●	●
Electrical Failure Compensation	●	●
Child Lock	●	●
Operation Status LED	●	●
Indoor Temperature Display	●	●
Wireless Remote Controller Receiver	-	●
Size (W x H x D, mm)	120 x 120 x 16	120 x 121 x 16
Backlight	●	●

※ Refer to each model PDB for applicable models.

Remote Controller



PWLSSB21H

PI 485



PMNFP14A1

Power : Single phase AC 220V 50/60Hz
Max. no of the indoor units that can be connected : 64 Units
Model applied : RAC / Multi / Single / THERMA V

※ Refer to each product PDB for applicable models.

Dry Contact



PDRYCB000



PDRYCB400



PDRYCB320



PDRYCB500 / PDRYCB510*

※ Refer to each product PDB for applicable models.
* No case for PDRYCB510

Model	PDRYCB000	PDRYCB400	PDRYCB320	PDRYCB500/ PDRYCB510*
Contact Point	1 Control Point	2 Control Point	8 Control Point	Modbus RTU
Power Input	AC 220V from outside power source	DC 5V & 12V from indoor unit PCB	DC 5V & 12V from indoor unit PCB	DC 5V & 12 V from indoor unit PDB
Voltage / Non Voltage Input	-	●	●	-
On / Off Control	●	●	●	●
Lock / Unlock	●	●	●	
Fan Speed Setting	-	-	●	●
Thermo Off	-	●	●	-
Energy Saving	-	●	-	-
Temperature Setting	-	●	●	●
Error Monitoring	●	●	●	●
Operation Monitoring	●	●	●	●

Accessory Compatibility List (Indoor Unit)

Ceiling Mounted Cassette (Mini 4 Way)

Category		Product	Remarks	UT09FH.NQ0 UT12FH.NQ0 CT09F.NR0 CT12F.NR0 CT18F.NQ0
Wireless Remote Controller		PQWRHQ0FDB	Heat Pump	O
		PWLSSB21H	Heat Pump	O
Wired Remote Controller	Simple	PQRCVCL0Q (W)	Simple	O
		PQRCHCA0Q (W)	For Hotel	O
	Standard	PREMTB001	Standard II (White)	O
		PREMTBB01	Standard II (Black)	O
		PREMTB101	Standard III (White)	O
		PREMTBB11	Standard III (Black)	O
	Premium	PREMTA000 (A/B)	Premium	O
Dry Contact	Simple Contact	PDRYCB000	Simple Dry Contact	O
	Communication Type	PDRYCB400	2 Points Dry Contact (For Setback)	O
		PDRYCB300	For 3rd Party Thermostat	O
		PDRYCB320	For 3rd Party Thermostat (Analog Input)	O
		PDRYCB500	For Modbus	O
Gateway	IDU PI485	PHNFP14A0	Without Case	X
		PSNFP14A0	With Case	X
ETC	Remote Temperature Sensor	PQRSTA0	-	O
	Zone Controller	ABZCA	-	X
	CO_2 Sensor	PES-C0RV0	For ERV, ERV DX Indoor Units	X
	Group Control Wire	PZCWRCG3	0.25 m	O
	2-Remo Control Wire	PZCWRC2	0.25 m	O
	Extension Wire	PZCWRC1	10 m	O
	Wi-Fi Controller*	PWFMDD200	-	O
	Human Detecting Sensor	PTVSMA0	-	X
	Drain Pump	ABDPG	-	X
	Ionizer	PAS-NATDR2	-	O

Note
1. O : Possible, X : Impossible, - : Not applicable, Embedded : Included with product.
2. * : Some advanced functions controlled by individual controller cannot be operated.
3. ** : It could not be operated some functions.
4. *** : Selecting a wireless remote controller in case of ducted type indoor units requires either a connection to the wired remote controller (Standard II) or an IR receiver accessory to be connected to the duct in order to receive the signal.
5. If you need more detail, please refer to the BECON PDB or the manual of product. (http://partner.lge.com/global : Home> Doc.Library> Product > Control(BECON))
6. For our policy of continuous product improvement, specification, design, model name and feature are subject to change without prior notice.

Accessory Compatibility List (Indoor Unit)

Ceiling Mounted Cassette (4 Way)

Category		Product	Remarks	UT18FH.NB0 UT24FH.NA0 UT30FH.NA0 UT36FH.NA0 UT42FH.NA0 UT48FH.NA0 UT60FH.NA0 CT24F.NB0 UT30F.NB0 UT36F.NA0 UT42F.NA0 UT48F.NA0 UT60F.NA0
Wireless Remote Controller		PQWRHQ0FDB	Heat Pump	O
		PWLSSB21H	Heat Pump	O
Wired Remote Controller	Simple	PQRCVCL0Q (W)	Simple	O
		PQRCHCA0Q (W)	For Hotel	O
	Standard	PREMTB001	Standard II (White)	O
		PREMTBB01	Standard II (Black)	O
		PREMTB101	Standard III (White)	O
		PREMTBB11	Standard III (Black)	O
	Premium	PREMTA000 (A/B)	Premium	O
Dry Contact	Simple Contact	PDRYCB000	Simple Dry Contact	O
	Communication Type	PDRYCB400	2 Points Dry Contact (For Setback)	O
		PDRYCB300	For 3rd Party Thermostat	O
		PDRYCB320	For 3rd Party Thermostat (Analog Input)	O
		PDRYCB500	For Modbus	O
Gateway	IDU Pi485	PHNFP14A0	Without Case	X
		PSNFP14A0	With Case	X
ETC	Remote Temperature Sensor	PQRSTA0	-	O
	Zone Controller	ABZCA	-	X
	CO_2 Sensor	PES-C0RV0	For ERV, ERV DX Indoor Units	X
	Group Control Wire	PZCWRCG3	0.25 m	O
	2-Remo Control Wire	PZCWRC2	0.25 m	O
	Extension Wire	PZCWRC1	10 m	O
	Wi-Fi Controller*	PWFMDD200	-	O
	Human Detecting Sensor	ABDPG	-	X
	Drain Pump	PTAHYP0	-	O
	Ionizer	PAS-NATDR2	-	O

Note
1. O : Possible, X : Impossible, - : Not applicable, Embedded : Included with product.
2. * : Some advanced functions controlled by individual controller cannot be operated.
3. ** : It could not be operated some functions.
4. *** : Selecting a wireless remote controller in case of ducted type indoor units requires either a connection to the wired remote controller (Standard II) or an IR receiver accessory to be connected to the duct in order to receive the signal.
5. If you need more detail, please refer to the BECON PDB or the manual of product. (http://partner.lge.com/global : Home> Doc.Library> Product > Control(BECON))
6. For our policy of continuous product improvement, specification, design, model name and feature are subject to change without prior notice.

Ceiling Concealed Duct (Mid Static)

Category		Product	Remarks	UM12FH.N10 UM18FH.N10 UM24FH.N20 UM30FH.N20 UM36FH.N30 UM42FH.N30 UM48FH.N30 CM18F.N10 CM24F.N10 UM30F.N10 UM36F.N20 UM42F.N20 UM48F.N30 UM60F.N30
Wireless Remote Controller		PQWRHQ0FDB	Heat Pump	O***
		PWLSSB21H	Heat Pump	O***
Wired Remote Controller	Simple	PQRCVCL0Q (W)	Simple	O
		PQRCHCA0Q (W)	For Hotel	O
	Standard	PREMTB001	Standard II (White)	O
		PREMTBB01	Standard II (Black)	O
		PREMTB101	Standard III (White)	O
		PREMTBB11	Standard III (Black)	O
	Premium	PREMTA000 (A/B)	Premium	O
IR Receiver		PWLRVN000	-	O
Dry Contact	Simple Contact	PDRYCB000	Simple Dry Contact	O
	Communication Type	PDRYCB400	2 Points Dry Contact (For Setback)	O
		PDRYCB300	For 3rd Party Thermostat	O
		PDRYCB320	For 3rd Party Thermostat (Analog Input)	O
		PDRYCB500	For Modbus	O
Gateway	IDU PI485	PHNFP14A0	Without case	X
		PSNFP14A0	With case	X
ETC	Remote Temperature Sensor	PQRSTA0	-	O
	Zone Controller	ABZCA	-	O
	CO_2 Sensor	PES-C0RV0	For ERV, ERV DX Indoor Units	X
	Group Control Wire	PZCWRCG3	0.25 m	O
	2-Remo Control Wire	PZCWRC2	0.25 m	O
	Extension Wire	PZCWRC1	10 m	O
	Wi-Fi Controller*	PWFMDD200	-	O
	Human Detecting Sensor	PTVSMA0	-	X
	Drain Pump	ABDPG	-	O (Embedded)
	UVnano Filter Box Kit	PBM13M1UA0	For M1 Chassis	O
		PBM13M2UA0	For M2 Chassis	O
		PBM13M3UA0	For M3 Chassis	O
	High Efficiency Filter (Main Filter of Filter Box)	FBM13M1UA0	For M1 UVnano Filter Box	O
		FBM13M2UA0	For M2 UVnano Filter Box	O
		FBM13U3UA0	For M3 UVnano Filter Box	O

Note
1. O : Possible, X : Impossible, - : Not applicable, Embedded : Included with product.
2. * : Some advanced functions controlled by individual controller cannot be operated.
3. ** : It could not be operated some functions.
4. *** : Selecting a wireless remote controller in case of ducted type indoor units requires either a connection to the wired remote controller (Standard II) or an IR receiver accessory to be connected to the duct in order to receive the signal.
5. If you need more detail, please refer to the BECON PDB or the manual of product. (http://partner.lge.com/global : Home> Doc.Library> Product > Control(BECON))
6. Do not install both the IR Receiver and Wired Remote Controller. This may cause malfunctions.
7. For our policy of continuous product improvement, specification, design, model name and feature are subject to change without prior notice.

Accessory Compatibility List (Indoor Unit)

Ceiling Concealed Duct (Low Static)

Category		Product	Remarks	UL12FH.N50 UL18FH.N30 CL09F.N50 CL12F.N50 CL18F.N60 CL24F.N30
Wireless Remote Controller		PQWRHQ0FDB	Heat Pump	O***
		PWLSSB21H	Heat Pump	O***
Wired Remote Controller	Simple	PQRCVCL0Q (W)	Simple	O
		PQRCHCA0Q (W)	For Hotel	O
	Standard	PREMTB001	Standard II (White)	O
		PREMTBB01	Standard II (Black)	O
		PREMTB101	Standard III (White)	O
		PREMTBB11	Standard III (Black)	O
	Premium	PREMTA000(A/B)	Premium	O
IR Receiver		PWLRVN000	-	O
Dry Contact	Simple Contact	PDRYCB000	Simple Dry Contact	O
	Communication Type	PDRYCB400	2 Points Dry Contact (For Setback)	O
		PDRYCB300	For 3rd Party Thermostat	O
		PDRYCB320	For 3rd Party Thermostat (Analog Input)	O
		PDRYCB500	For Modbus	O
Gateway	IDU PI485	PHNFP14A0	Without Case	X
		PSNFP14A0	With Case	X
ETC	Remote Temperature Sensor	PQRSTA0	-	O
	Zone Controller	ABZCA	-	O
	CO_2 Sensor	PES-C0RV0	For ERV, ERV DX Indoor Units	X
	Group Control Wire	PZCWRCG3	0.25 m	O
	2-Remo Control Wire	PZCWRC2	0.25 m	O
	Extension Wire	PZCWRC1	10 m	O
	Wi-Fi Controller*	PWFMDD200	-	O
	Human Detecting Sensor	PTVSMA0	-	X
	Drain Pump	ABDPG	-	O (Embedded)

Note
1. O : Possible, X : Impossible, - : Not applicable, Embedded : Included with product.
2. * : Some advanced functions controlled by individual controller cannot be operated.
3. ** : It could not be operated some functions.
4. *** : Selecting a wireless remote controller in case of ducted type indoor units requires either a connection to the wired remote controller (Standard II) or an IR receiver accessory to be connected to the duct in order to receive the signal.
5. If you need more detail, please refer to the BECON PDB or the manual of product. (http://partner.lge.com/global : Home> Doc.Library> Product > Control(BECON))
6. Do not install both the IR Receiver and Wired Remote Controller. This may cause malfunctions.
7. For our policy of continuous product improvement, specification, design, model name and feature are subject to change without prior notice.

Ceiling Suspended

Category		Product	Remarks	UV18FH.N10 UV24FH.N20 UV30FH.N20 UV36FH.N20 UV42FH.N20
Wireless Remote Controller		PQWRHQ0FDB	Heat Pump	O
		PWLSSB21H	Heat Pump	O
Wired Remote Controller	Simple	PQRCVCL0Q (W)	Simple	X
		PQRCHCA0Q (W)	For Hotel	X
	Standard	PREMTB001	Standard II (White)	O
		PREMTBB01	Standard II (Black)	O
		PREMTB101	Standard III (White)	O
		PREMTBB11	Standard III (Black)	O
	Premium	PREMTA000 (A/B)	Premium	O
Dry Contact	Simple Contact	PDRYCB000	Simple Dry Contact	O
	Communication Type	PDRYCB400	2 Points Dry Contact (For Setback)	O
		PDRYCB300	For 3rd Party Thermostat	O
		PDRYCB320	For 3rd Party Thermostat (Analog Input)	O
		PDRYCB500	For Modbus	O
Gateway	IDU PI485	PHNFP14A0	Without Case	X
		PSNFP14A0	With Case	X
ETC	Remote Temperature Sensor	PQRSTA0	-	O
	Zone Controller	ABZCA	-	X
	CO_2 Sensor	PES-C0RV0	For ERV, ERV DX Indoor Units	X
	Group Control Wire	PZCWRCG3	0.25 m	O
	2-Remo Control Wire	PZCWRC2	0.25 m	O
	Extension Wire	PZCWRC1	10 m	O
	Wi-Fi Controller*	PWFMDD200	-	O
	Human Detecting Sensor	PTVSMA0	-	X
	Drain Pump	ABDPG	-	X

Note
1. O: Possible, X: Impossible, - : Not applicable, Embedded : Included with product.
2. * : Some advanced functions controlled by individual controller cannot be operated.
3. ** : It could not be operated some functions.
4. *** : Selecting a wireless remote controller in case of ducted type indoor units requires either a connection to the wired remote controller (Standard II) or an IR receiver accessory to be connected to the duct in order to receive the signal.
5. If you need more detail, please refer to the BECON PDB or the manual of product. (http://partner.lge.com/global : Home> Doc.Library> Product > Control(BECON))
6. For our policy of continuous product improvement, specification, design, model name and feature are subject to change without prior notice.

Accessory Compatibility List (Indoor Unit)

Wall Mounted Unit

Category		Product	Remarks	MJ09PC.NSJ MJ12PC.NSJ MJ18PC.NSK MJ24PC.NSK US30F.NR0 US36F.NR0
Wireless Remote Controller		PQWRHQ0FDB	Heat Pump	O (Embedded)
		PWLSSB21H	Heat Pump	O
Wired Remote Controller	Simple	PQRCVCL0Q (W)	Simple	O
		PQRCHCA0Q (W)	For Hotel	O
	Standard	PREMTB001	Standard II (White)	O
		PREMTBB01	Standard II (Black)	O
		PREMTB101	Standard III (White)	O
		PREMTBB11	Standard III (Black)	O
	Premium	PREMTA000 (A/B)	Premium	X
Dry Contact	Simple Contact	PDRYCB000	Simple Dry Contact	O
	Communication Type	PDRYCB400	2 Points Dry Contact (For Setback)	O
		PDRYCB300	For 3rd Party Thermostat	O
		PDRYCB320	For 3rd Party Thermostat (Analog Input)	O
		PDRYCB500	For Modbus	O
Gateway	IDU PI485	PHNFP14A0	Without Case	X
		PSNFP14A0	With Case	X
ETC	Remote Temperature Sensor	PQRSTA0	-	X
	Zone Controller	ABZCA	-	X
	CO_2 Sensor	PES-C0RV0	For ERV, ERV DX Indoor Units	X
	Group Control Wire	PZCWRCG3	0.25 m	X
	2-Remo Control Wire	PZCWRC2	0.25 m	X
	Extension Wire	PZCWRC1	10 m	O
	Wi-Fi Controller*	PWFMDD200	-	O (Embedded)
	Human Detecting Sensor	PTVSAA0	-	X

Note
1. O : Possible, X : Impossible, - : Not applicable, Embedded : Included with product.
2. * : Some advanced functions controlled by individual controller cannot be operated.
3. If there is a difference in development time between the product and the remote controller, some functions cannot be operated.
4. Selecting a wireless remote controller in case of ducted type indoor units requires either a connection to the wired remote controller (Standard II) or an IR receiver accessory to be connected to the duct in order to receive the signal.
5. If you need more detail, please refer to the BECON PDB or the manual of product. (http://partner.lge.com/global : Home> Doc.Library> Product >Control(BECON))
6. For our policy of continuous product improvement, specification, design, model name and feature are subject to change without prior notice.

Ceiling Mounted Cassette (Round)

Category		Product	Remarks	UT36F.NY0 UT48F.NY0
Wireless Remote Controller		PQWRHQ0FDB	Heat Pump	O
		PWLSSB21H	Heat Pump	O
Wired Remote Controller	Simple	PQRCVCL0Q (W)	Simple	O
		PQRCHCA0Q (W)	For Hotel	O
	Standard	PREMTB001	Standard II (White)	O
		PREMTBB01	Standard II (Black)	O
		PREMTB101	Standard III (White)	O
		PREMTBB11	Standard III (Black)	O
	Premium	PREMTA000 (A/B)	Premium	O
Dry Contact	Simple Contact	PDRYCB000	Simple Dry Contact	O
	Communication Type	PDRYCB400	2 Points Dry Contact (For Setback)	O
		PDRYCB300	For 3rd Party Thermostat	O
		PDRYCB320	For 3rd Party Thermostat (Analog Input)	O
		PDRYCB500	For Modbus	O
Gateway	IDU PI485	PHNFP14A0	Without Case	X
		PSNFP14A0	With Case	X
ETC	Remote Temperature Sensor	PQRSTA0	-	O
	Zone Controller	ABZCA	-	X
	CO_2 Sensor	PES-C0RV0	For ERV, ERV DX Indoor Units	X
	Group Control Wire	PZCWRCG3	0.25 m	O
	2-Remo Control Wire	PZCWRC2	0.25 m	X
	Extension Wire	PZCWRC1	10 m	O
	Wi-Fi Controller*	PWFMDD200	-	O
	Air Purification Kit	PTAHYP0	-	O

Note
1. O: Possible, X: Impossible, - : Not applicable, Embedded : Included with product.
2. * : Some advanced functions controlled by individual controller cannot be operated.
3. If there is a difference in development time between the product and the remote controller, some functions cannot be operated.
4. Selecting a wireless remote controller in case of ducted type indoor units requires either a connection to the wired remote controller (Standard II) or an IR receiver accessory to be connected to the duct in order to receive the signal.
5. If you need more detail, please refer to the BECON PDB or the manual of product. (http://partner.lge.com/global : Home> Doc.Library> Product > Control(BECON))
6. For our policy of continuous product improvement, specification, design, model name and feature are subject to change without prior notice.

Accessory Compatibility List (Indoor Unit)

Ceiling Suspended

Category		Product	Remarks	UV18F.N10 UV24F.N10 UV30F.N10 UV36F.N20 UV42F.N20 UV48F.N20 UV60F.N20
Wireless Remote Controller		PQWRHQ0FDB	Heat Pump	O (Embedded)
		PWLSSB21H	Heat Pump	O
Wired Remote Controller	Simple	PQRCVCL0Q (W)	Simple	X
		PQRCHCA0Q (W)	For Hotel	X
	Standard	PREMTB001	Standard II (White)	O
		PREMTBB01	Standard II (Black)	O
		PREMTB101	Standard III (White)	O
		PREMTBB11	Standard III (Black)	O
	Premium	PREMTA000 (A/B)	Premium	O
Dry Contact	Simple Contact	PDRYCB000	Simple Dry Contact	O
	Communication Type	PDRYCB400	2 Points Dry Contact (For Setback)	O
		PDRYCB300	For 3rd Party Thermostat	O
		PDRYCB320	For 3rd Party Thermostat (Analog Input)	O
		PDRYCB500	For Modbus	O
Gateway	IDU PI485	PHNFP14A0	Without Case	X
		PSNFP14A0	With Case	X
ETC	Remote Temperature Sensor	PQRSTA0	-	O
	Zone Controller	ABZCA	-	X
	CO_2 Sensor	PES-C0RV0	For ERV, ERV DX Indoor Units	X
	Group Control wire	PZCWRCG3	0.25 m	O
	2-Remo Control Wire	PZCWRC2	0.25 m	O
	Extension Wire	PZCWRC1	10 m	O
	Wi-Fi Controller*	PWFMDD200	-	O
	Human Detecting Sensor	PTVSAA0	-	X
	Drain Pump	ABDPG	-	X

Note
1. O : Possible, X : Impossible, - : Not applicable, Embedded : Included with product.
2. * : Some advanced functions controlled by individual controller cannot be operated.
3. If there is a difference in development time between the product and the remote controller, some functions cannot be operated.
4. Selecting a wireless remote controller in case of ducted type indoor units requires either a connection to the wired remote controller (Standard II) or an IR receiver accessory to be connected to the duct in order to receive the signal.
5. If you need more detail, please refer to the BECON PDB or the manual of product. (http://partner.lge.com/global : Home> Doc.Library> Product > Control(BECON))
6. For our policy of continuous product improvement, specification, design, model name and feature are subject to change without prior notice.

Console

Category		Product	Remarks	UQ09F.NA0 UQ12F.NA0 UQ18F.NA0
Wireless Remote Controller		PQWRHQ0FDB	Heat Pump	O (Embedded)
		PWLSSB21H	Heat Pump	O
Wired Remote Controller	Simple	PQRCVCL0Q (W)	Simple	O
		PQRCHCA0Q (W)	For Hotel	O
	Standard	PREMTB001	Standard II (White)	O
		PREMTBB01	Standard II (Black)	O
		PREMTB101	Standard III (White)	O
		PREMTBB11	Standard III (Black)	O
	Premium	PREMTA000 (A/B)	Premium	O
Dry Contact	Simple Contact	PDRYCB000	Simple Dry Contact	O
	Communication Type	PDRYCB400	2 Points Dry Contact (For Setback)	O
		PDRYCB300	For 3rd Party Thermostat	O
		PDRYCB320	For 3rd Party Thermostat (Analog Input)	O
		PDRYCB500	For Modbus	O
Gateway	IDU PI485	PHNFP14A0	Without Case	X
		PSNFP14A0	With Case	X
ETC	Remote Temperature Sensor	PQRSTA0	-	O
	Zone Controller	ABZCA	-	X
	CO_2 Sensor	PES-C0RV0	For ERV, ERV DX Indoor Units	X
	Group Control Wire	PZCWRCG3	0.25 m	O
	2-Remo Control Wire	PZCWRC2	0.25 m	O
	Extension Wire	PZCWRC1	10 m	O
	Wi-Fi Controller*	PWFMDD200	-	O
	Human Detecting Sensor	PTVSAA0	-	X

Note
1. O : Possible, X : Impossible, - : Not applicable, Embedded : Included with product.
2. * : Some advanced functions controlled by individual controller cannot be operated.
3. If there is a difference in development time between the product and the remote controller, some functions cannot be operated.
4. Selecting a wireless remote controller in case of ducted type indoor units requires either a connection to the wired remote controller (Standard II) or an IR receiver accessory to be connected to the duct in order to receive the signal.
5. If you need more detail, please refer to the BECON PDB or the manual of product. (http://partner.lge.com/global : Home> Doc.Library> Product > Control(BECON))
6. For our policy of continuous product improvement, specification, design, model name and feature are subject to change without prior notice.

Accessory Compatibility List (Outdoor Unit)

Outdoor Units

Category		Product	Remarks	UUA1.UL0	UUB1.U20 UUC1.U40 UUD1.U30 UUD3.U30
Central Controller	Simple	PQCSZ250S0	AC EZ	O	O
	AC Ez Touch	PACEZA000	AC Ez Touch	O	O
	AC Smart	PACS5A000	AC Smart 5	O	O
	ACP	PACP5A000	ACP 5	O	O
	AC Manager[1)]	PACM5A000	AC Manager 5	O	O
Simple	ODU PI485	PMNFP14A1	PI 485 Gateway	O	O
	Low Ambient Kit	PRVC2	From MULTI V IV series	-	-
	AHU Comm. Kit	PAHCMR000	Retum Air Temperature Control	X	O
		PAHCMS000	Discharge Air Temperature Control	X	O
	BACnet	PQNFB17C0	ACP BACnet	O	O
	Lonworks	PLNWKB000	ACP Lonworks	O	O
ETC	PDI	PPWRDB000	PDI Standard	O	O
		PQNUD1S40	PDI Premium	O	O
	ACS IO Module	PEXPMB000	-	X	X

Note
1. O : Possible, X : Impossible, - : Not applicable
2. * : Some advanced functions controlled by individual controller cannot be operated.
3. 1) : ACP or AC Smart is needed.
4. Compatibility of individual controller(wireless/wired remote controller) could be found with function list on Indoor Unit's PDB.
5. If you need more detail, please refer to the BECON PDB or the manual of product.
   (http://partner.lge.com/global : Home> Doc.Library> Product > Control(BECON))
6. For our policy of continuous product improvement, specification, design, model name and feature are subject to change without prior notice.

Outdoor Units - Synchro

Category		Product	Remarks	UUD1.U30 UUD3.U30
Central Controller	Simple	PQCSZ250S0	AC EZ	O
	AC Ez Touch	PACEZA000	AC Ez Touch	O
	AC Smart	PACS5A000	AC Smart 5	X
	ACP	PACP5A000	ACP 5	X
	AC Manager[2)]	PACM5A000	AC Manager 5	X
Simple	ODU PI485	PMNFP14A1	PI 485 Gateway	O
	Low Ambient Kit	PRVC2	From MULTI V IV series	X
	AHU Comm. Kit	PAHCMR000	Return / Room Air Control	X
		PAHCMS000	Supply Air Control by DDC	X
	BACnet	PQNFB17C0	ACP BACnet	X
	Lonworks	PLNWKB000	ACP Lonworks	X
ETC	PDI	PPWRDB000	PDI Standard	X
		PQNUD1S40	PDI Premium	X
	ACS IO Module	PEXPMB000	-	X

Note
1. O : Possible, X : Impossible, - : Not applicable
2. * : Some advanced functions controlled by individual controller cannot be operated.
3. 2) : ACP or AC Smart is needed.
4. Compatibility of individual controller(wireless/wired remote controller) could be found with function list on Indoor Unit's PDB.
5. If you need more detail, please refer to the BECON PDB or the manual of product.
   (http://partner.lge.com/global : Home> Doc.Library> Product > Control(BECON))
6. For our policy of continuous product improvement, specification, design, model name and feature are subject to change without prior notice.

H-INVERTER (R32)

UT09FH.NQ0 / UT12FH.NQ0

(Unit : mm)

	PART NAME
1	Gas Pipe Connection
2	Liquid Pipe Connection
3	Drain Pipe Connection
4	Power and Communication Cable Routing Hole
5	Wired Remote Controller Wire Routing Hole
6	Air Inlet
7	Air Outlet
8	Decoration Panel (Accessory)
9	Decoration Corner Cover
10	Decoration Corner Display Cover
11	Flexible Drain Hose
12	Fresh air Intake Hole

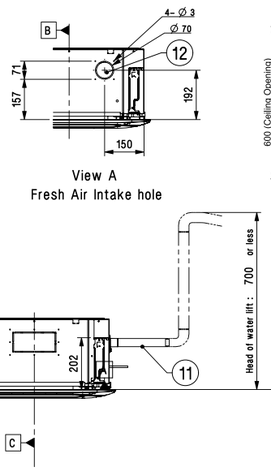

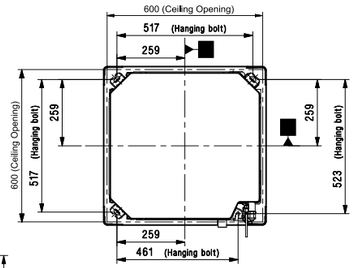

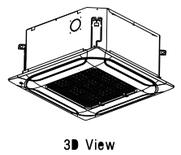

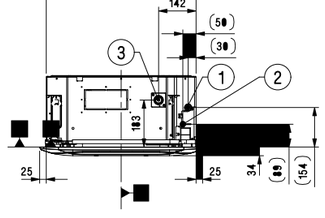

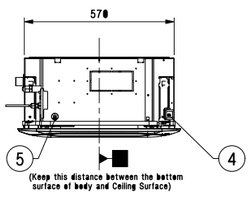

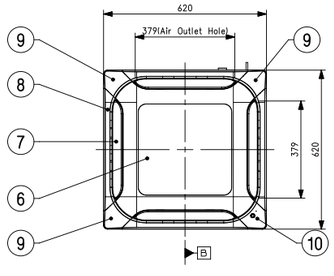

H-INVERTER (R32)

UT18FH.NB0

(Unit : mm)

	PART NAME
1	Gas Pipe Connection
2	Liquid Pipe Connection
3	Drain Pipe Connection
4	Power and Communication Cable Routing Hole
5	Wired Remote Controller Wire Routing Hole
6	Air Inlet
7	Air Outlet
8	Decoration Panel (Accessory)
9	Decoration Corner Cover
10	Decoration Corner Display Cover
11	Flexible Drain Hose

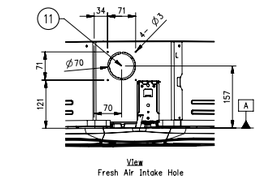

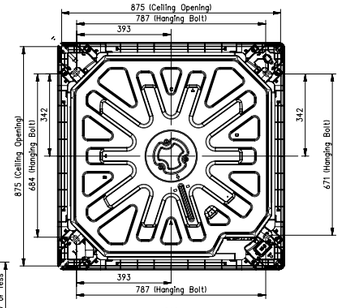

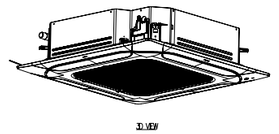

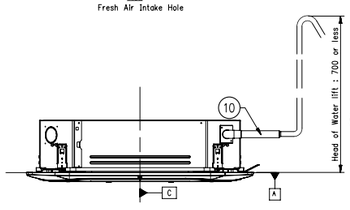

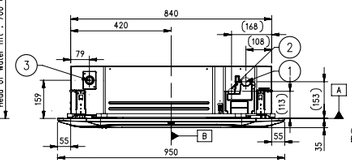

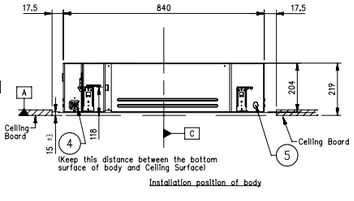

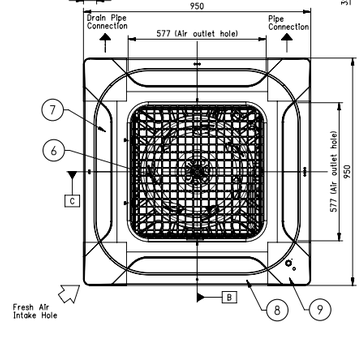

H-INVERTER (R32)

UT24FH.NA0 / UT30FH.NA0 / UT36FH.NA0 / UT42FH.NA0
UT48FH.NA0 / UT60FH.NA0

(Unit : mm)

	PART NAME
1	Gas Pipe Connection
2	Liquid Pipe Connection
3	Drain Pipe Connection
4	Power and Communication Cable Routing Hole
5	Wired Remote Controller Wire Routing Hole
6	Air Inlet
7	Air Outlet
8	Decoration Panel (Accessory)
9	Decoration Corner Cover
10	Flexible Drain Hose
11	Fresh Air Intake Hole

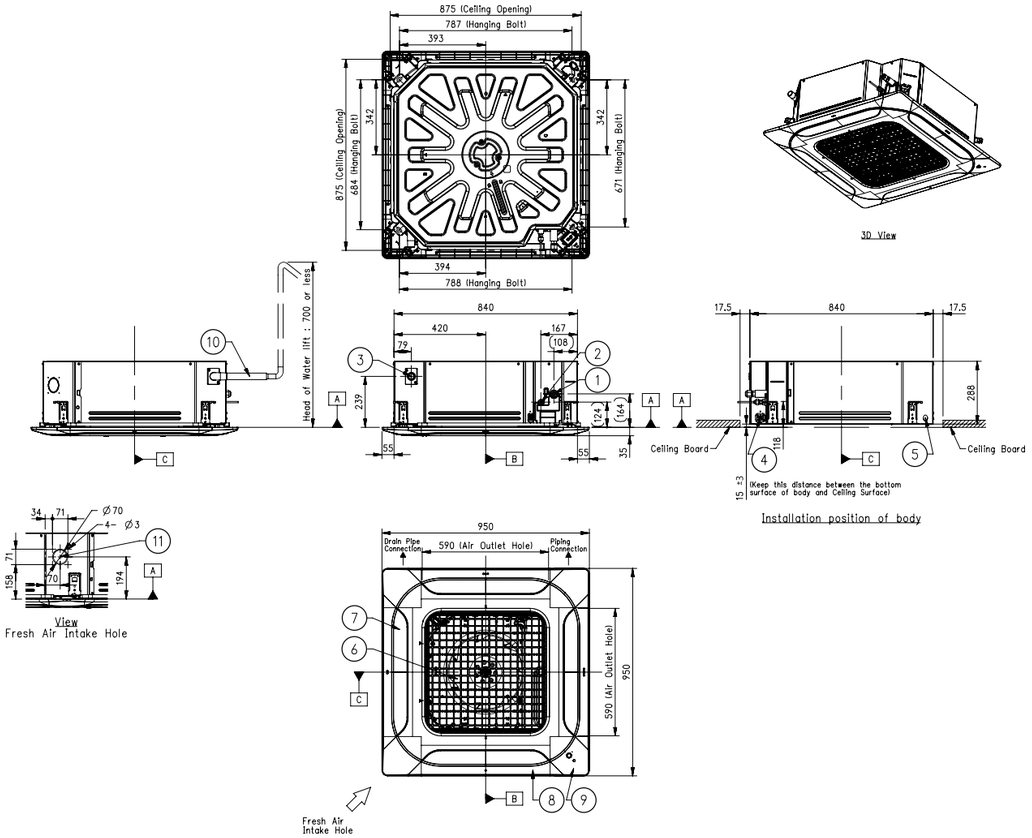

STANDARD INVERTER (R32)

CT09F.NR0 / CT12F.NR0

(Unit : mm)

	PART NAME
1	Gas Pipe Connection
2	Liquid Pipe Connection
3	Drain Pipe Connection
4	Power and Communication Cable Routing Hole
5	Wired Remote Controller Wire Routing Hole
6	Air Inlet
7	Air Outlet
8	Decoration Panel (Accessory)
9	Decoration Corner Cover
10	Decoration Corner Display Cover
11	Flexible Drain Hose
12	Fresh air Intake Hole

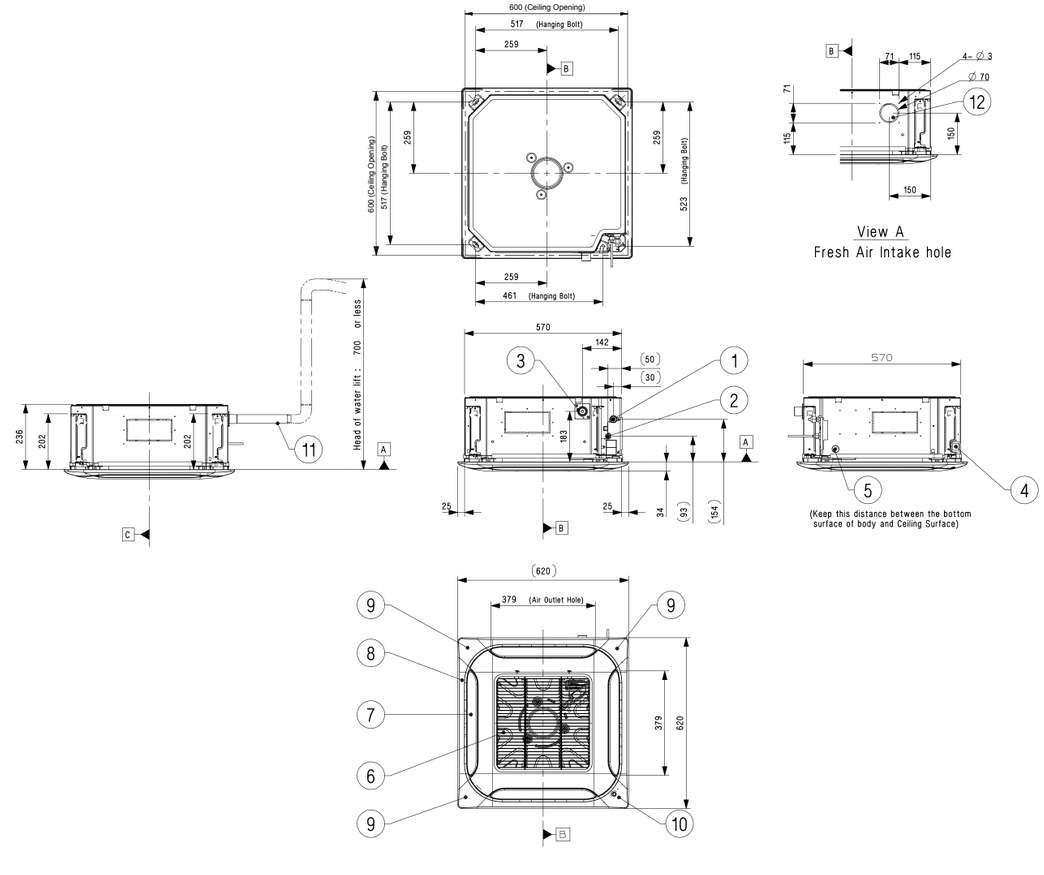

STANDARD / COMPACT INVERTER (R32)

CT18F.NQ0

(Unit : mm)

	PART NAME
1	Gas Pipe Connection
2	Liquid Pipe Connection
3	Drain Pipe Connection
4	Power and Communication Cable Routing Hole
5	Wired Remote Controller Wire Routing Hole
6	Air Inlet
7	Air Outlet
8	Decoration Panel (Accessory)
9	Decoration Corner Cover
10	Decoration Corner Display Cover
11	Flexible Drain Hose
12	Fresh air Intake Hole

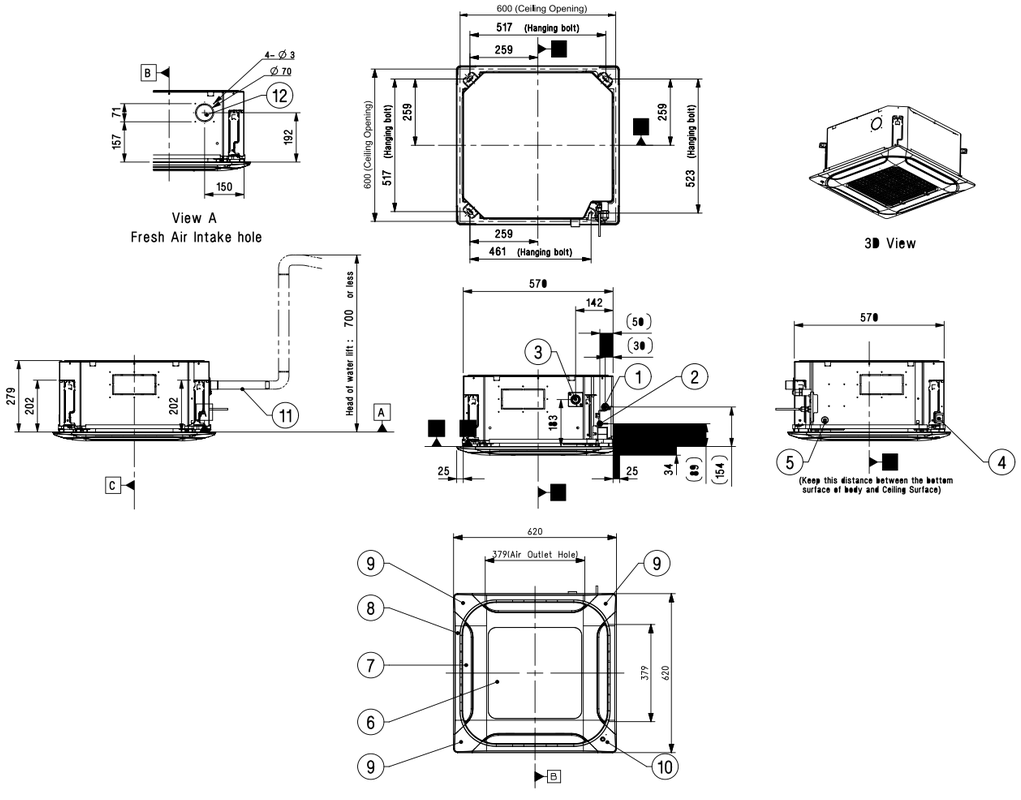

STANDARD / COMPACT INVERTER (R32)

CT24F.NB0 / UT30F.NB0

(Unit : mm)

	PART NAME
1	Gas Pipe Connection
2	Liquid Pipe Connection
3	Drain Pipe Connection
4	Power and Communication Cable Routing Hole
5	Wired Remote Controller Wire Routing Hole
6	Air Inlet
7	Air Outlet
8	Decoration Panel (Accessory)
9	Decoration Corner Cover
10	Flexible Drain Hose
11	Fresh Air Intake Hole

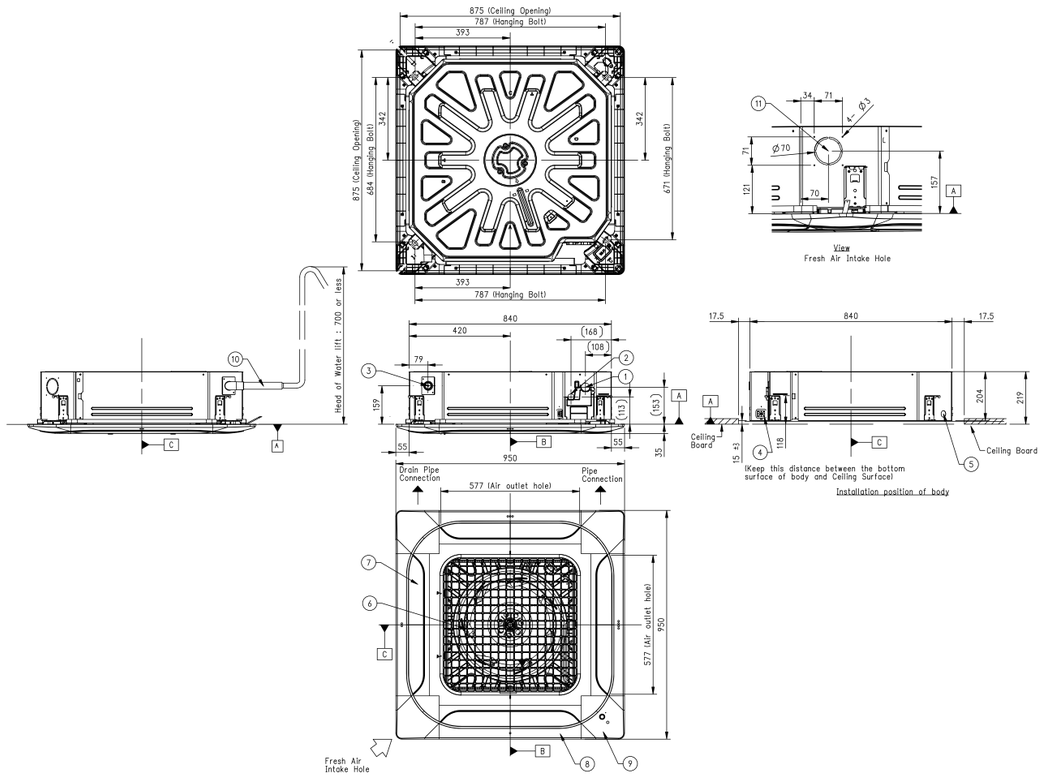

STANDARD / COMPACT INVERTER (R32)

UT36F.NA0

(Unit : mm)

	PART NAME
1	Gas Pipe Connection
2	Liquid Pipe Connection
3	Drain Pipe Connection
4	Power and Communication Cable Routing Hole
5	Wired Remote Controller Wire Routing Hole
6	Air Inlet
7	Air Outlet
8	Decoration Panel (Accessory)
9	Decoration Corner Cover
10	Flexible Drain Hose
11	Fresh Air Intake Hole

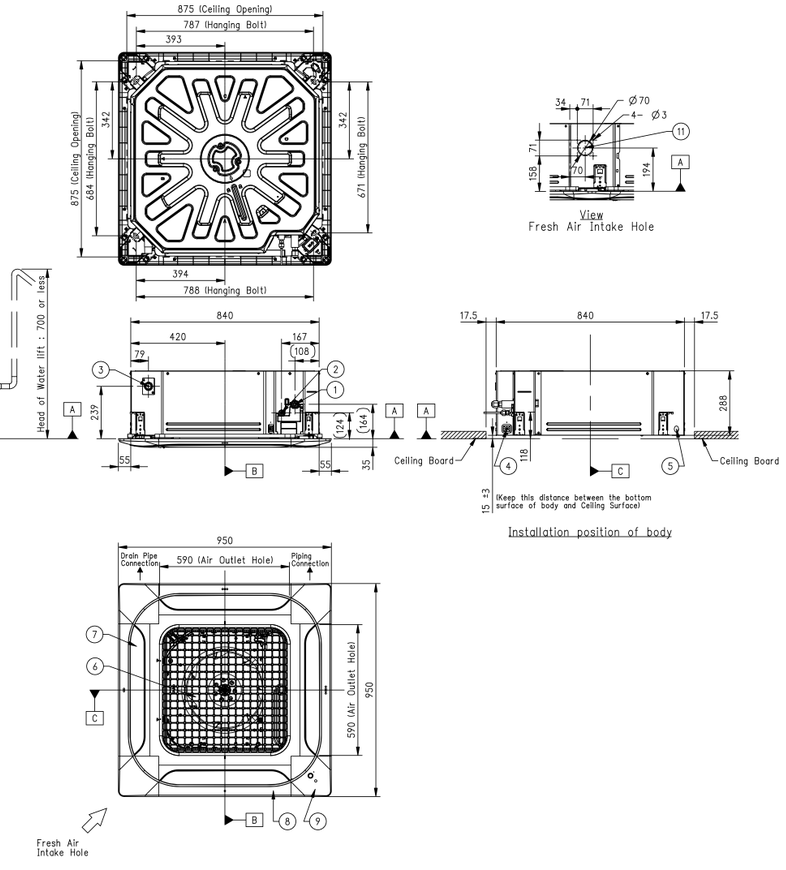

STANDARD NVERTER (R32)

UT42F.NA0 / UT48F.NA0 / UT60F.NA0

(Unit : mm)

	PART NAME
1	Gas Pipe Connection
2	Liquid Pipe Connection
3	Drain Pipe Connection
4	Power and Communication Cable Routing Hole
5	Wired Remote Controller Wire Routing Hole
6	Air Inlet
7	Air Outlet
8	Decoration Panel (Accessory)
9	Decoration Corner Cover
10	Flexible Drain Hose
11	Fresh Air Intake Hole

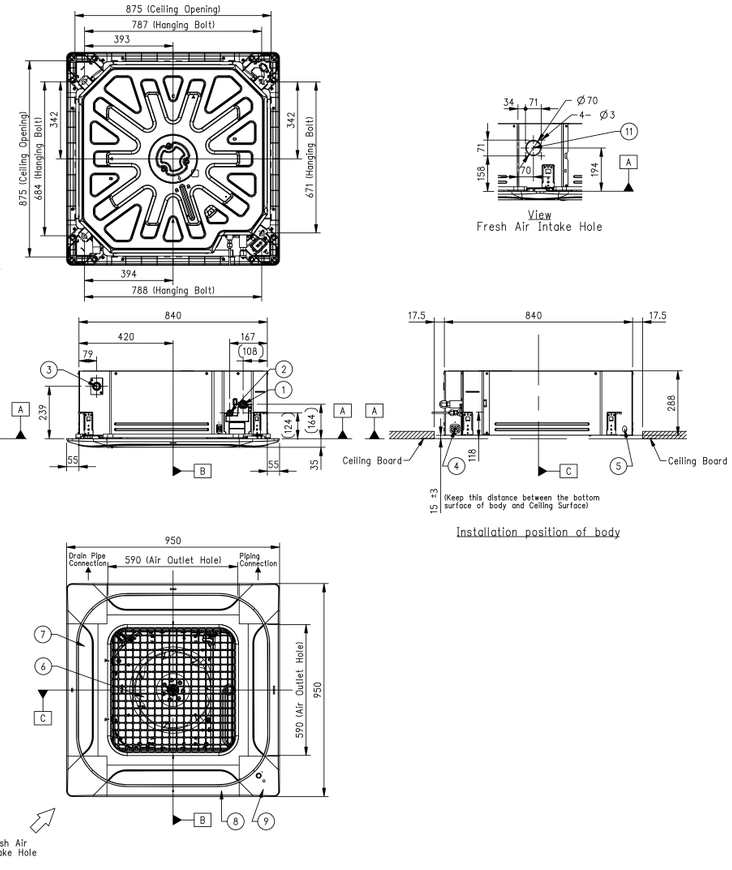

H-INVERTER (R32) / MID STATIC

UM12FH.N10 / UM18FH.N10

(Unit : mm)

	PART NAME
1	Gas Pipe Connection
2	Liquid Pipe Connection
3	Drain Pipe Connection
4	Power and Communication Cable Routing Hole
5	Remote Controller Cable Hole
6	Air Inlet
7	Air Outlet
8	Air Filters
9	Control Cover

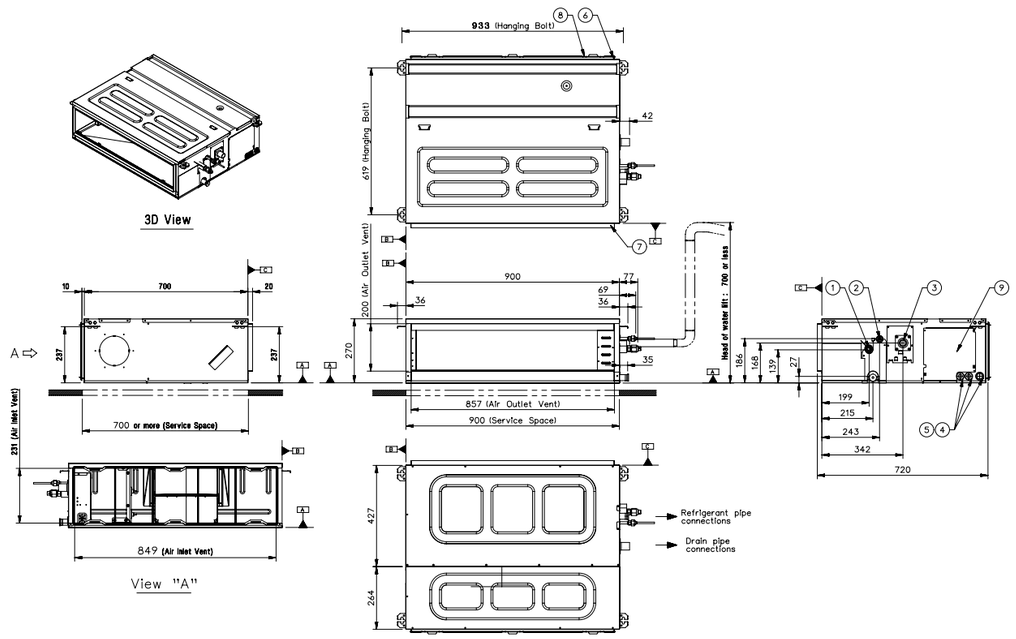

H-INVERTER (R32) / MID STATIC

UM24FH.N20 / UM30FH.N20

(Unit : mm)

	PART NAME
1	Gas Pipe Connection
2	Liquid Pipe Connection
3	Drain Pipe Connection
4	Power and Communication Cable Routing Hole
5	Remote Controller Cable Hole
6	Air Inlet
7	Air Outlet
8	Air Filters
9	Control Cover

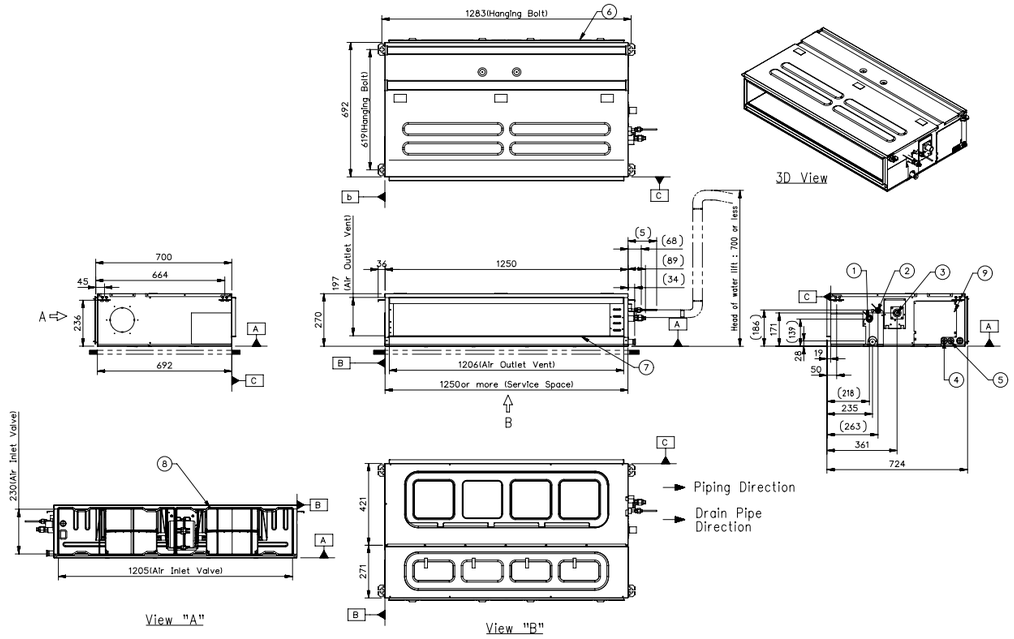

H-INVERTER (R32) / MID STATIC

UM36FH.N30 / UM42FH.N30 / UM48FH.N30

(Unit : mm)

	PART NAME
1	Gas Pipe Connection
2	Liquid Pipe Connection
3	Drain Pipe Connection
4	Power and Communication Cable Routing Hole
5	Remote Controller Cable Hole
6	Air Inlet
7	Air Outlet
8	Air Filters
9	Control Cover

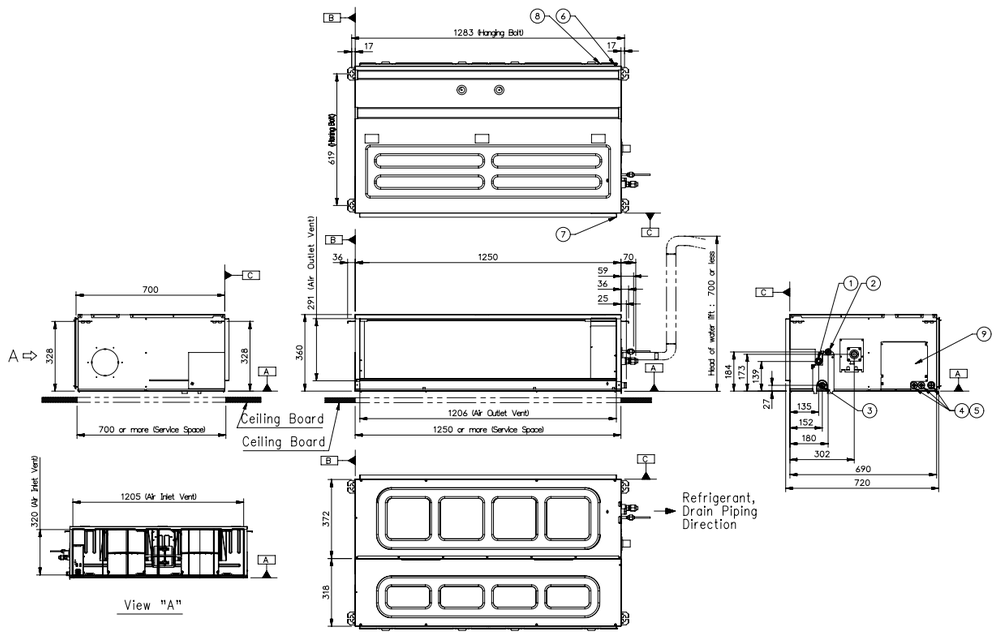

H-INVERTER (R32) / LOW STATIC

UL12FH.N50

(Unit : mm)

	PART NAME
1	Liquid Pipe Connection
2	Gas Pipe Connection
3	Drain Pipe Connection
4	Power supply Connection
5	Air Discharge
6	Air Suction

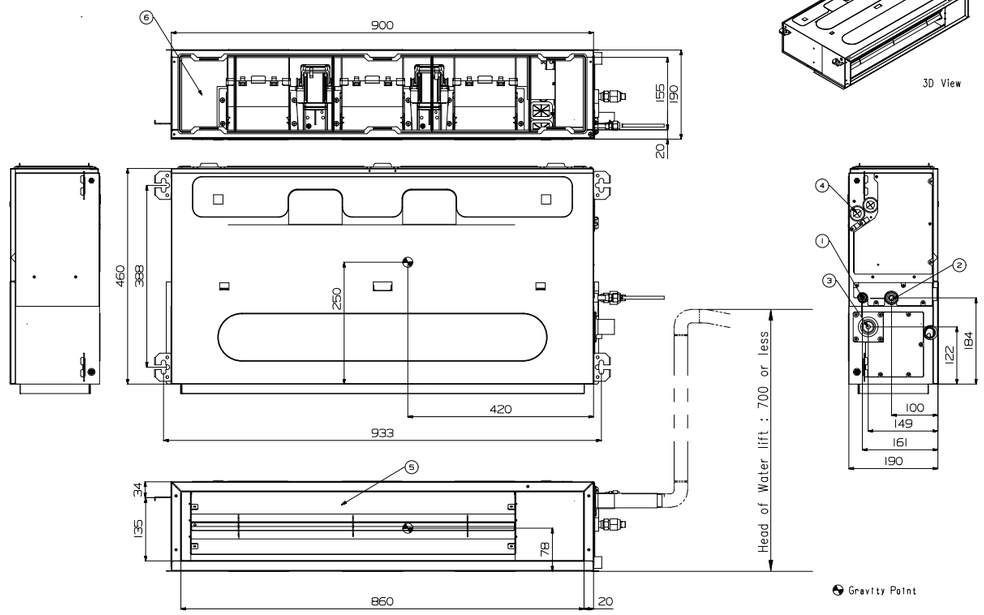

H-INVERTER (R32) / LOW STATIC

UL18FH.N30

(Unit : mm)

	PART NAME
1	Liquid Pipe Connection
2	Gas Pipe Connection
3	Drain Pipe Connection
4	Power supply Connection
5	Air Discharge
6	Air Suction

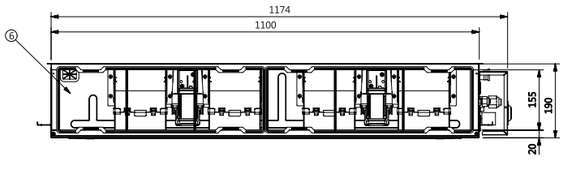

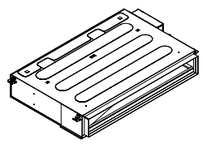

3D-VIEW

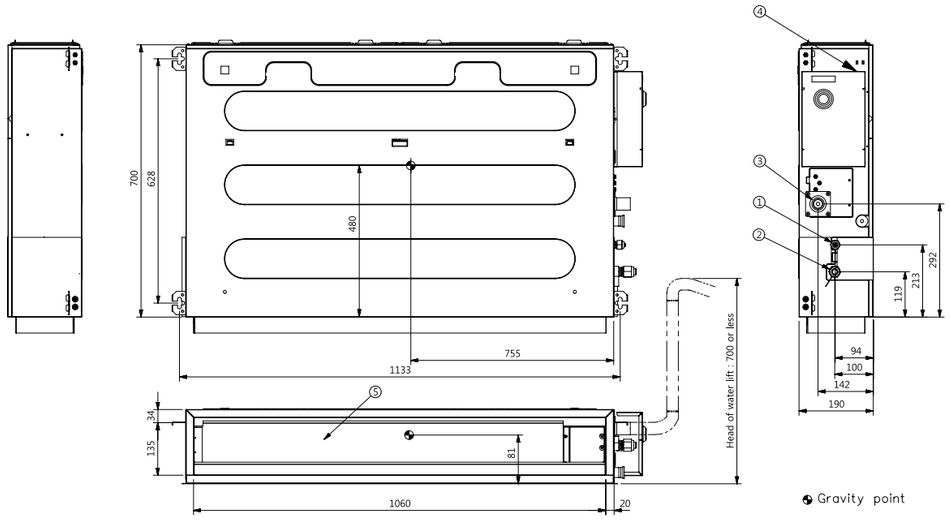

Gravity point

STANDARD / COMPACT INVERTER (R32) / MID STATIC

CM18F.N10 / CM24F.N10 / UM30F.N10

(Unit : mm)

	PART NAME
1	Gas Pipe Connection
2	Liquid Pipe Connection
3	Drain Pipe Connection
4	Power and Communication Cable Hole
5	Remote Controller Cable Hole
6	Air Inlet
7	Air Outlet
8	Air Filters
9	Control Cover

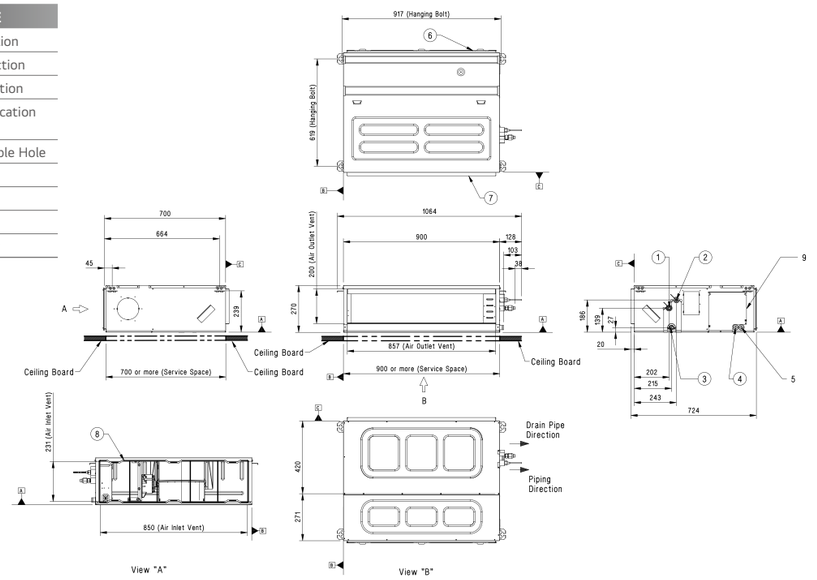

STANDARD / COMPACT INVERTER (R32) / MID STATIC

UM36F.N20

(Unit : mm)

	PART NAME
1	Gas Pipe Connection
2	Liquid Pipe Connection
3	Drain Pipe Connection
4	Power and Communication Cable Hole
5	Remote Controller Cable Hole
6	Air Inlet
7	Air Outlet
8	Air Filters
9	Control Cover

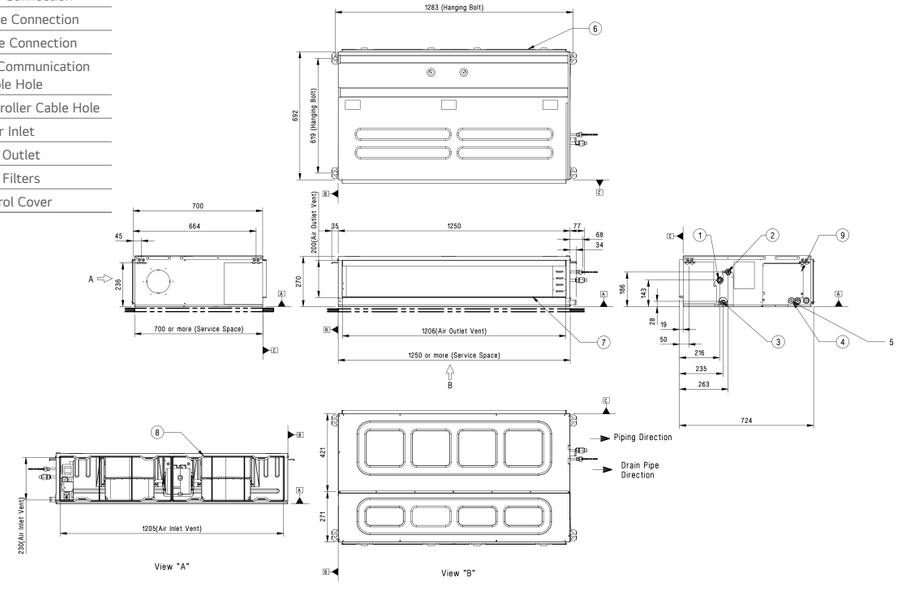

STANDARD INVERTER (R32) / MID STATIC

UM42F.N20

(Unit : mm)

	PART NAME
1	Gas Pipe Connection
2	Liquid Pipe Connection
3	Drain Pipe Connection
4	Power and Communication Cable Hole
5	Remote Controller Cable Hole
6	Air Inlet
7	Air Outlet
8	Air Filters
9	Control Cover

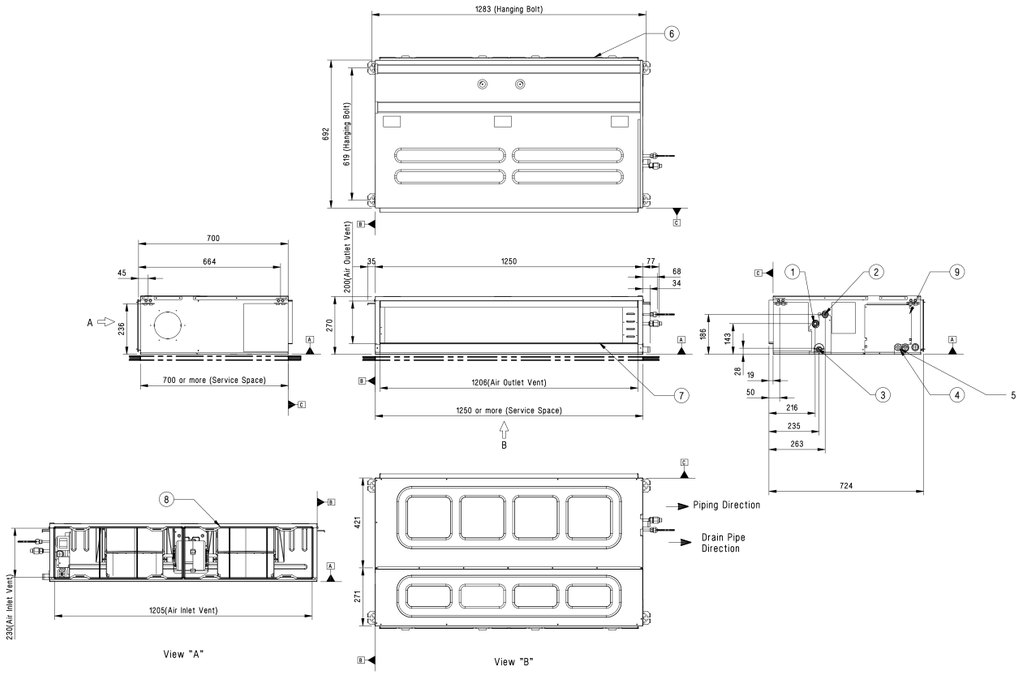

STANDARD INVERTER (R32) / MID STATIC

UM48F.N30 / UM60F.N30

(Unit : mm)

	PART NAME
1	Gas Pipe Connection
2	Liquid Pipe Connection
3	Drain Pipe Connection
4	Power and Communication Cable Hole
5	Remote Controller Cable Hole
6	Air Inlet
7	Air Outlet
8	Air Filters
9	Control Cover

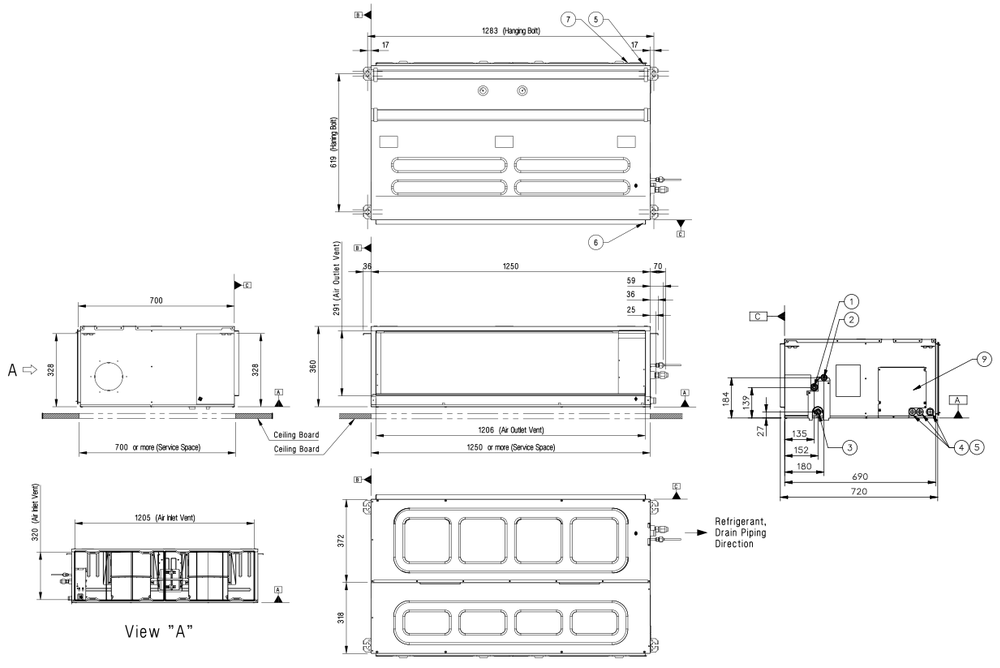

STANDARD INVERTER (R32) / LOW STATIC

CL09F.N50 / CL12F.N50

(Unit : mm)

	PART NAME
1	Liquid Pipe Connection
2	Gas Pipe Connection
3	Drain Pipe Connection
4	Power Supply Connection
5	Air Discharge
6	Air Suction

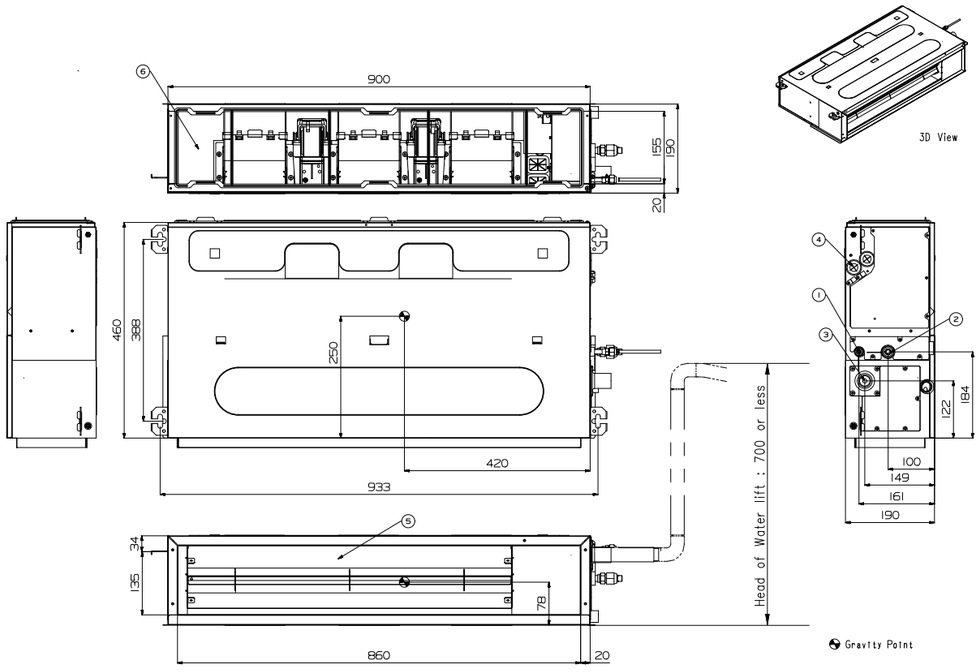

STANDARD / COMPACT INVERTER (R32) / LOW STATIC

CL18F.N60

(Unit : mm)

	PART NAME
1	Liquid Pipe Connection
2	Gas Pipe Connection
3	Drain Pipe Connection
4	Power Supply Connection
5	Air Discharge
6	Air Suction

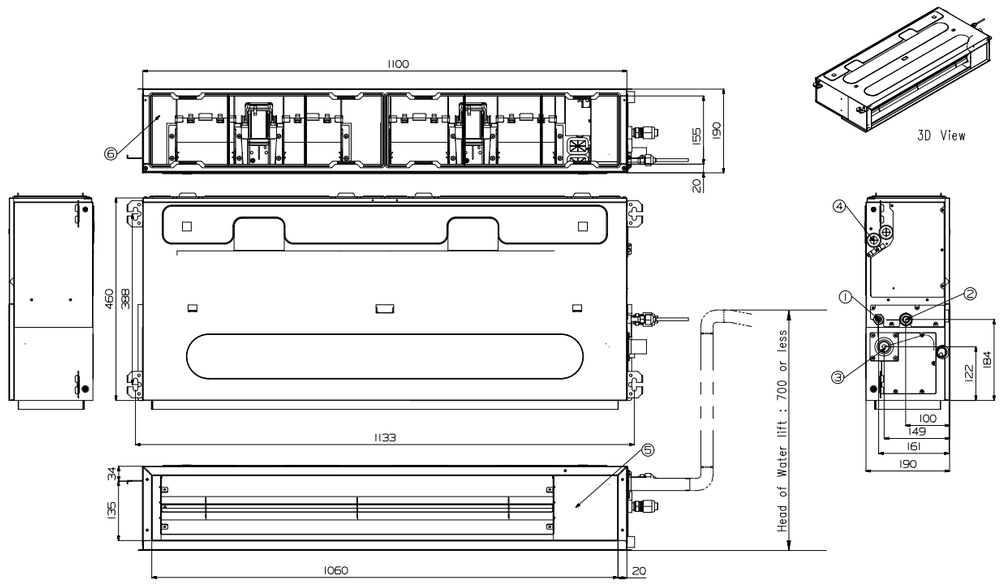

STANDARD / COMPACT INVERTER (R32) / LOW STATIC

CL24F.N30

(Unit : mm)

	PART NAME
1	Liquid Pipe Connection
2	Gas Pipe Connection
3	Drain Pipe Connection
4	Power Supply Connection
5	Air Discharge
6	Air Suction

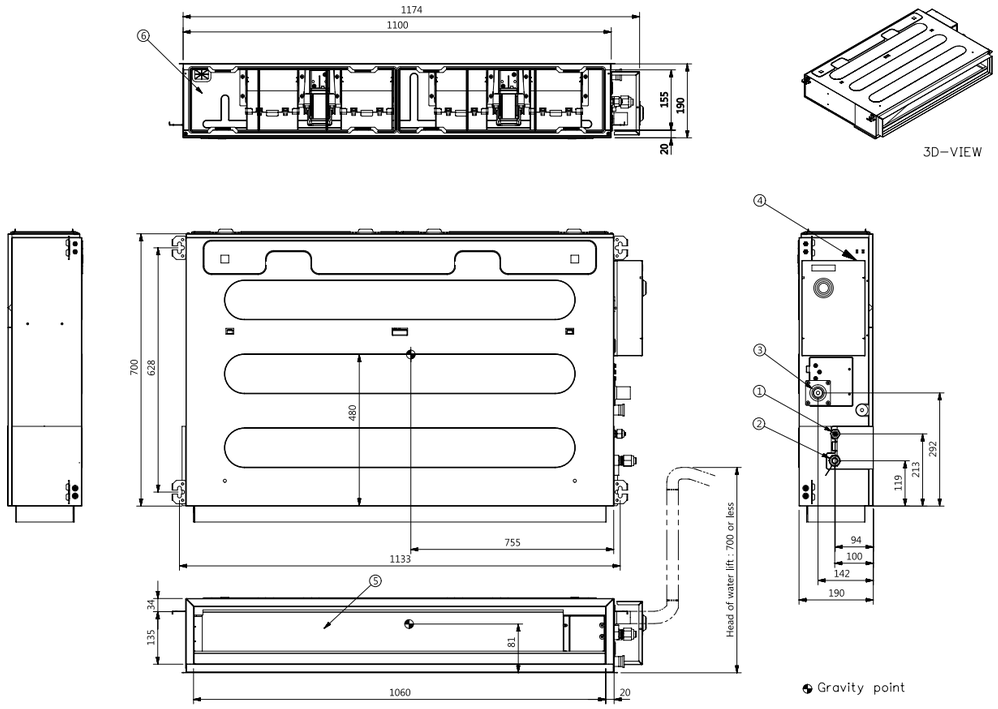

STANDARD INVERTER (R410A) / HIGH STATIC

UB70.N95 / UB85.N95

(Unit : mm)

	PART NAME
1	Air Suction Flange
2	Air Discharge Flange
3	Control Box
4	Gas Piping Connection
5	Liquid Pipe Connection
6	Drain Pipe Connection
7	Drain Pump (Option)

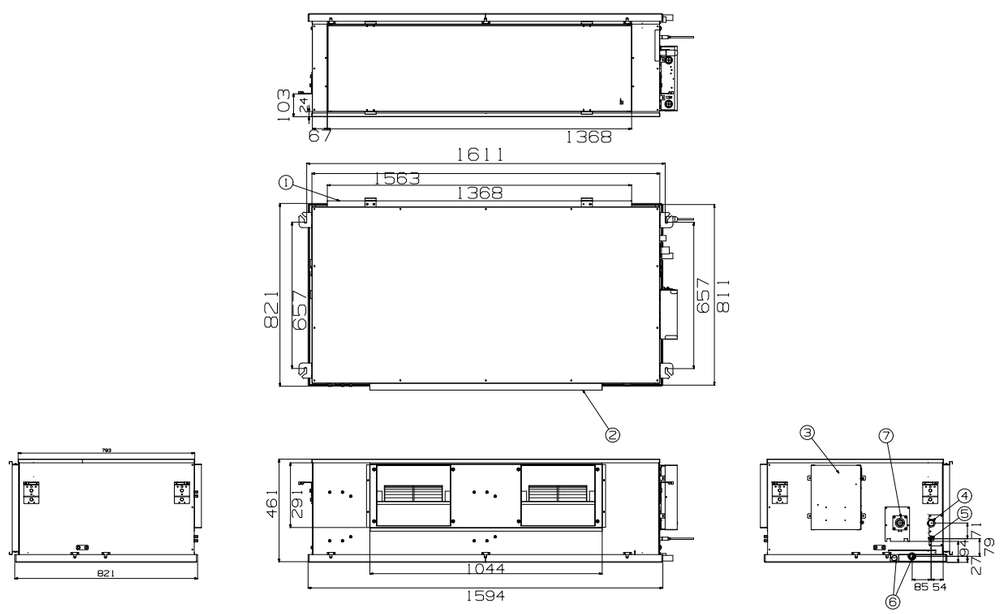

H-INVERTER (R32)

UV18FH.N10

(Unit : mm)

	PART NAME
1	Air Inlet
2	Air Outlet
3	Remote Controller Signal Receiver
4	Drain Hose Routing Hole
5	Refrigerant Pipe and Routing Hole
6	Gas Pipe Connection
7	Liquid Pipe Connection

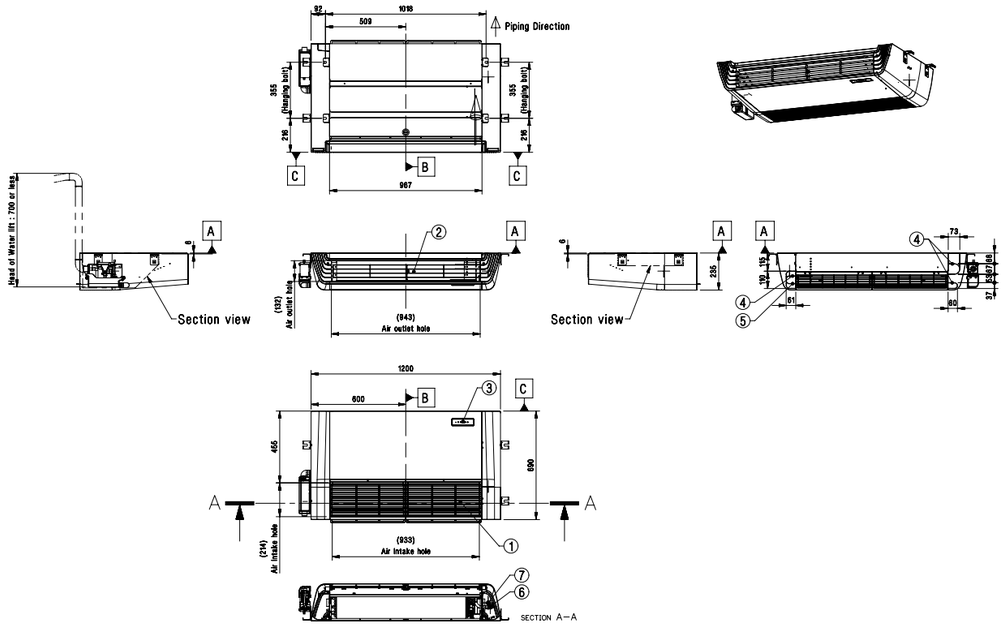

H-INVERTER (R32)

UV24FH.N20 / UV30FH.N20 / UV36FH.N20 / UV42FH.N20

(Unit : mm)

	PART NAME
1	Air Inlet
2	Air Outlet
3	Remote Controller Signal Receiver
4	Drain Hose Routing Hole
5	Refrigerant Pipe and Routing Hole
6	Gas Pipe Connection
7	Liquid Pipe Connection

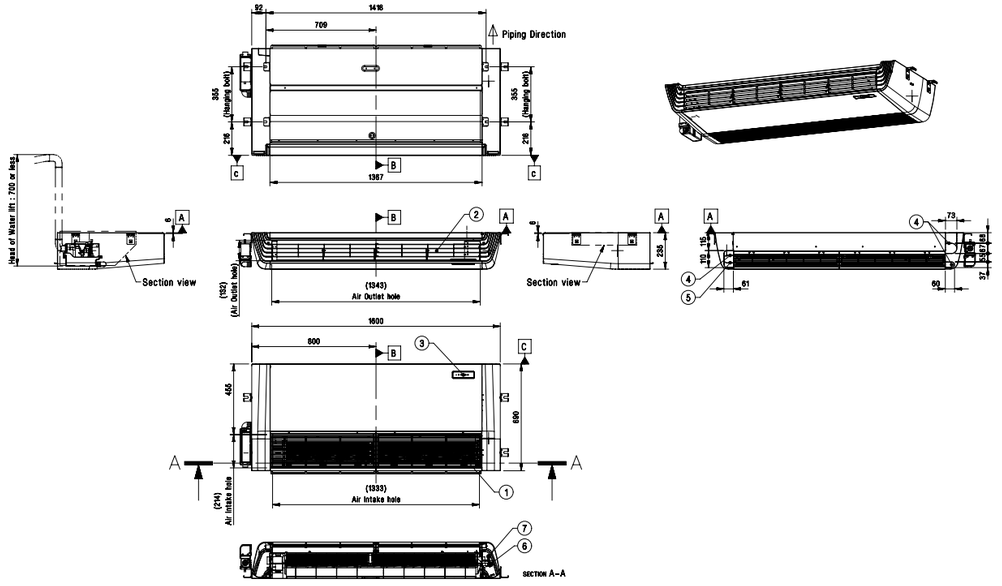

STANDARD / COMPACT INVERTER (R32)

UV18F.N10 / UV24F.N10 / UV30F.N10

(Unit : mm)

	PART NAME
1	Air Inlet
2	Air Outlet
3	Remote Controller Signal Receiver
4	Drain Hose Routing Hole
5	Refrigerant Pipe and Routing Hole
6	Gas Pipe Connection
7	Liquid Pipe Connection

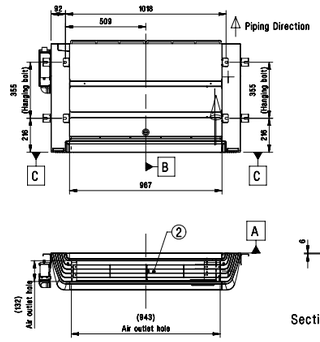

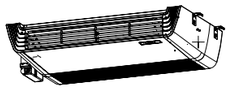

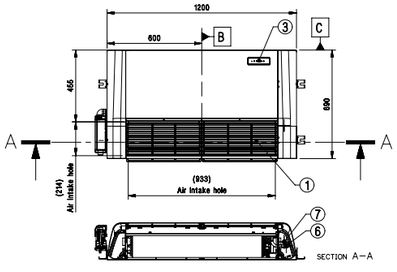

STANDARD INVERTER (R32)

UV36F.N20 / UV42F.N20 / UV48F.N20 / UV60F.N20

(Unit : mm)

	PART NAME
1	Air Inlet
2	Air Outlet
3	Remote Controller Signal Receiver
4	Drain Hose Routing Hole
5	Refrigerant Pipe and Routing Hole
6	Gas Pipe Connection
7	Liquid Pipe Connection

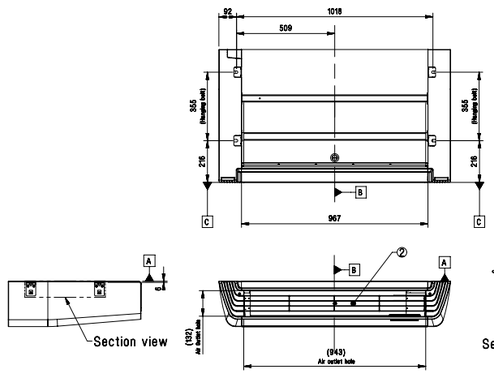



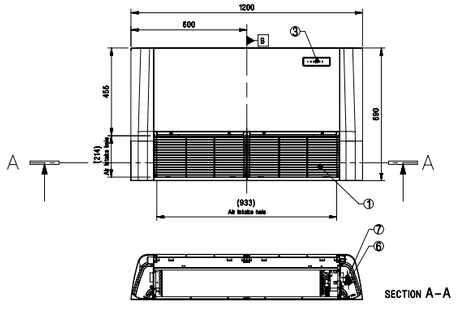

STANDARD INVERTER (R32)

UQ09.NA0 / UQ12.NA0 / UQ18.NA0

(Unit : mm)

	PART NAME
1	Air Suction Grille
2	Remote Controller Signal Receiver
3	Air Discharge Grille
4	Gas Pipe Connection
5	Liquid Pipe Connection
6	Drain Hose Connection
7	Refrigerant / Drain Pipe & Cable Routing Hole
8	Installation Plate
9	Terminal Block for Power Supply & Communication

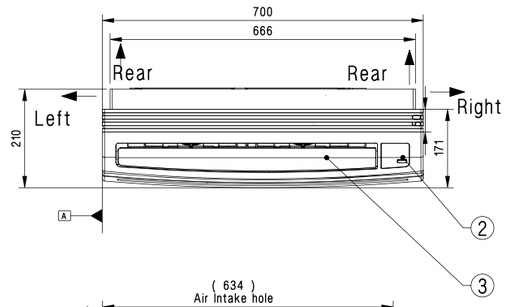

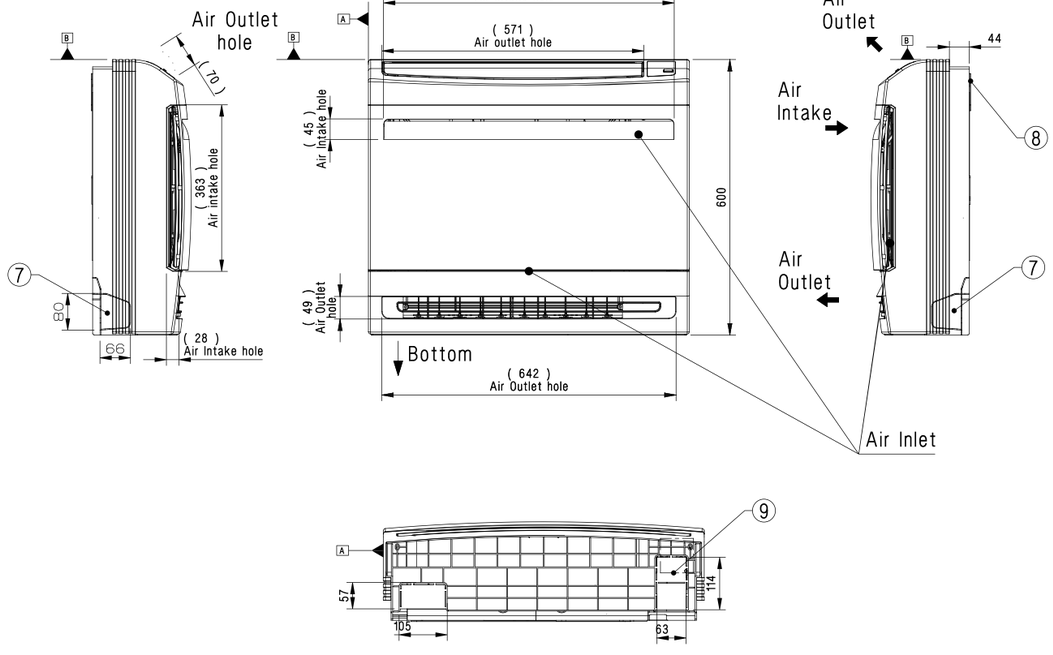

STANDARD INVERTER (R32)

MJ09PC.NSJ / MJ12PC.NSJ

(Unit : mm)

	PART NAME
1	Refrigerant / Drain Pipe and Cabel Routing Hole
2	Installation Plate
3	Drain Hose Connection
4	Terminal Block for Power Supply Communication
5	Display & Remote Controller Signal Receiver
6	Decoration Cover

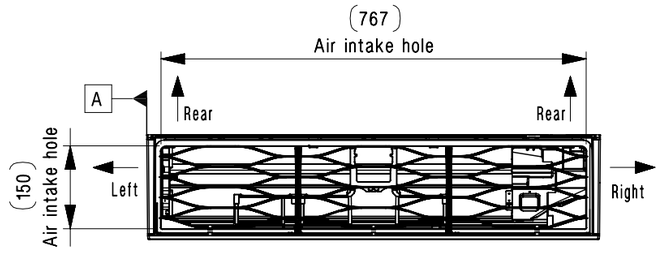

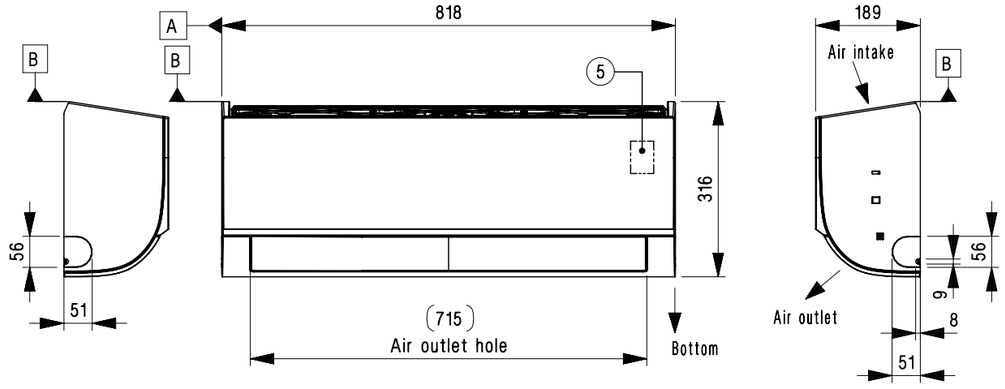

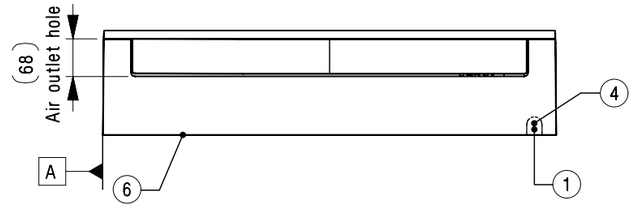

STANDARD INVERTER (R32)

MJ18PC.NSJ / MJ24PC.NSJ

(Unit : mm)

	PART NAME
1	Refrigerant / Drain Pipe and Cabel Routing Hole
2	Installation Plate
3	Drain Hose Connection
4	Terminal Block for Power Supply Communication
5	Display & Remote Controller Signal Receiver
6	Decoration Cover

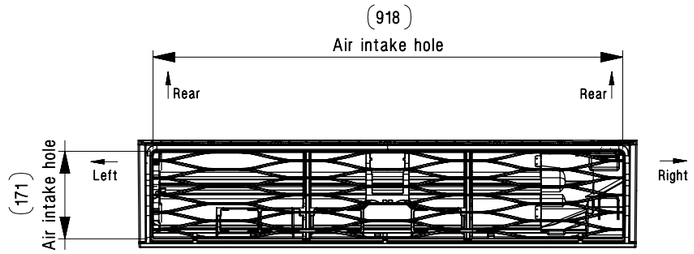

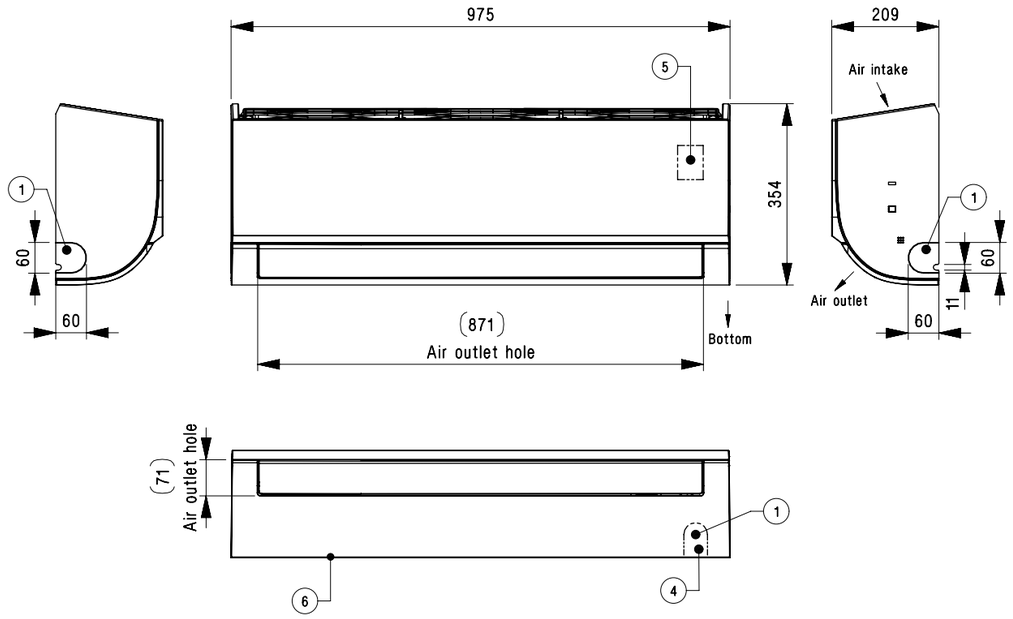

STANDARD / COMPACT INVERTER (R32)

US30F.NR0 / US36F.NR0

(Unit : mm)

	PART NAME
1	Refrigerant / Drain Pipe and Cabel Routing Hole
2	Installation Plate
3	Drain Hose Connection
4	Terminal Block for Power Supply Communication
5	Display & Remote Controller Signal Receiver
6	Decoration Cover

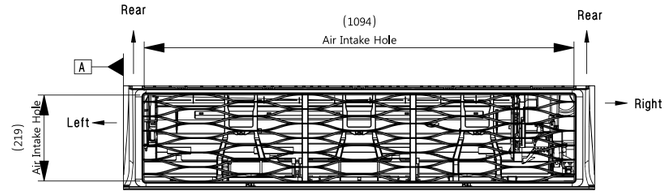

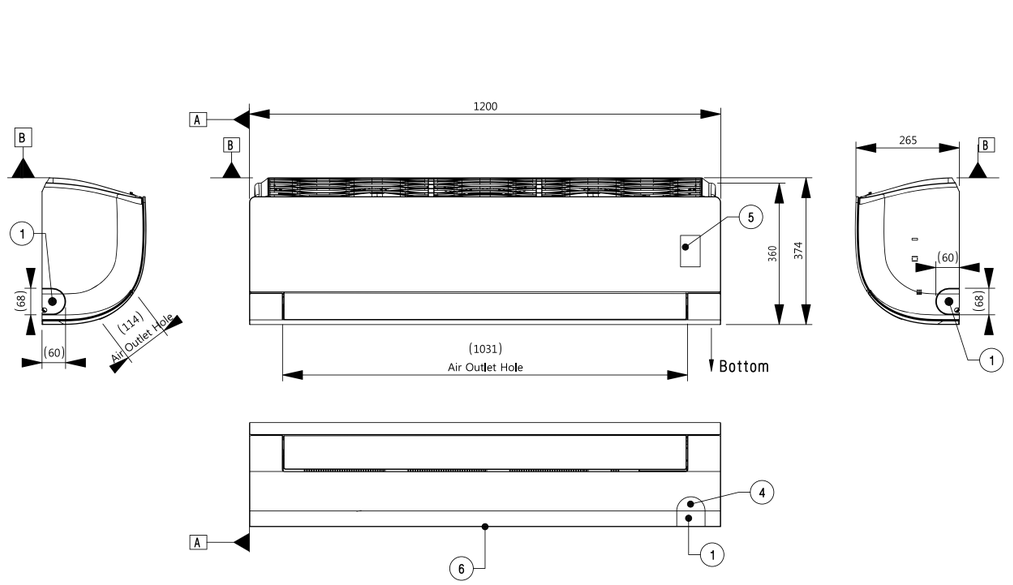

STANDARD INVERTER (R410A)

UP48.NT2

(Unit : mm)

	PART NAME
1	Front Air Discharge Grille
2	Display & Single Receiver
3	Air Suction Grille

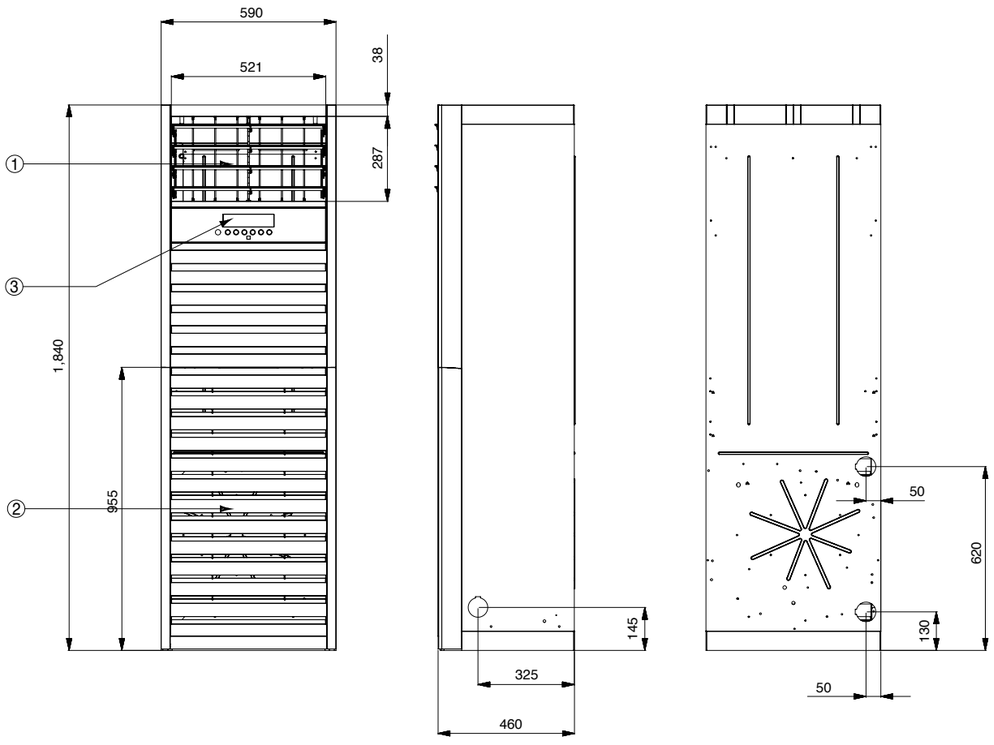

HIGH / STANDARD / COMPACT INVERTER (R32)

UUA1.UL0

(Unit : mm)

	PART NAME
1	Air Outlet
2	Control Cover & SVC Valve Cover
3	Power and Communication Cable Connection
4	Gas Pipe Connection
5	Liquid Pipe Connection
6	Power and Communication Cable Routing Hole
7	Refrigerant Pipe Routing Hole
8	Handle
9	Intake Air Temperature Sensor Cover

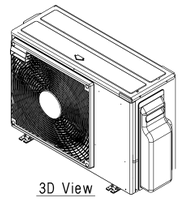

HIGH / STANDARD / COMPACT INVERTER (R32)

UUB1.U20

(Unit : mm)

	PART NAME
1	Air Outlet
2	Control Cover & SVC Valve Cover
3	Power and Communication Cable Connection
4	Gas Pipe Connection
5	Liquid Pipe Connection
6	Handle
7	Intake Air Temperature Sensor Cover

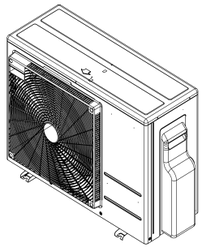

3D View

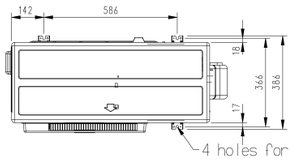

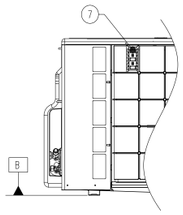

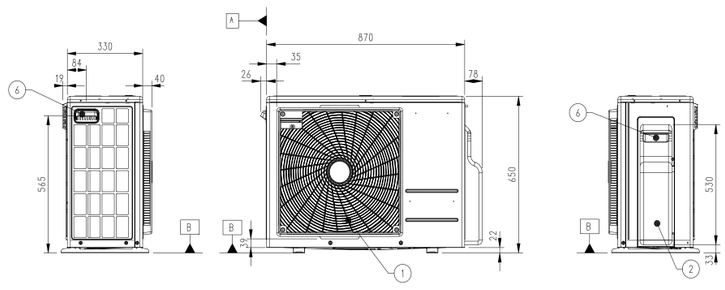

Side View
(removed valve cover)

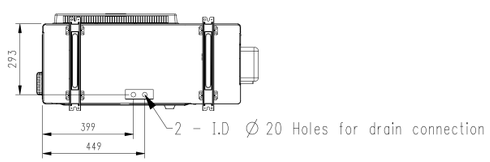

HIGH / STANDARD / COMPACT INVERTER (R32)

UUC1.U40

(Unit : mm)

	PART NAME
1	Air Outlet
2	Power and Communication Cable Hole
3	Gas Pipe Connection
4	Liquid Pipe Connection
5	Handle
6	Pipe Routing Hole (Front)
7	Pipe Routing Hole (Side)
8	Pipe Routing Hole (Back)



3D View

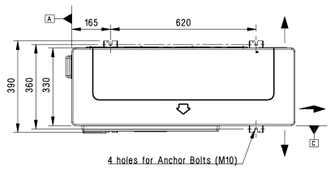

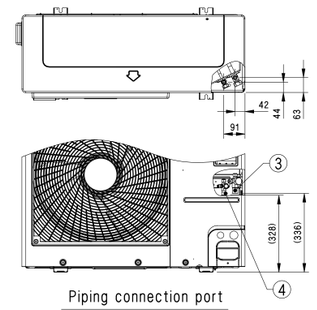

Piping connection port

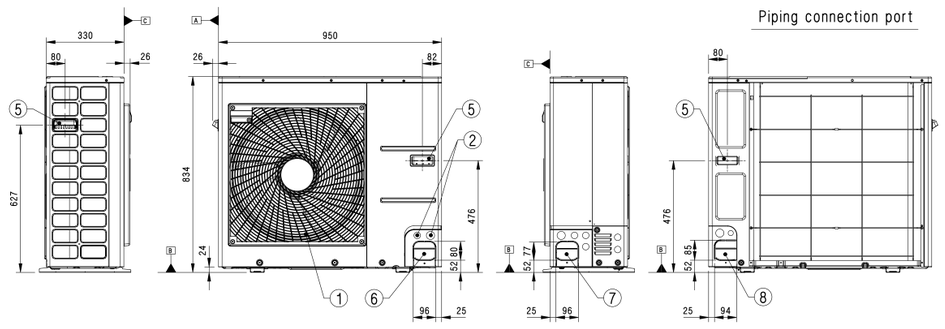

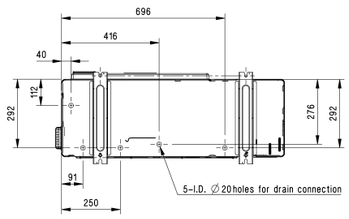

STANDARD INVERTER (R32)

UUD1.U30 / UUD3.U30

(Unit : mm)

	PART NAME
1	Air Outlet
2	Power and Communication Cable Hole
3	Gas Pipe Connection
4	Liquid Pipe Connection
5	Handle
6	Pipe Routing Hole (Front)
7	Pipe Routing Hole (Side)
8	Pipe Routing Hole (Back)

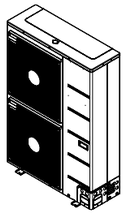

3D View

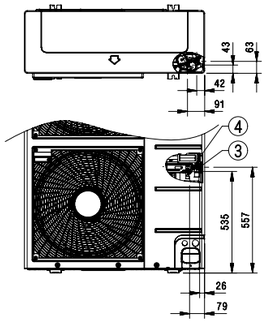

Piping connection port

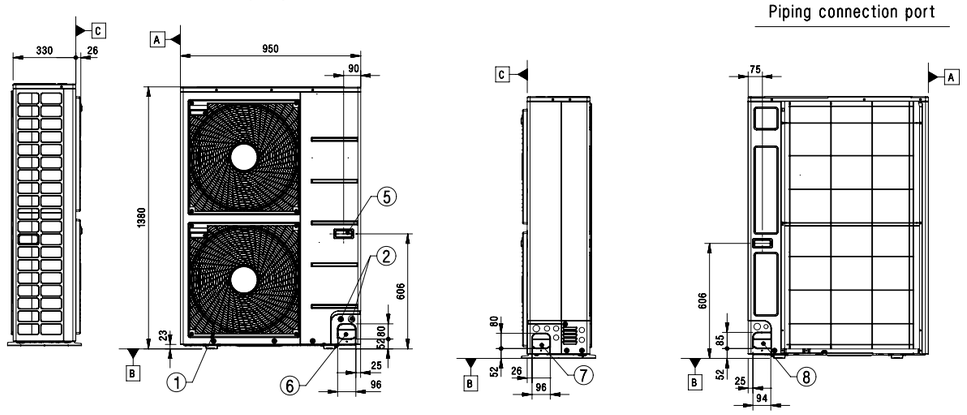

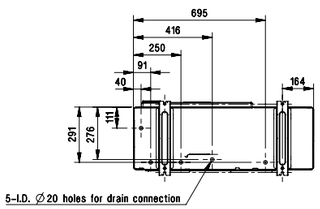

STANDARD INVERTER (R410A)

UU48W.U32 / UU49W.U32

(Unit : mm)

	PART NAME
1	Air Outlet
2	Power and Communication Cable Hole
3	Gas Pipe Connection
4	Liquid Pipe Connection
5	Handle
6	Pipe Routing Hole (Front)
7	Pipe Routing Hole (Side)
8	Pipe Routing Hole (Back)



3D View

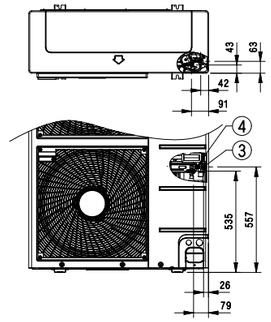

Piping connection port

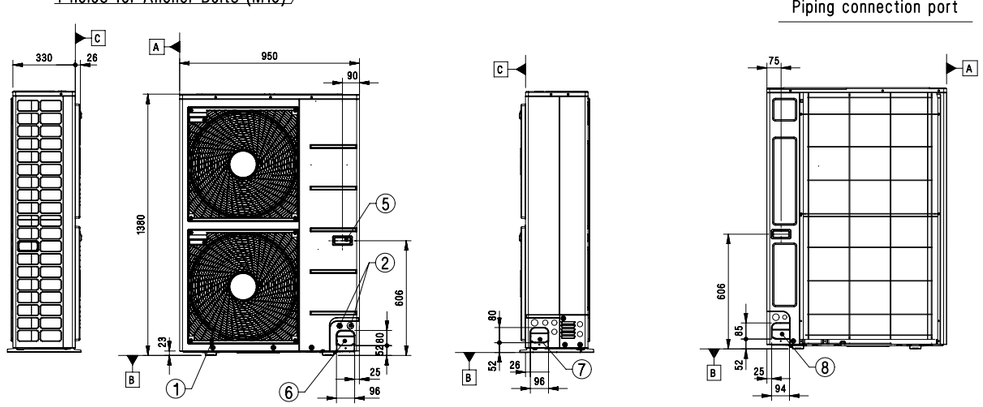

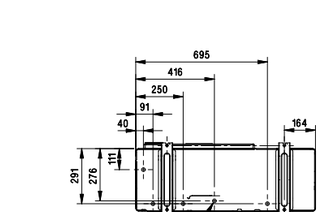

STANDARD INVERTER (R410A)

UU70W.U34

(Unit : mm)

	PART NAME
1	Air Outlet
2	Power and Communication Cable Hole
3	Gas Pipe Connection
4	Liquid Pipe Connection
5	Handle
6	Pipe Routing Hole (Front)
7	Pipe Routing Hole (Side)
8	Pipe Routing Hole (Back)

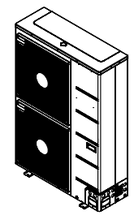

3D View

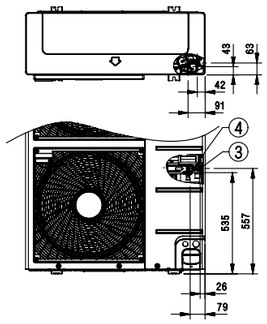

Piping connection port

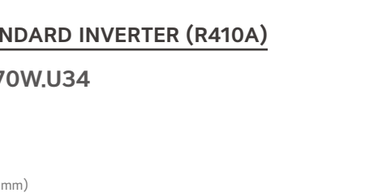

4 holes for Anchor Bolts (M10)

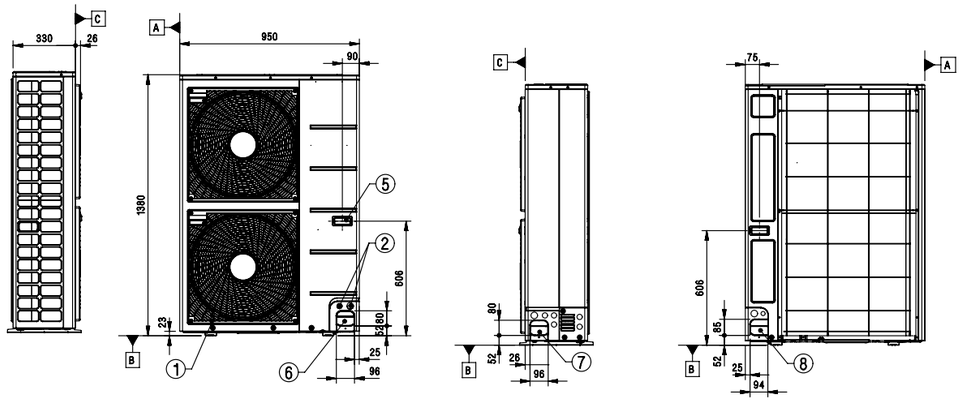

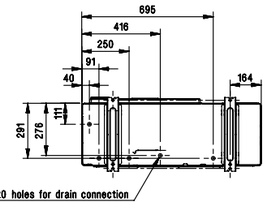

5-I.D. ∅20 holes for drain connection

STANDARD INVERTER (R410A)

UU85W.U74

(Unit : mm)

	PART NAME
1	Gas Piping Connection
2	Liquid Piping Connection
3	Air Inlet
4	Air Outlet
5	Drain Hole 22
6	Power and communication Cable Hole
7	Power and communication Cable Hole
8	Power and communication Cable Hole

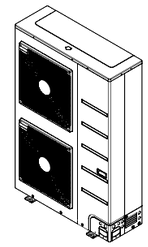

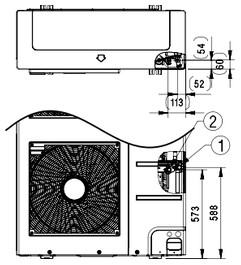

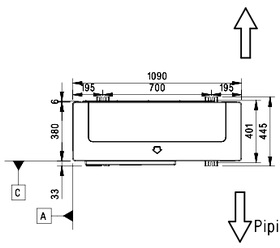

Piping Direction

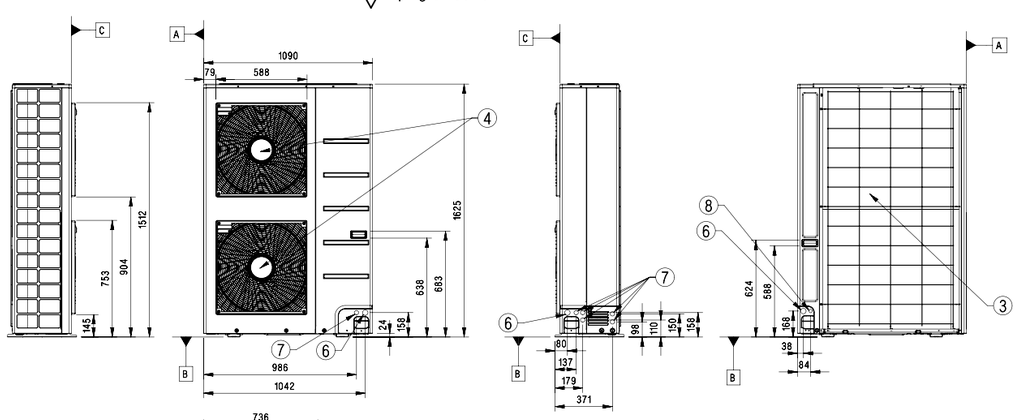

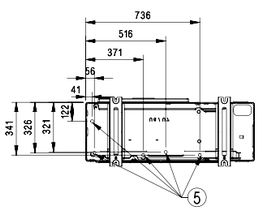

CHILLER

INVERTER SCROLL CHILLER

Capacity (kW)		65	74	114	130	148	171	195	222
`18 Heat Pump Model (ACHH *** LBAB)									
Capacity (Kw)	Cooling	65	74	114	130	148	171	195	222
	Heating	70.3	82	120	140.6	164	180	210.9	246
Range of Unit Control		Up to 1,110 kW (5 CHILLERS) by AC Smart Controller 							
		Up to 1,110 kW (5 CHILLERS) by HMI Touch controller 							
		* Central controller ACP, AC Smart controller are option.							
		Up to 2,220 kW (10 CHILLERS) by ACP (Advanced Control Platform) 							

FCU

(kW)* / (kBtu/h)		1.8 / 6k	2.7 / 9k	3.2 / 11k	4.1 / 14k	6 / 20k	7.2 / 24k	9 / 30k	10.5 / 36k	13 / 44k
Ceiling Mounted Cassette	4 Way Cassette 	●	●	●	●	●	●	●	●	●
	Body Size (W x H x D, mm)	570 x 214 x 570			570 x 256 x 570	840 x 204 x 840		840 x 246 x 840		
	Front Panel*	PT-QAGW0 				PT-UMC1/ PT-MCHW0 				

* Panels are available only for FCU

(kW)* / (kBtu/h)		1.5 / 4k	1.8 / 6k	2.5 / 9k	3.2 / 11k	3.9 / 13k	5.5 / 17k	6.6 / 22k
Ceiling Mounted Duct	Low ESP Duct 	●	●	●	●	●	●	●
	Body Size (W x H x D, mm)	700 x 190 x 700		900 x 190 x 700		1,100 x 190 x 700		

※ All lineups are for 2 pipes type only.
* Based on Cooling Capacity. Cooling Capacity testing condition : Inlet/Outlet Water Temperature 7°C / 12°C, Indoor Air Temperature 27°CDB / 19°CWB

Accessories & Parts for Water Pipes Connection

Remote Controller	Dry Contact	ETC.	Not Offered by LG and to be Purchased Separately	
			Parts for Water Pipes Connection	Installation Parts
 **Premium** PREMTA000 (A/B)	 PDRYCB000 (Simple)	 **Remote Temperature Sensor** PQRSTA0	 **Rubber Packing** (4EA, OD23 x ID15 x t3.2)	 **Ball Valve** (2EA, FPT ¾", 20A)
 **Standard III** [1] PREMTB101 (White) PREMTBB11 (Black)	 PDRYCB400 (2 points)	 **Wi-Fi Modem** PWFMDD200	 **Flexible Pipe** (2EA, FPF ¾", 350mm/500mm Ordered Specification)	 **Nipple** (2EA, MPT ¾", MPF ¾")
 **Standard II** PREMTB001 (White) PREMTBB01 (Black)	 PDRYCB320 (for Thermostat)	 **Multi-tenant Power Module** PINPMB001	 **Nipple** (2EA, MPT ¾", MPF ¾")	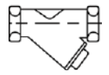 **Strainer** (1EA, FPF ¾", #30)
 **Simple** PQRCVCL0Q (W) PQRCHCA0Q (W) (for Hotel)		 **Group Control Wire** PZCWRCG3	 **2 Way Valve** (On/Off, 2-wires or 3-wires)	 **Water Pipe** (2EA, 20A, Copper or Stainless Tube)
 **Wireless Remote Controller** PWLSSB21H/C (Heat Pump / Cooling Only)		 **2-Remo. Control Wire** PZCWRC2	 **Valve insulation Material** (1EA)	
		 **Extension Wire** PZCWRC1		
		 **Drain Hose** [3] (1EA, 5m)		

1) It could not be operated some functions.
2) The dry contact for Modbus is built-in to the FCU as default.
3) Included with installation parts



ULTIMATE INVERTER COMPRESSOR

As the core technology of the air conditioning system, the Ultimate Inverter Compressor of MULTI V 5 boasts its ultimate efficiency and durability, designed based on the unique technology and innovation of LG HVAC.

All Inverter

Provide high efficiency with low vibration and low noise

Six By-pass Valves

Prevent compressor damage due to excessively compressed refrigerant more efficiently than 4 by-pass valves

01. Vapor Injection

Wide operating range via two-stage compression

02. Enhanced Bearing with PEEK Material

Newly invented system motivated by PEEK (Polyetheretherketone) bearing used for aero engine to increase operation range and durability

03. Wide Operation Range from 30 to 130 Hz

Improved part load efficiency at all operation ranges

04. HiPOR™ (High Pressure Oil Return)

Resolve compressor efficiency loss caused by oil return

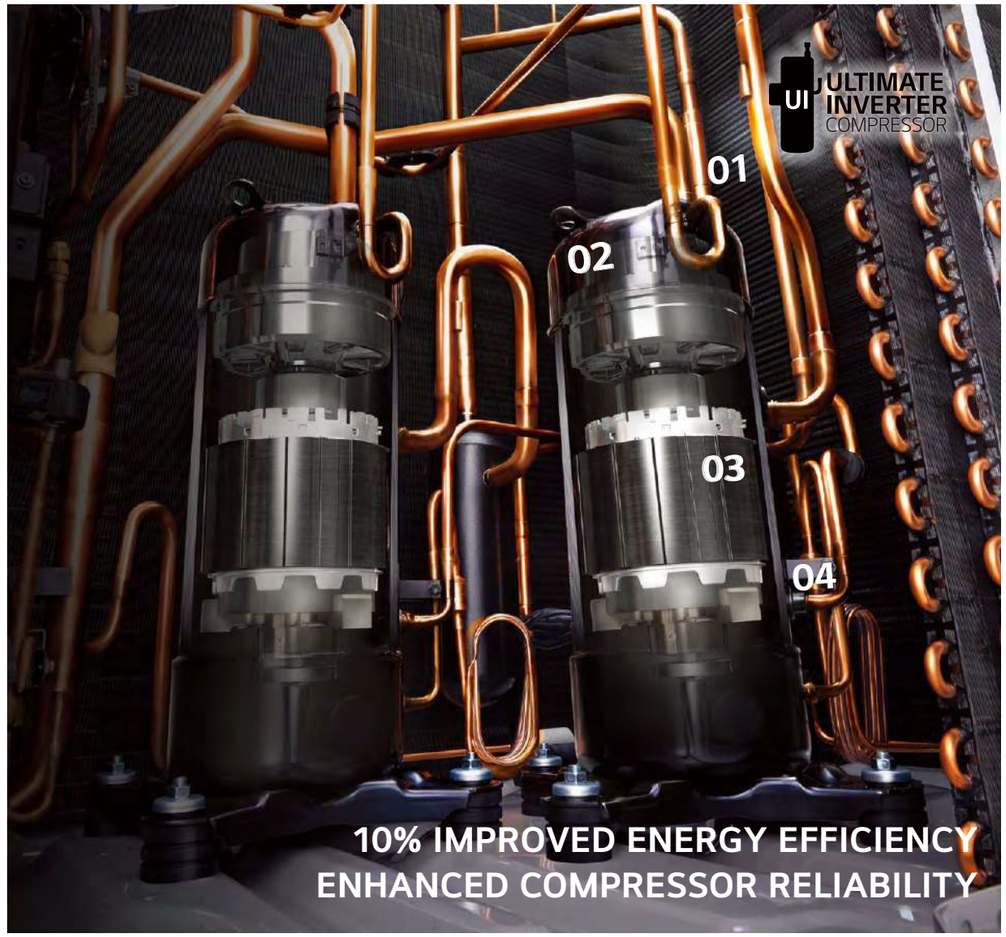

Smart Farm



Small Industry (Process Water)



Hotel / Office



All Inverter Scroll Compressor

All inverter scroll compressor with HiPOR™ (Patent) is applied to improve full load and part load energy efficiency.

All Inverter System

Wide operation frequency range 30 ~ 130Hz

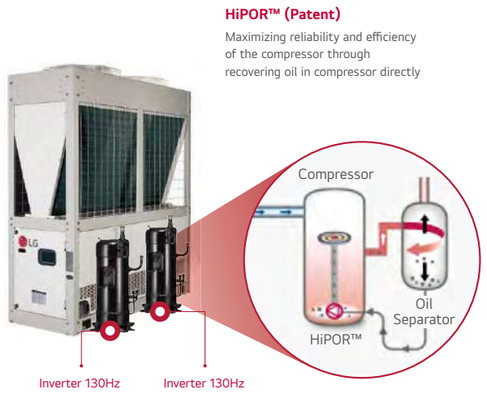

Compressor Efficiency

Compressor efficiency by Hz is increased through HiPOR™ application

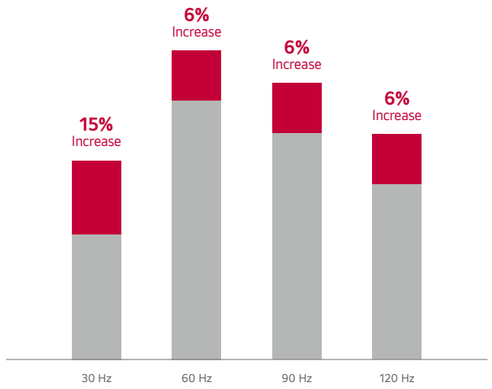

※ Test condition at Tc=54.4°C, Te=7.2°C

App. Inverter Comp. vs Constant Speed Comp.

Inverter compressor is more stable and efficient solution than Constant speed compressor.

Comparison of starting type

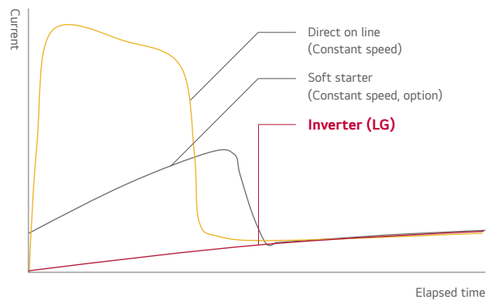

Compressor	Starting type	Starting current (Is / FLA*, %)
Constant speed	Direct on line	About 650%
	Soft starter	200 ~ 350%
Inverter (LG)	Inverter	No inrush current

* FLA : Full load ampere

Inverter's feature & benefits

When starting

Reduce starting torque below full load torque
➠ **Mechanical wear↓**

Decrease starting current under FLA
➠ **Circuit breaker capacity↓**

When operating

Low electric loss due to high value of the power factor**
➠ **Energy efficient**

Low power input in part load
➠ **High SEER**

Continuously adjust compressor output according to the load (Compressor 15~125Hz)
➠ **Save energy**

** Power factor : Ratio between active power(kW) and total power(kVA)

Lower Load Operation

20% part load operation and minimized water outlet temperature haunting with Inverter scroll compressor.

LG Inverter Scroll Compressor

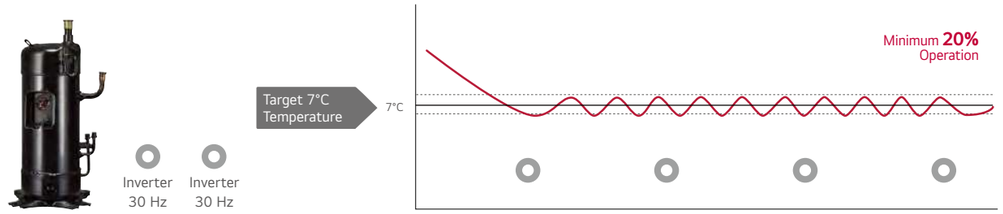

Normal On/Off Multi Compressor System

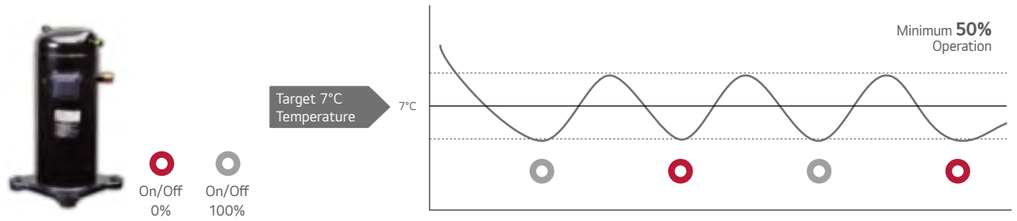

High Energy Efficiency

All inverter scroll compressors with Multi V technologies improve energy efficiency.

Cooling Performance

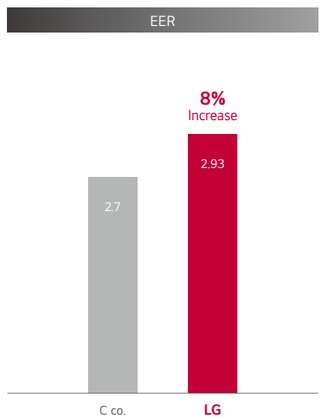

Heating Performance

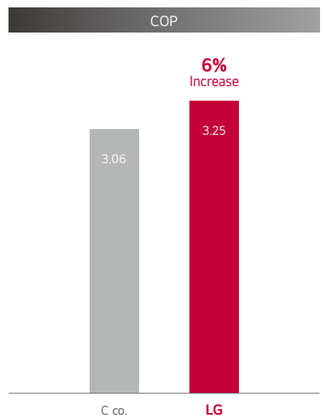

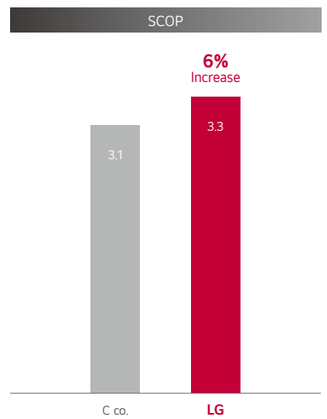

※ 65 kW Heat pump model comparison

Continuous Heating Operation

Continuous heating minimizes the decrease of water outlet temperature during defrosting for multi circuit model.

Multi cycle can defrost each cycle individually to supply hot water continuously multi cycle.

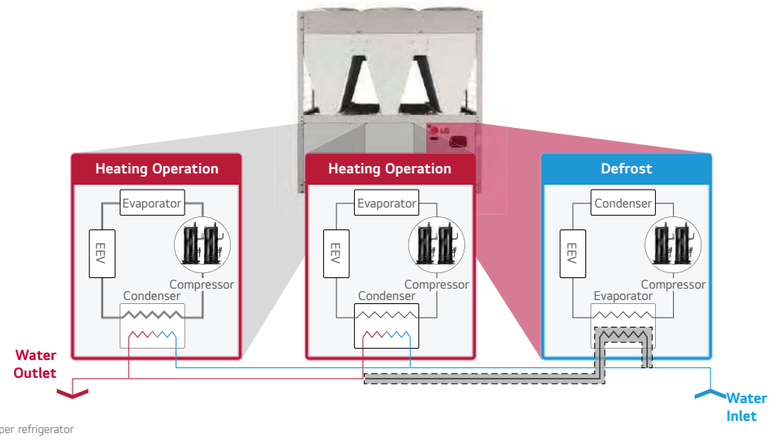

* Applied up to 6 scroll compressors per refrigerator

Back Up Operation

If one compressor or one cycle needs to be repaired, backup operation helps the whole system to operate continuously.

All Inverter System

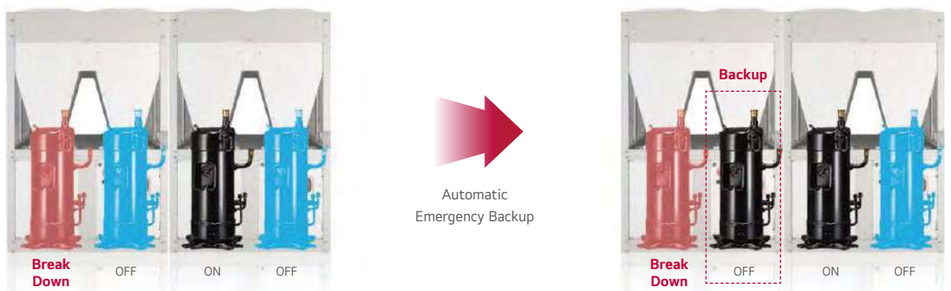

Cycle back up

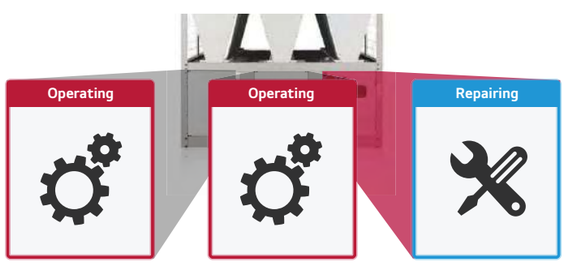

Corrosion Resistance (Black Fin)

'Black Fin' heat exchanger is highly corrosion resistant, designed to perform in corrosive environments such as contaminated and humid condition.

Black Fin

- Longer lifespan, lower operational costs
- Strengthened corrosion resistant coating

Hydrophilic Coating

The hydrophilic coating minimizes moisture build up on the fin.

Corrosion Resistant Black Coating

The black coating provides strong protection from corrosion.

Aluminum Fin



Black Box Function

Quick service can be done because operation data can be saved for 180 seconds before system failure.

Without Black Box Function

Check many failure causes and error codes in person

Take much service time and undergo trial and error

With Black Box Function

Search for the failure cause conveniently using recorded data

Save service time and diagnose it more accurately

Record operation data for
180 seconds before system failure!



Compact Size

Compact size reduces concern about installation and service space.



Low Noise Level

Lower noise can reduce noise pollution and provide a quieter environment.

Noise Comparison



Silent Operation Function (Cooling Mode)

Silent operation function can reduce noise levels at night time by adjusting the fan RPM.

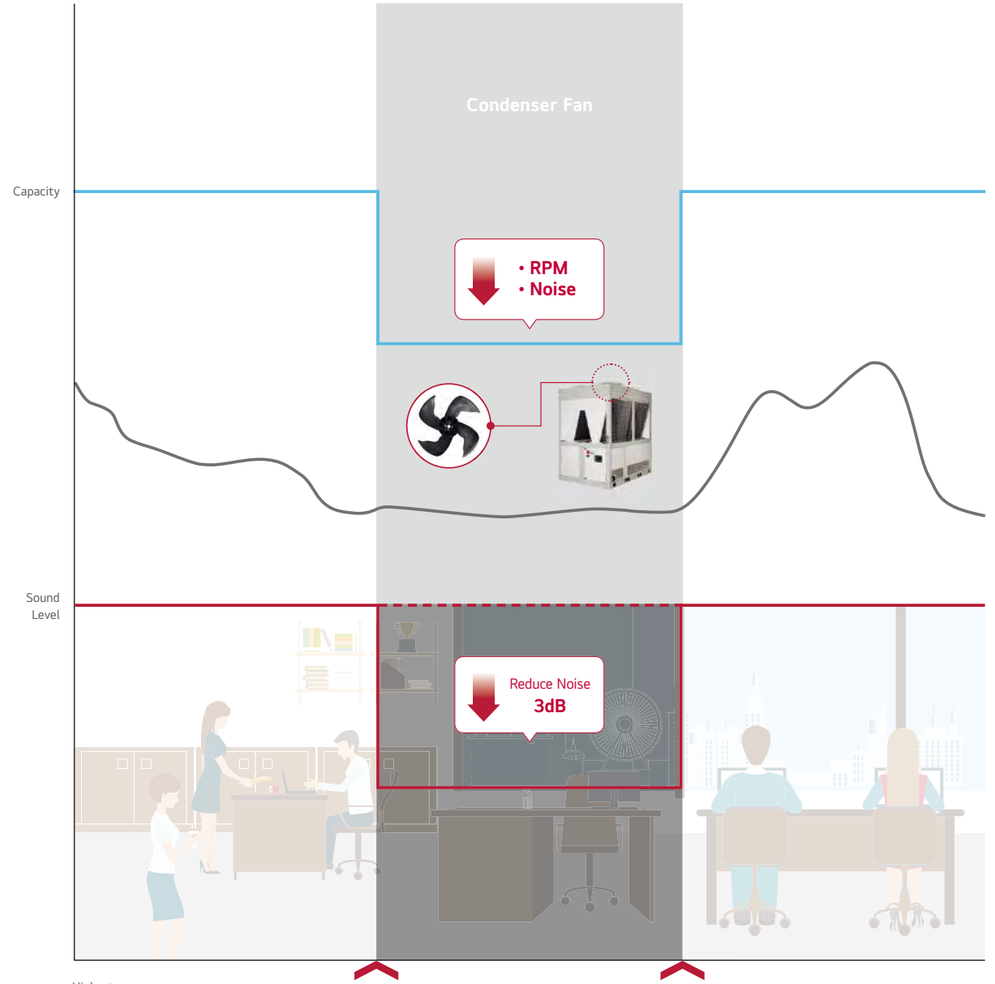



ACHH020LBAB / ACHH023LBAB
ACHH033LBAB / ACHH040LBAB




LG participates in the ECP programme for EUROVENT LCP-HP program. Check ongoing validity of certification : www.eurovent-certification.com

Heat pump model

INVERTER SCROLL CHILLER			ACHH020LBAB	ACHH023LBAB	ACHH033LBAB	ACHH040LBAB
			H/P	H/P	H/P	H/P
Power		Phase,Lines,V	3,4,380~415	3,4,380~415	3,4,380~415	3,4,380~415
Capacity	Cooling	kW	65	74	114	130
		RT	18.5	21	32.4	37
	Heating	kW	70.3	82	120	140.6
		RT	20	23	34	40
Input Power	Cooling	kW	22.2	27.4	36.8	44.4
	Heating	kW	21.6	27.3	35.3	43.3
Max Operating Current		A	39	48	72	78
Efficiency	Cooling	W/W	2.93	2.70	3.10	2.93
	Heating	W/W	3.25	3.00	3.40	3.25
SEER		W/W	4.40	4.20	4.50	4.40
SCOP		W/W	3.30	3.30	3.30	3.30
Sound Pressure*		dBA	67	68	68	68
Sound Power	Cooling	dBA	86	87	87	90
	Heating		86	87	88	90
Compressor	Type	-	Scroll	Scroll	Scroll	Scroll
	No. of Compressor	EA	2	2	4	4
	Oil Type	-	PVE	PVE	PVE	PVE
	Oil Charge	cc	1,400 x 2	1,400 x 2	1,400 x 4	1,400 x 4
	Sump Heater	W	60 x 2	60 x 2	60 x 4	60 x 4
Refrigrant	Type	-	R410A	R410A	R410A	R410A
	Amount of Charged	Kg	7.0 kg x 2	7.0 kg x 2	7.0 kg x 4	7.0 kg x 4
Evaporator	Type	-	plate	plate	plate	plate
	Pressure Drop	kPa	21.5	28.7	18.7	21.5
	Operating Maximum Pressure (Refrigrant / Water)	kg/cm²	42/10	42/10	42/10	42/10
	Standard Flow (Cooling / Heating)	LPM	186/200	211/235	327/345	372/400
	Inlet / Outlet Diameter (Water Pipe)	mm	50A/50A	50A/50A	65A/65A	65A/65A
Fan Motor	Type	-	BLDC	BLDC	BLDC	BLDC
	No. of Fan	EA	2	2	4	4
	No. of Vanes	EA	4	4	4	4
	Air Flow Rate	CMM	210 x 2 @1,000 rpm	210 x 2 @1,000 rpm	210 x 4 @1,000 rpm	210 x 4 @1,000 rpm
	Motor power	W	900 x 2	900 x 2	900 x 4	900 x 4
Expansion Unit		-	EEV	EEV	EEV	EEV
Weight		kg	520	520	970	970
Dimension	W	mm	765	765	1,528	1,528
	H	mm	2,293	2,293	2,293	2,293
	D	mm	2,154	2,154	2,154	2,154
Footprint		m² / RT	0.089	0.078	0.102	0.089
Protection Devices	High / Low Pressure	-	•	•	•	•
	Anti Frost	-	•	•	•	•
Remote Control		-	Modbus	Modbus	Modbus	Modbus
Power	Power Line	mm²	25.0 mm² x 5C	25.0 mm² x 5C	50.0 mm² x 5C	50.0 mm² x 5C
Outlet Temperature	Cooling	°C	5~20	5~20	5~20	5~20
	Heating	°C	30~55	30~55	30~55	30~55
Ambient Temperature	Cooling	°C	-15~48	-15~48	-15~48	-15~48
	Heating	°C	-30~35	-30~35	-30~35	-30~35
Earth Leakage Breaker		A	75	75	125	125

* : Sound Pressure is not a value declared on Eurovent Program.
Notes :
1. Due to our policy of innovation some specifications may be changed without prior notification.
2. Capacities and Inputs are based on the following conditions
   Cooling : Outdoor air temp. 35°C, Water inlet temp. 12°C, Water Outlet temp. 7°C
   Heating : Outdoor air temp. 7°C, Water inlet temp. 40°C, Water Outlet temp. 45°C
3. Sound pressure level is measured on the rated condition in the anechoic rooms by ISO 3745 standard.
   Sound power level is measured ISO 9614:2009 by sound intensity method. Therefore, these values can be increased owing to ambient conditions during operation.

ACHH045LBAB / ACHH050LBAB
ACHH060LBAB / ACHH067LBAB




LG participates in the ECP programme for EUROVENT LCP-HP program. Check ongoing validity of certification : www.eurovent-certification.com

Heat pump model

INVERTER SCROLL CHILLER			ACHH045LBAB	ACHH050LBAB	ACHH060LBAB	ACHH067LBAB
			H/P	H/P	H/P	H/P
Power		Phase,Lines,V	3,4,380~415	3,4,380~415	3,4,380~415	3,4,380~415
Capacity	Cooling	kW	148	171	195	222
		RT	42.1	48.6	55.4	63.1
	Heating	kW	164	180	210.9	246
		RT	47	51	60	70
Input Power	Cooling	kW	54.8	55.2	66.6	82.2
	Heating	kW	54.7	52.9	64.9	82
Max Operating Current		A	96	108	117	144
Efficiency	Cooling	W/W	2.70	3.10	2.93	2.70
	Heating	W/W	3.00	3.40	3.25	3.00
SEER		W/W	4.20	4.50	4.40	4.20
SCOP		W/W	3.30	3.30	3.30	3.30
Sound Pressure*		dBA	68	68	68	68
Sound Power	Cooling	dBA	91	88	91	92
	Heating		91	88	91	92
Compressor	Type	-	Scroll	Scroll	Scroll	Scroll
	No. of Compressor	EA	4	6	6	6
	Oil Type	-	PVE	PVE	PVE	PVE
	Oil Charge	cc	1,400 x 4	1,400 x 6	1,400 x 6	1,400 x 6
	Sump Heater	W	60 x 4	60 x 6	60 x 6	60 x 6
Refrigrant	Type	-	R410A	R410A	R410A	R410A
	Amount of Charged	Kg	7.0 kg x 4	7.0 kg x 6	7.0 kg x 6	7.0 kg x 6
Evaporator	Type	-	plate	plate	plate	plate
	Pressure Drop	kPa	28.7	18.7	21.5	28.7
	Operating Maximum Pressure (Refrigrant / Water)	kg/cm²	42/10	42/10	42/10	42/10
	Standard Flow (Cooling / Heating)	LPM	411/470	490/518	558/600	633/705
	Inlet / Outlet Diameter (Water Pipe)	mm	65A/65A	65A/65A	65A/65A	65A/65A
Fan Motor	Type	-	BLDC	BLDC	BLDC	BLDC
	No. of Fan	EA	4	6	6	6
	No. of Vanes	EA	4	4	4	4
	Air Flow Rate	CMM	210 x 4 @1,000 rpm	210 x 6 @1,000 rpm	210 x 6 @1,000 rpm	210 x 6 @1,000 rpm
	Motor Power	W	900 x 4	900 x 6	900 x 6	900 x 6
Expansion Unit		-	EEV	EEV	EEV	EEV
Weight		kg	970	1,430	1,430	1,430
Dimension	W	mm	1,528	2,291	2,291	2,291
	H	mm	2,293	2,293	2,293	2,293
	D	mm	2,154	2,154	2,154	2,154
Footprint		m² / RT	0.078	0.101	0.089	0.078
Protection Devices	High / Low Pressure	-	•	•	•	•
	Anti Frost	-	•	•	•	•
Remote Control		-	Modbus	Modbus	Modbus	Modbus
Power	Power Line	mm²	50.0 mm² x 5C	95.0 mm² x 5C	95.0 mm² x 5C	95.0 mm² x 5C
Outlet Temperature	Cooling	°C	5~20	5~20	5~20	5~20
	Heating	°C	30~55	30~55	30~55	30~55
Ambient Temperature	Cooling	°C	-15~48	-15~48	-15~48	-15~48
	Heating	°C	-30~35	-30~35	-30~35	-30~35
Earth Leakage Breaker		A	125	200	200	200

* : Sound Pressure is not a value declared on Eurovent Program.
Notes :
1. Due to our policy of innovation some specifications may be changed without prior notification.
2. Capacities and Inputs are based on the following conditions
   Cooling : Outdoor air temp. 35°C, Water inlet temp. 12°C, Water Outlet temp. 7°C
   Heating : Outdoor air temp. 7°C, Water inlet temp. 40°C, Water Outlet temp. 45°C
3. Sound pressure level is measured on the rated condition in the anechoic rooms by ISO 3745 standard.
   Sound power level is measured ISO 9614:2009 by sound intensity method. Therefore, these values can be increased owing to ambient conditions during operation.



Fan Coil Unit

FCU can be applied to various solutions using water. It allows not only to control equipment individually by using the remote controller, but also apply integrated control including control of some external equipment and devices through the central controller.

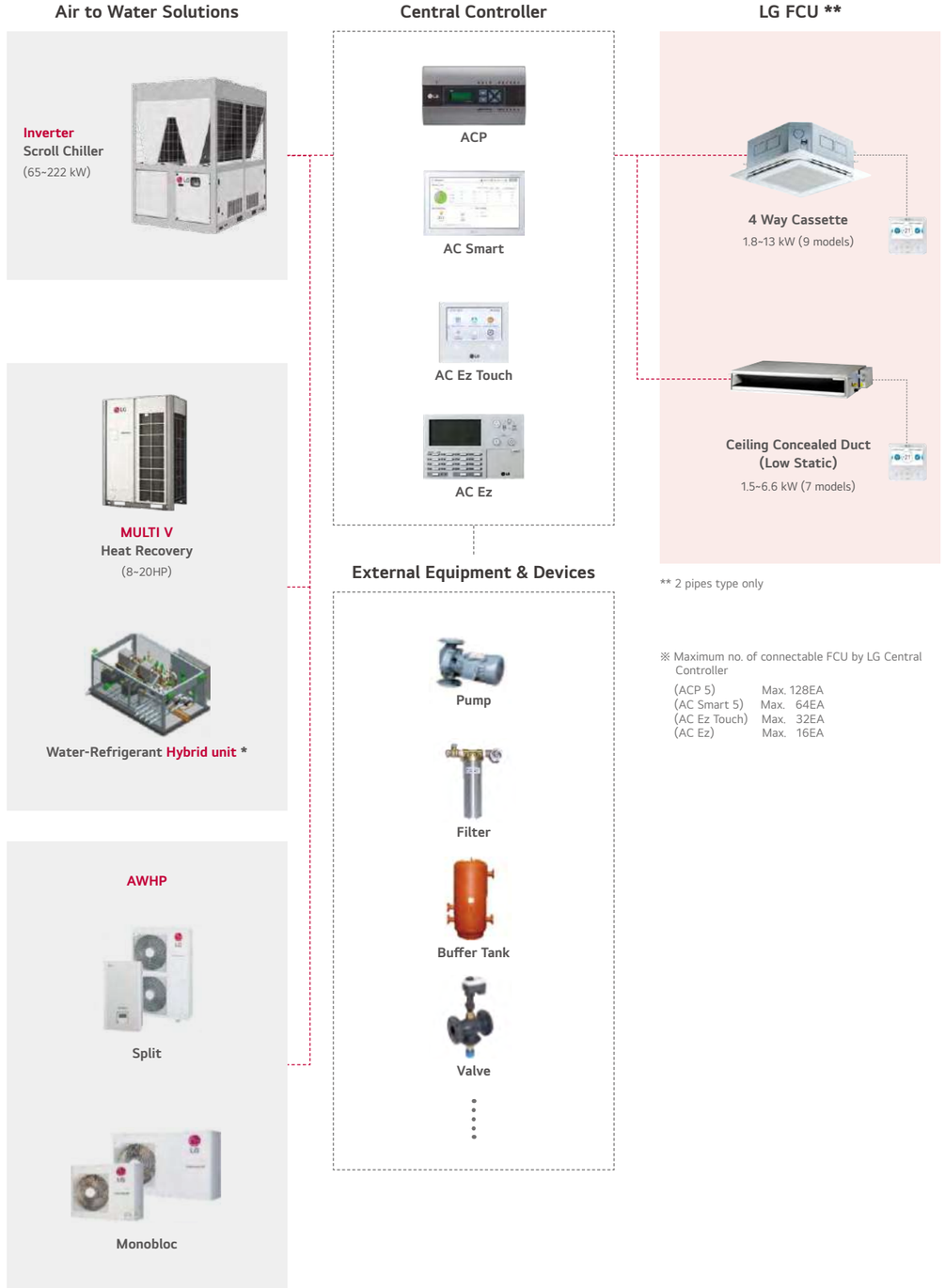

** 2 pipes type only

※ Maximum no. of connectable FCU by LG Central Controller

(ACP 5)	Max. 128EA
(AC Smart 5)	Max. 64EA
(AC Ez Touch)	Max. 32EA
(AC Ez)	Max. 16EA

Interlocking Control

It allows Interlocking control between FCU and Inverter Scroll Chiller (ISC) by using LG central controller such as ACP, ACS.
When FCU is being turned on/off, ISC turns on/off automatically by LG central controller.

What are the benefits?

The Total Cost (Equipment + installation + BMS) is greatly reduced. It eliminated the hassle of turning on the ISC first.



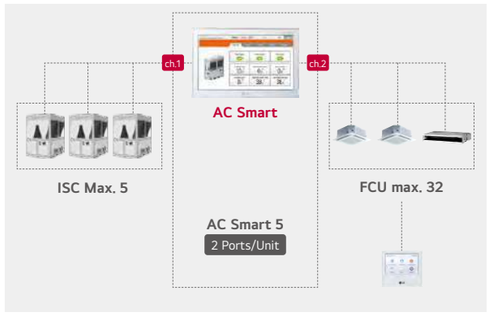

Central Controller

LG's central controller allows control of various external equipment and devices in addition to LG's equipment. (FCU, Chiller, EHP, etc.)

What are the benefits?

Integrated control of the system can be realized conveniently through the LG central controller. (FCU + Chiller + EHP + ... + External Equipment & Devices)

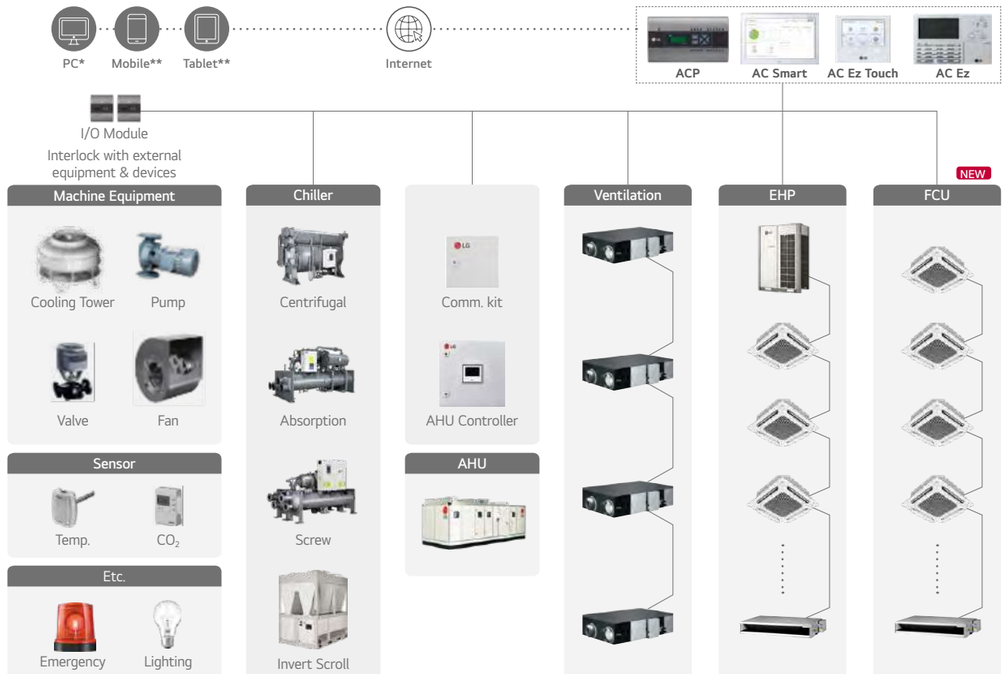

* Unable to link AC Ez ** Unable to link AC Ez, AC Ez Touch

Scheduled Operation

You can set 2 schedules for one day, and up to 14 schedules for a week.

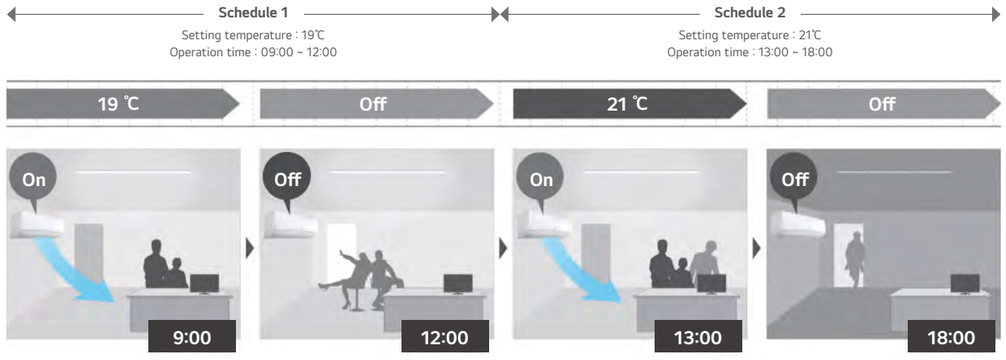

※ This function is for wired remote controller only.
※ Wired remote controller is need to be separately purchased.

Easy Control (Simple Test Run via LGMV)

LGMV (Monitoring View) helps engineers to inspect and monitor LG's air conditioning unit easily.



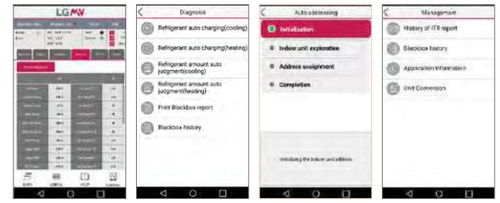

※ Search "Mobile LGMV" on Google market or App store then download the app.
※ Wi-Fi modem (PWFMDD200) is required by option.

Group Control with One Remote Controller

Up to 16 FCU's can be controlled with one wired remote controller. It can reduce installation costs and keep the wall interior clean.



Functions available through group control

- On / Off
- Mode Selection (Cooling / Heating / Fan / Dehumidification)
- Fan Speed (High / Med / Low)
- Time Setting Etc.

Maintaining Clean Walls



Individual Control

Group Control

Installation Costs Saving



※ If you set up to 'Installation Setting' > Group Control 'Enabled' in your Wired Remote Controller, you can use many more functions.

Individual Control & External Central Control

It allows not only to control each room by using the remote controller, but also apply integrated control through a 3rd party central controller.

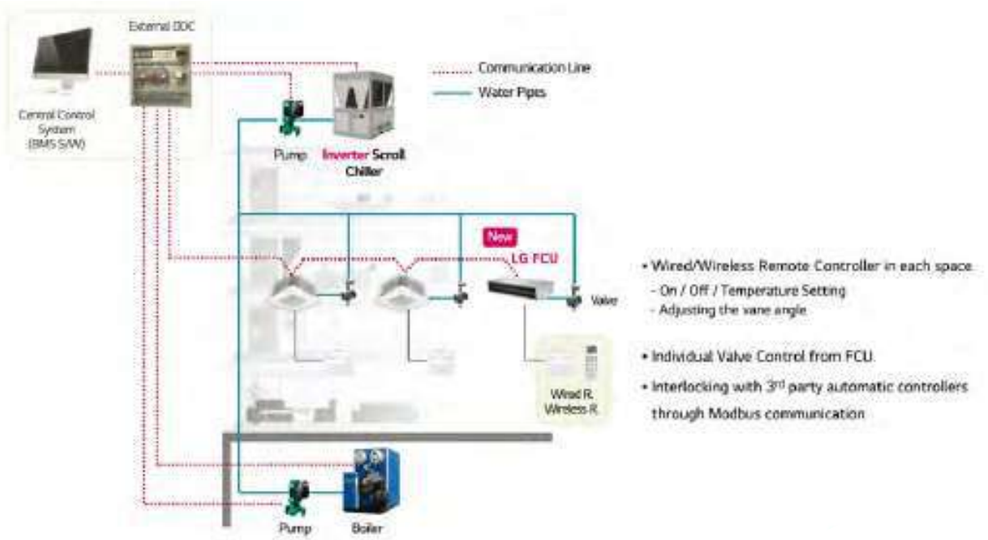



Wi-Fi Remote Control

Control your air conditioners using the smart devices as Android or iOS based smartphones and voice commands via Google assistant.

Download on the App Store | GET IT ON Google Play



※ Search "ThinQ" on Google market or App store then download the app.
* Wi-Fi modem (PWFMDD200) is required by option.

Access your air conditioner anytime and from anywhere

Operation under the revised weather conditions before changing conditions impact indoor comfort.

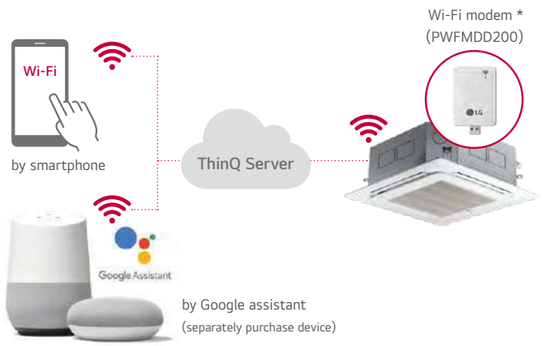

Simple operation for various functions

- On / Off **
- Mode Selection **
- Current Temperature **
- Set Temperature **
- Set Fan Speed **
- Vane Control
- Reservation
- Energy Monitoring
- Filter Management
- Smart Diagnosis

** This functions are used by Google assistant & Amazon Alexa
※ In some countries, the use of the Google assistant & Amazon Alexa system may be restricted.

※ For our policy of continuous ThinQ App improvement, specification, design and features are subject to change without prior notice.

Stylish Design Panel (U-style 4 Way cassette)

New 4 Way cassette panel adapted a unibody shape and fits into the ceiling cell size.

Compact Size

Panel size is fit into the ceiling tile.



Interior Fit



Lineless Surface



Detachable Corner



※ U-Style panel corresponds to the PT-QAGW0 panel for WF4A018 / 027 / 032 / 041CG0A models.

High Ceiling Mode

Airflow in a space with a 4.2 m ceiling height is possible with this indoor unit. Furthermore, air flow can be strengthened by adjusting the fan speed.

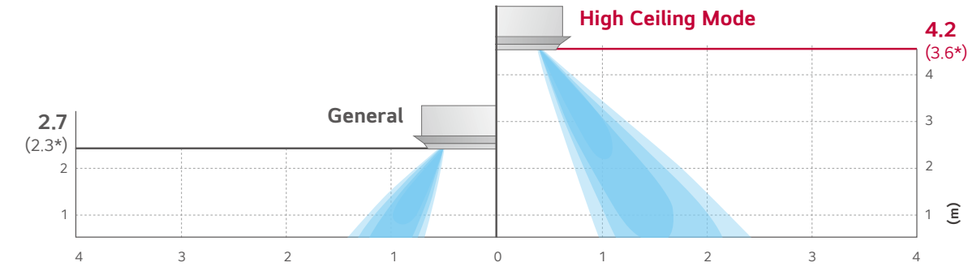

* For models less than 9.0 kW.

Convenient Panel Installation

The detachable corner design makes it easy to adjust the hanger during installation and helps to easily check leakages in the drain connection pipe. Moreover, button type holder design makes it is easy to install the panel to the body.

Detachable Corner Design

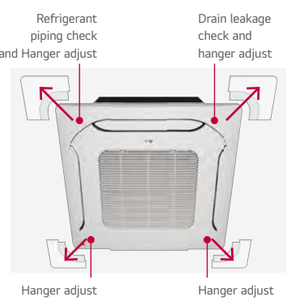

Drain Leakage Check

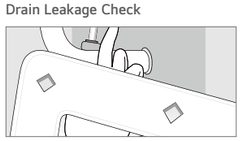

Hanger Adjust

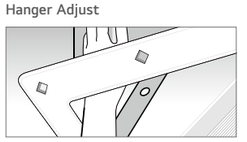

One Push Panel



※ The detachable corner design is only applicable to the U-Style panel.

WF4A018CG0A / WF4A027CG0A
WF4A032CG0A / WF4A041CG0A
WF4A060CG0A



INDOOR				WF4A018CG0A	WF4A027CG0A	WF4A032CG0A	WF4A041CG0A	WF4A060CG0A
Power Supply			Ø, V, Hz	1, 220-230-240, 50/60	1, 220-230-240, 50/60	1, 220-230-240, 50/60	1, 220-230-240, 50/60	1, 220-230-240, 50/60
Running Current by Voltage			A	0.37-0.37-0.37	0.38-0.38-0.38	0.40-0.40-0.40	0.35-0.42-0.42	0.62-0.69-0.69
Capacity	Cooling	Condition A	kW (kcal/h)	1.8 (1,548)	2.7 (2,322)	3.2 (2,752)	4.1 (3,525)	6.0 (5,159)
		Condition B		1.2 (1,032)	1.8 (1,548)	2.2 (1,892)	2.8 (2,408)	4.0 (3,439)
		Condition C		1.5 (1,290)	2.3 (1,978)	2.8 (2,408)	3.6 (3,095)	4.9 (4,213)
		Condition D		0.7 (602)	1.2 (1,032)	1.4 (1,204)	1.8 (1,548)	2.5 (2,150)
	Heating	Condition A	kW (kcal/h)	1.9 (1,634)	2.7 (2,322)	3.3 (2,837)	4.5 (3,869)	7.2 (6,191)
		Condition B		2.2 (1,892)	3.1 (2,666)	3.9 (3,353)	5.4 (4,643)	8.5 (7,309)
Water Flow Rate	Cooling	Condition A	LPM	5.7	8.2	10.0	13.5	19.0
		Condition B		4.6	6.6	8.0	10.8	14.4
		Condition C		5.7	8.2	10.0	13.5	19.0
		Condition D		3.4	4.9	6.0	8.1	12.1
	Heating	Condition A	LPM	6.1	8.6	10.0	13.5	22.5
		Condition B		5.7	8.2	10.0	13.5	19.0
Head Loss	Cooling	Condition A	kPa	21.5	32.0	47.7	43.7	38.2
		Condition B		13.7	20.3	30.3	27.8	23.6
		Condition C		21.5	32.0	47.7	43.7	38.2
		Condition D		8.1	12.0	17.9	16.4	17.0
	Heating	Condition A	kPa	30.3	40.7	53.8	56.5	57.2
		Condition B		26.2	36.5	53.8	56.5	42.1
Power Input	Nominal		W	12	15	20	43	73
Running Current	Nominal		A	0.37	0.38	0.40	0.42	0.69
Fan	Type		-	Turbo Fan	Turbo Fan	Turbo Fan	Turbo Fan	Turbo Fan
	Air Flow Rate (H / M / L)		m^3/min	6.5 / 5.5 / 5.0	7.0 / 6.5 / 6.0	8.5 / 8.0 / 7.0	12.0 / 10.0 / 8.0	19.0 / 17.0 / 15.0
Fan Motor	Type		-	BLDC	BLDC	BLDC	BLDC	BLDC
	Drive		-	CCW	CCW	CCW	CCW	CCW
	Output		W x No.	30 x 1	30 x 1	30 x 1	43 x 1	40 x 1
	FLA (Full Load Ampere)		A	0.37	0.38	0.40	0.42	0.69
Dimensions	Net (W x H x D)		mm	570 x 214 x 570	570 x 214 x 570	570 x 214 x 570	570 x 256 x 570	840 x 204 x 840
Weight	Net		kg	12.9	12.9	12.9	14.0	20.8
	Shipping		kg	15.7	15.7	15.7	16.3	24.9
Air Filter	Type		-	-	-	-	-	-
Temperature Control			-	Microprocessor, Thermostat for cooling and heating				
Sound Absorbing / Thermal Insulation Material			-	Foamed polystrene	Foamed polystrene	Foamed polystrene	Foamed polystrene	Foamed polystrene
Protection Device			-	Fuse	Fuse	Fuse	Fuse	Fuse
Water Connecting Pipes	Inlet		-	BSPF G 3/4" (male)	BSPF G 3/4" (male)	BSPF G 3/4" (male)	BSPF G 3/4" (male)	BSPF G 3/4" (male)
	Outlet		-	BSPF G 3/4" (male)	BSPF G 3/4" (male)	BSPF G 3/4" (male)	BSPF G 3/4" (male)	BSPF G 3/4" (male)
Sound Pressure Level	Cooling (H / M / L)		dB(A)	35 / 34 / 33	38 / 37 / 35	43 / 40 / 38	48 / 43 / 38	48 / 46 / 42
	Heating (H / M / L)		dB(A)	35 / 34 / 33	38 / 37 / 35	43 / 40 / 38	48 / 43 / 38	48 / 46 / 42
Sound Power Level	Cooling (H / M / L)		dB(A)	40 / 39 / 38	44 / 42 / 40	50 / 46 / 44	56 / 50 / 45	55 / 53 / 49
	Heating (H / M / L)		dB(A)	40 / 39 / 38	44 / 42 / 40	50 / 46 / 44	56 / 50 / 45	55 / 53 / 49
Connecting Cable	Communication Cable (VCTF-SB)		mm^2 x cores	1.0 ~ 1.5	1.0 ~ 1.5	1.0 ~ 1.5	1.0 ~ 1.5	1.0 ~ 1.5
Decoration Panel #1 (Accessory)	Name		-	PT-QAGW0	PT-QAGW0	PT-QAGW0	PT-QAGW0	PT-UMC1/ PT-MCHW0
	Dimensions (W x H x D)		mm	620 x 34 x 620	620 x 34 x 620	620 x 34 x 620	620 x 34 x 620	950 x 35 x 950
	Color		-	Morning fog	Morning fog	Morning fog	Morning fog	Morning fog
	RAL Code		-	120-4	120-4	120-4	120-4	120-4
Decoration Panel #2 (Accessory)	Name		-	-	-	-	-	-
	Dimensions (W x H x D)		mm	-	-	-	-	-
	Color		-	-	-	-	-	-
	RAL Code		-	-	-	-	-	-

WF4A072CG0A / WF4A090CG0A
WF4A105CG0A / WF4A130CG0A



INDOOR				WF4A072CG0A	WF4A090CG0A	WF4A105CG0A	WF4A130CG0A
Power Supply			Ø, V, Hz	1, 220-230-240, 50/60	1, 220-230-240, 50/60	1, 220-230-240, 50/60	1, 220-230-240, 50/60
Running Current by Voltage			A	0.75-0.88-0.88	0.89-0.89-0.89	1.4-1.39-1.39	1.7-1.88-1.88
Capacity	Cooling	Condition A	kW (kcal/h)	7.2 (6,191)	9.0 (7,739)	10.5 (9,028)	13.0 (11,178)
		Condition B		4.8 (4,127)	6.0 (5,159)	7.0 (6,019)	8.7 (7,481)
		Condition C		5.8 (4,987)	7.3 (6,277)	8.5 (7,309)	10.5 (9,028)
		Condition D		2.9 (2,494)	3.7 (3,181)	4.3 (3,697)	5.3 (4,557)
	Heating	Condition A	kW (kcal/h)	7.9 (6,793)	9.7 (8,340)	11.1 (9,544)	13.3 (11,436)
		Condition B		9.3 (7,997)	11.5 (9,888)	13.4 (11,522)	15.7 (13,500)
Water Flow Rate	Cooling	Condition A	LPM	21.0	28.0	33.0	37.8
		Condition B		15.9	21.2	25.0	28.6
		Condition C		21.0	28.0	33.0	37.8
		Condition D		13.4	17.8	21.0	24.1
	Heating	Condition A	LPM	24.5	28.0	33.0	39.1
		Condition B		21.0	28.0	33.0	37.8
Head Loss	Cooling	Condition A	kPa	45.9	56.3	80.4	68.2
		Condition B		28.4	31.5	44.0	38.9
		Condition C		45.9	56.3	80.4	68.2
		Condition D		20.4	23.5	31.3	26.4
	Heating	Condition A	kPa	67.6	48.9	68.3	71.7
		Condition B		49.6	48.9	68.3	68.3
Power Input	Nominal		W	93	103	167	246
Running Current	Nominal		A	0.88	0.89	1.39	1.88
Fan	Type		-	Turbo Fan	Turbo Fan	Turbo Fan	Turbo Fan
	Air Flow Rate (H / M / L)		m^3/min	21.0 / 19.0 / 17.0	25.0 / 21.0 / 19.0	31.0 / 28.0 / 25.0	41.0 / 36.0 / 30.0
Fan Motor	Type		-	BLDC	BLDC	BLDC	BLDC
	Drive		-	CCW	CCW	CCW	CCW
	Output		W x No.	40 x 1	156 x 1	156 x 1	136 x 1
	FLA (Full Load Ampere)		A	0.88	0.89	1.39	1.88
Dimensions	Net (W x H x D)		mm	840 x 204 x 840	840 x 246 x 840	840 x 246 x 840	840 x 288 x 840
Weight	Net		kg	20.8	23.2	23.2	25.1
	Shipping		kg	24.9	27.5	27.5	29.7
Air Filter	Type		-	-	-	-	-
Temperature Control			-	Microprocessor, Thermostat for cooling and heating			
Sound Absorbing / Thermal Insulation Material			-	Foamed polystrene	Foamed polystrene	Foamed polystrene	Foamed polystrene
Protection Device			-	Fuse	Fuse	Fuse	Fuse
Water Connecting Pipes	Inlet		-	BSPF G 3/4" (male)	BSPF G 3/4" (male)	BSPF G 3/4" (male)	BSPF G 3/4" (male)
	Outlet		-	BSPF G 3/4" (male)	BSPF G 3/4" (male)	BSPF G 3/4" (male)	BSPF G 3/4" (male)
Sound Pressure Level	Cooling (H / M / L)		dB(A)	51 / 48 / 46	51 / 47 / 43	55 / 53 / 51	57 / 53 / 50
	Heating (H / M / L)		dB(A)	51 / 48 / 46	51 / 47 / 43	55 / 53 / 51	57 / 53 / 50
Sound Power Level	Cooling (H / M / L)		dB(A)	57 / 55 / 52	59 / 54 / 51	63 / 61 / 58	65 / 61 / 57
	Heating (H / M / L)		dB(A)	57 / 55 / 52	59 / 54 / 51	63 / 61 / 58	65 / 61 / 57
Connecting Cable	Communication Cable (VCTF-SB)		mm^2 x cores	1.0 ~ 1.5	1.0 ~ 1.5	1.0 ~ 1.5	1.0 ~ 1.5
Decoration Panel #1 (Accessory)	Name		-	PT-UMC1/ PT-MCHW0	PT-UMC1/ PT-MCHW0	PT-UMC1/ PT-MCHW0	PT-UMC1/ PT-MCHW0
	Dimensions (W x H x D)		mm	950 x 35 x 950	950 x 35 x 950	950 x 35 x 950	950 x 35 x 950
	Color		-	Morning fog	Morning fog	Morning fog	Morning fog
	RAL Code		-	120-4	120-4	120-4	120-4
Decoration Panel #2 (Accessory)	Name		-	-	-	-	-
	Dimensions (W x H x D)		mm	-	-	-	-
	Color		-	-	-	-	-
	RAL Code		-	-	-	-	-



High Head Drain Pump

High head drain pump automatically drains water up to a height of 700mm of drain-head height.

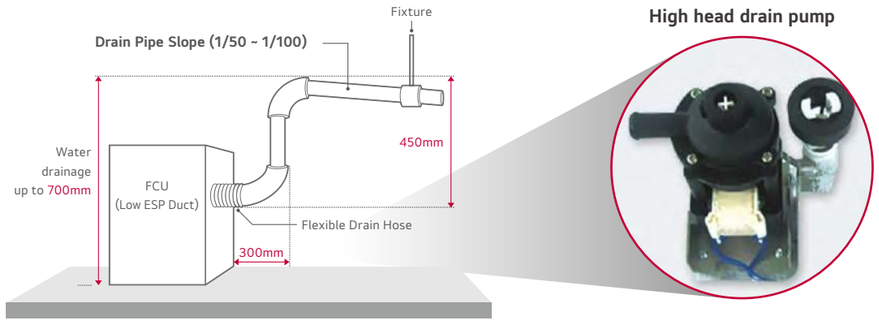

※ All of LG's FCU's have a high head drain pump built in.

Flexible Installation

LG's Low ESP Duct FCU allows air intake from the rear or the bottom sides according to requirements.

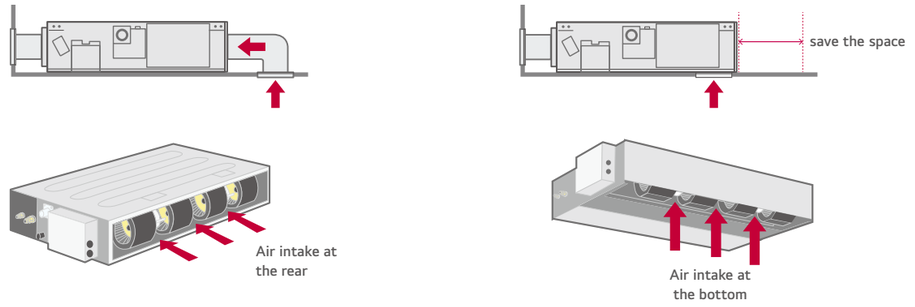

Various way for air intake

Quiet Operation

The noise level of Low EPS Ducts does not interfere with conversation at all.

Unit : dB(A)

Model	Sound Pressure (High / Medium / Low)
WFCA012RG0A	31 / 30 / 29
WFCA018RG0A	33 / 32 / 31
WFCA025RG0A	31 / 30 / 29
WFCA032RG0A	33 / 32 / 31
WFCA039RG0A	28 / 27 / 26
WFCA055RG0A	31 / 28 / 26
WFCA066RG0A	38 / 34 / 31

* Test condition Temperature : (Cooling) 27℃ DB / 19℃ WB, 35℃ DB / 24℃ WB
* Based on Low speed of WFCA039RG0A, WFCA055RG0A model
* Sound level may vary depending on the place or surrounding conditions in which the equipment is installed.

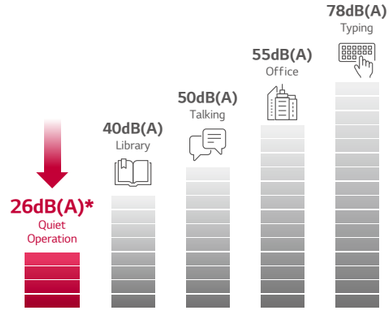

Two Thermistors Control

The indoor temperature can be checked using the thermistors in the remote controller as well as from the indoor unit. Two thermistors can check the optimal indoor air temperature for a more comfortable environment.

Compares temperatures sensed from different positions, and automatically selects the optimal temperature for users.

※ Need to connect the wired remote controller.



Easy Service & Maintenance

Service engineers don't need to open the whole panel for maintenance, since the panel is divided into 2 components; one for heat exchanger and the other for fans/motor. User can easily detach and re-attach the air filter in the available limited space.

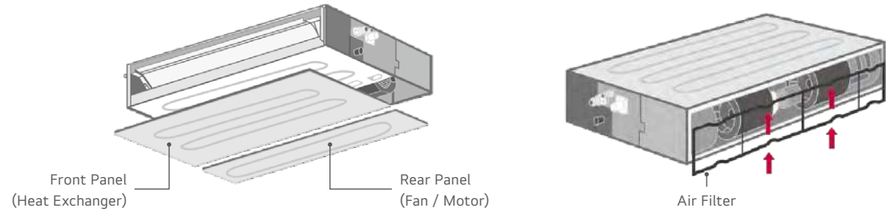

WFCA012RG0A / WFCA018RG0A
WFCA025RG0A / WFCA032RG0A



INDOOR				WFCA012RG0A	WFCA018RG0A	WFCA025RG0A	WFCA032RG0A
Power Supply			Ø, V, Hz	1, 220-230-240, 50	1, 220-230-240, 50	1, 220-230-240, 50	1, 220-230-240, 50
Running Current by Voltage			A	0.29-0.29-.029	0.31-0.31-0.31	0.32-0.32-0.32	0.35-0.35-0.35
Capacity	Cooling	Condition A	kW (kcal/h)	1.3 (1,118)	1.8 (1,548)	2.5 (2,150)	3.2 (2,752)
		Condition B		1.1 (946)	1.5 (1,290)	2.1 (1,806)	2.7 (2,322)
		Condition C		1.2 (1,032)	1.6 (1,376)	2.2 (1,892)	2.8 (2,408)
		Condition D		0.7 (602)	0.9 (774)	1.3 (1,118)	1.6 (1,376)
	Heating	Condition A	kW (kcal/h)	2.0 (1,721)	2.8 (2,408)	3.2 (2,752)	3.8 (3,267)
		Condition B		2.1 (1,806)	3.0 (2,581)	3.6 (3,095)	4.4 (3,783)
Water Flow Rate	Cooling	Condition A	LPM	4.0	5.6	7.4	9.3
		Condition B		4.0	5.6	7.4	9.3
		Condition C		4.0	5.6	7.4	9.3
		Condition D		2.7	4.0	5.0	6.3
	Heating	Condition A	LPM	6.2	8.5	9.7	11.4
		Condition B		4.0	5.6	7.4	9.3
Head Loss	Cooling	Condition A	kPa	1.2	3.3	7.6	11.8
		Condition B		1.2	3.3	7.6	11.8
		Condition C		1.2	3.3	7.6	11.8
		Condition D		0.8	2.3	5.3	8.2
	Heating	Condition A	kPa	4.4	8.5	12.5	17.8
		Condition B		2.0	3.5	6.9	11.4
Power Input	Nominal		W	8	17	20	27
Running Current	Nominal		A	0.29	0.31	0.32	0.35
Fan	Type		-	Sirocco Fan	Sirocco Fan	Sirocco Fan	Sirocco Fan
	Air Flow Rate (H / M / L)		m^3/min	5.5 / 5.0 / 4.5	8.0 / 7.0 / 6.0	8.0 / 7.5 / 7.0	9.8 / 8.8 / 8.0
	External Static Pressure (Standard mode)		mmAq	0	0	0	0
	External Static Pressure (High mode)		mmAq	0	0	0	0
Fan Motor	Type		-	BLDC	BLDC	BLDC	BLDC
	Drive		-	CW	CW	CW	CW
	Output		W x No.	19 x 1	19 x 1	19 x 1 + 5 x 1	19 x 1 + 5 x 1
	FLA (Full Load Ampere)		A	0.29	0.31	0.32	0.35
Dimensions	Net (W x H x D)		mm	700 x 190 x 700	700 x 190 x 700	900 x 190 x 700	900 x 190 x 700
	Shipping (W x H x D)		mm	842 x 235 x 766	842 x 235 x 766	1,042 x 235 x 766	1,042 x 235 x 766
Weight	Net		kg	17.5	17.5	22.0	22.0
	Shipping		kg	21.9	21.9	26.9	26.9
Air Filter	Type		-	Pre Filter	Pre Filter	Pre Filter	Pre Filter
Temperature Control			-	Microprocessor, Thermostat for cooling and heating			
Sound Absorbing / Thermal Insulation Material			-	Foamed polystrene	Foamed polystrene	Foamed polystrene	Foamed polystrene
Protection Device			-	Fuse	Fuse	Fuse	Fuse
Water Connecting Pipes	Inlet		-	BSPF G 3/4" (male)	BSPF G 3/4" (male)	BSPF G 3/4" (male)	BSPF G 3/4" (male)
	Outlet		-	BSPF G 3/4" (male)	BSPF G 3/4" (male)	BSPF G 3/4" (male)	BSPF G 3/4" (male)
Sound Pressure Level	Cooling (H / M /L)		dB(A)	31 / 30 / 29	33 / 32 / 31	31 / 30 / 29	33 / 32 / 31
	Heating (H / M / L)		dB(A)	31 / 30 / 29	33 / 32 / 31	31 / 30 / 29	33 / 32 / 31
Sound Power Level	Cooling (H / M /L)		dB(A)	38 / 36 / 35	46 / 43 / 39	41 / 40 / 39	46 / 43 / 41
	Heating (H / M / L)		dB(A)	38 / 36 / 35	46 / 43 / 39	41 / 40 / 39	46 / 43 / 41
Connecting Cable	Communication Cable (VCTF-SB)		mm^2 x cores	1.0 ~ 1.5	1.0 ~ 1.5	1.0 ~ 1.5	1.0 ~ 1.5

WFCA039RG0A / WFCA055RG0A
WFCA066RG0A



INDOOR				WFCA039RG0A	WFCA055RG0A	WFCA066RG0A
Power Supply			Ø, V, Hz	1, 220-230-240, 50	1, 220-230-240, 50	1, 220-230-240, 50
Running Current by Voltage			A	0.26-0.37-0.37	0.36-0.44-0.44	0.70-0.71-0.71
Capacity	Cooling	Condition A	kW (kcal/h)	3.9 (3,353)	5.0 (4,299)	6.6 (5,675)
		Condition B		3.3 (2,837)	4.2 (3,611)	5.5 (4,729)
		Condition C		3.5 (3,009)	4.4 (3,783)	5.9 (5,073)
		Condition D		2.0 (1,721)	2.5 (2,150)	3.3 (2,837)
	Heating	Condition A	kW (kcal/h)	4.2 (3,611)	5.3 (4,557)	6.6 (5,675)
		Condition B		5.0 (4,299)	6.4 (5,503)	8.0 (6,879)
Water Flow Rate	Cooling	Condition A	LPM	13.3	17.0	21.7
		Condition B		13.3	17.0	21.7
		Condition C		13.3	17.0	21.7
		Condition D		9.0	11.5	14.7
	Heating	Condition A	LPM	13.3	17.0	21.7
		Condition B		13.3	17.0	21.7
Head Loss	Cooling	Condition A	kPa	21.7	39.0	53.9
		Condition B		21.7	39.0	53.9
		Condition C		21.7	39.0	53.9
		Condition D		5.7	27.2	37.6
	Heating	Condition A	kPa	30.3	48.3	71.7
		Condition B		30.3	48.3	71.7
Power Input	Nominal		W	29	44	81
Running Current	Nominal		A	0.37	0.44	0.71
Fan	Type		-	Sirocco Fan	Sirocco Fan	Sirocco Fan
	Air Flow Rate (H / M / L)		m^3/min	10.7 / 9.3 / 7.2	14.4 / 10.7 / 9.3	20.1 / 17.3 / 14.4
	External Static Pressure (Standard mode)		mmAq	0	0	0
	External Static Pressure (High mode)		mmAq	0	0	0
Fan Motor	Type		-	BLDC	BLDC	BLDC
	Drive		-	CW	CW	CW
	Output		W x No.	19 x 2	19 x 2	19 x 2
	FLA (Full Load Ampere)		A	0.37	0.44	0.71
Dimensions	Net (W x H x D)		mm	1,100 x 190 x 700	1,100 x 190 x 700	1,100 x 190 x 700
	Shipping (W x H x D)		mm	1,242 x 235 x 766	1,242 x 235 x 766	1,242 x 235 x 766
Weight	Net		kg	26.2	26.2	26.2
	Shipping		kg	30.7	30.7	30.7
Air Filter	Type		-	Pre Filter	Pre Filter	Pre Filter
Temperature Control			-	Microprocessor, Thermostat for cooling and heating		
Sound Absorbing / Thermal Insulation Material			-	Foamed polystrene	Foamed polystrene	Foamed polystrene
Protection Device			-	Fuse	Fuse	Fuse
Water Connecting Pipes	Inlet		-	BSPF G 3/4" (male)	BSPF G 3/4" (male)	BSPF G 3/4" (male)
	Outlet		-	BSPF G 3/4" (male)	BSPF G 3/4" (male)	BSPF G 3/4" (male)
Sound Pressure Level	Cooling (H / M /L)		dB(A)	28 / 27 / 26	31 / 28 / 26	38 / 34 / 31
	Heating (H / M / L)		dB(A)	28 / 27 / 26	31 / 28 / 26	38 / 34 / 31
Sound Power Level	Cooling (H / M /L)		dB(A)	43 / 41 / 40	47 / 42 / 41	55 / 52 / 48
	Heating (H / M / L)		dB(A)	43 / 41 / 40	47 / 42 / 41	55 / 52 / 48
Connecting Cable	Communication Cable (VCTF-SB)		mm^2 x cores	1.0 ~ 1.5	1.0 ~ 1.5	1.0 ~ 1.5



LG GC Scroll Chiller: the ultimate in customizable air solutions

The LG Scroll Chiller series offers a wide range of up to 20 models that can be built as chillers, free cooling or heat pumps. This solution also boasts 3 different acoustic configurations, 6 dimensional frames and a capacity range between 55 to 360 kW.



Designed to Meet Your Needs

The possibility of setting up different cooling circuits in units of the same power allows for personalized efficiency levels under full or part load conditions.

– **1 circuit, 2 compressors.** Using 2 compressors in a single cooling circuit increases efficiency under part load conditions, reaching ESEER/SEER and SCOP values greater than 4.

– **2 circuits, 4 compressors.** Using 4 compressors allows for a 4-step power output that can adapt perfectly to the actual thermal load of the system, while reducing starting currents.

Complete hydronic kits can be incorporated within the units without modifying their size and you have the option of choosing the water circulation pump. All units, irrespective of type of construction, are equipped with electronic expansion valves to maximize efficiency under part load conditions.

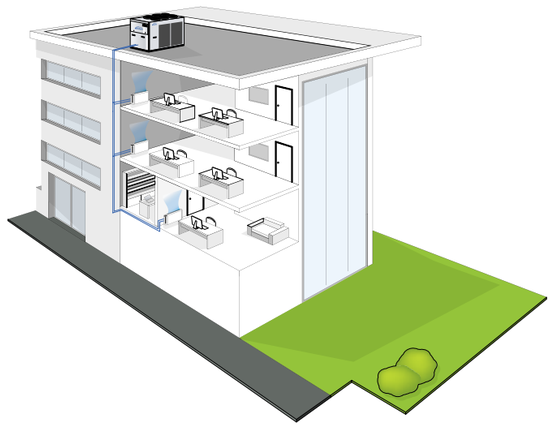

Heat pumps and water chillers are designed for heating or cooling the water to be used in air-conditioning systems for residential, commercial or industrial use.

Key Features

Cooling Only

Heating & Cooling

Free Cooling

Scroll Compressor

Refrigerant R-410A

All-In-One Design

Added Benefits

Low Noise Execution Available on Request

Electronic Expansion valve

Incorporable Hydraulic kit

Up to 4 Compressors

1 or 2 Cooling Circuits

Remote Connectivity with the Most Common Protocols

Advanced Components



Accessible Structure

Maintenance and/or inspection are simple with an easily accessible, completely sealed compressor compartment that can be reached from removable panels on 3 sides. Structure is secured by a galvanized steel sheet with a polyester powder coating that is optimal for outdoor durability.



Reliable Scroll Compressors

Complete with motor protection against overheating, overcurrents and excessive outlet gas temperatures, scroll compressors allow for reliablity and limited sound emissions.



Efficient Heat Exchanger

Made of large aluminium fins and copper piping, the heat exchanger has been specially engineered for rapid defost cycles in heat pump models allowing for integrated efficiency of the entire system.



Electronic Microprocessor Control

The microprocessor completely manages the unit, allowing for automatic setpoint adjustments according to outdoor temperatures to reduce consumption and broaden the working temperature range. With the advanced microprocessor control it is possible to set up LAN networks for controlling up to 4 units in parallel.



Fan Drive Assembly

Axial fans with airfoil blades made of plastic aluminum composite are connected to an electric motor with external rotor.
The condensation control system continuously and automatically regulates the fan speed.
Electric fans with BLDC motor are available on request.



Cooling Circuit Flexibility

The device is available in two different versions with the same power (efficiency pack), using:

- R410A scroll compressors
- Brazed plate heat exchangers
- Finned block condenser
- Electronic expansion valve



Cooling Only Chiller

The LG Cooling Only Chiller is designed to cool the water with reduced energy consumption to be used in several applications to sectors like residential, commercial, data center and industrial applications. Water based applications with big cooling loads are the perfect fit for chilled water solutions like the LG Cooling Only Chiller, which is available in standard and low noise configuration.



Heat Pump Chiller

The LG Reversible Heat Pump Chiller is designed for different types of applications for residential, commercial, data center and industrial use. In transitional times and in the change of seasons LG Heat Pumps are a perfect match for those kind of applications. Reduce the cost of existing heating systems by replacing or combining them with LG Reversible Heat Pumps. LG Heat Pumps are available in Standard and Low-Noise configuration.



Free Cooling Chiller

The LG Free Cooling Chiller is designed for data center, paper industry or other energy intensive applications for energy cost reduction of up to 75% from traditional cooling using compressor energy. This process grants a low payback period by reducing ongoing energy costs whereby power intensive compressors are only switched on when the outside temperature is too high for free cooling. LG Free Cooling is available in low noise configuration.



CONFIGURATION

The models are completely configurable by selecting the version and the options. To the right is shown an example of configuration.

Version	Fields	1	2	3	4	5	6	7	8	9	10	11	12	13
GCAS***8YGA		0	B	1	S	0	0	S	1	0	0	G	0	V

To verify the compatibility of the options, use the selection software or the price list.

Configuration Options

Only cooling versions
GCAS-Y Standard execution
GCAS-Z Low noise execution

Reversible heat pump versions
GCHS-Y Standard execution
GCHS-Z Low noise execution

Free cooling version
GCFS-Z Low noise execution

Configuration Options

0 400/3/50 + N
1 400/3/50 with transformer
2 400/3/50 + N + Circuit breakers
3 400/3/50 with transformer+ Circuit breakers

2 ONBOARD CONTROLLER AND EXPANSION VALVE (MANDATORY)
B Advanced + electronic expansion valve

3 USER SIDE WATER PUMP
0 Absent
1 LP pump + expansion vessel
2 HP pump + expansion vessel
3 Double pump LP parallel operation and expansion vessel
4 Double pump HP parallel operation and expansion vessel
5 LP run and standby double pump + expansion vessel
6 HP run and standby double pump + expansion vessel

4 WATER BUFFER TANK
0 Absent
S Selected user side

5 PARTIAL HEAT RECOVERY
0 Absent
D Desuperheater with water pump free contact

6 AIR FLOW MODULATION
0 Absent
C Condensation control by phase-cut fans
E Condensation control performed by EC fans

7 ANTIFREEZING KIT
0 Absent
E Evaporator
P Evaporator and water pump
S Evaporator, water pump and water buffer tank

8 REMOTE COMMUNICATION
0 Absent
1 RS485 serial board (Carel / Modbus protocol)
2 LON FTT10 serial board
3 GSM modem board
4 BACNET IP / PCOWEB serial board

9 SPECIAL COILS / PROTECTIVE TREATMENTS
0 Standard
B Pre-painted fins with epoxy painting
C Cataphoresis
R Copper-copper

10 PACKING
0 Standard
1 Wooden cage
2 Wooden crate

11 ANTI VIBRATION SHOCK MOUNTS
0 Absent
G Rubber anti vibration shock mounts
M Spring anti vibration shock mounts

12 REMOTE CONTROL
0 Absent
1 Remote simplified user panel
2 Remote simplified user panel for standard controller
3 Remote simplified user panel for advanced controller

13 UNIT INSTALLATION ACCESSORIES
0 Absent
V Pair of couplings Victaulic

Accessories

A	Power factor capacitors	**H**	Set point compensation outdoor temperature probe
B	Soft starter	**I**	Refrigerant pressure gauges
C	Service kit (mandatory)	**L**	Filter regulating kit
D	Clock board	**M**	Directives reference other than “2014/68/UE - PED”
E	ON/OFF status of the compressors	**N**	Unit lifting pipes
F	Remote control for step capacity limit	**P**	Outdoor finned coil heat exchanger protection grille
G	Configurable digital alarm board	**Q**	Outdoor finned coil heat exchanger protection filters

LG GC SCROLL CHILLERS TECHNICAL DATA

GCAS Y		GCAS0258YGA	GCAS0308YGA	GCAS0358YGA	GCAS0408YGA	GCAS0458YGA	GCAS0508YGA
Cooling Capacity (1)	kW	89.0	102.1	119.3	143.7	152.3	183.1
Cooling Capacity [UNI EN 14511]	kW	88.6	101.6	118.8	143.1	151.7	182.4
Water Flow User Side	l/h	15,285	17,530	20,491	24,674	26,160	31,447
Water Pressure Drops User Side	kPa	32	32	34	36	36	37
Compressor Power Input	kW	29.3	33.1	38.3	46.9	52.5	59.2
Compressor Absorbed Current	A	47.0	53.1	61.4	75.2	84.1	94.9
Total Power Input	kW	31.8	35.6	41.6	50.2	55.8	64.9
Total Power Input [UNI EN 14511]	kW	32.2	36.0	42.1	50.8	56.4	65.6
Total Absorbed Current	A	58.4	64.5	76.5	90.5	99.4	107.7
EER		2.80	2.87	2.87	2.86	2.73	2.82
EER [UNI EN 14511]		2.75	2.82	2.82	2.82	2.69	2.78
ESEER		3.61	3.37	3.76	3.64	3.68	3.59
SEER		4.14	4.45	3.99	4.20	4.19	4.28
Maximum Absorbed Current (FLA) [without Options]	A	91	101	120.3	129	150	155
Start up Current (LRA) [without Options]	A	261	269	247	245	266	310
Start up Current with Soft Starter kit [without Options]	A	199	207	172	186	214	248
Sound Power Level Lw (Base Unit)	dB(A)	86	86	85	85	85	88
Sound Pressure Level Lp (Base Unit) @ 10 m	dB(A)	55	55	54	54	54	57
Air Flow	m³/h	34,900	34,900	46,700	45,500	45,500	69,000
Number of Fans		6	6	8	8	8	6
Fan Power Input	kW	2.5	2.5	3.3	3.3	3.3	5.7
Fan Absorbed Current	A	11.3	11.3	15.1	15.3	15.3	12.8
Compressors / Circuits		2/1	2/1	4/2	4/2	4/2	4/2
Buffer Tank Volume (Option)	l	220	220	340	340	340	600
Power Supply		400 / 3+N / 50	400 / 3+N / 50	400 / 3+N / 50	400 / 3+N / 50	400 / 3+N / 50	400 / 3+N / 50
Refrigerant		R410A	R410A	R410A	R410A	R410A	R410A
Dimensions [L x D x H]	mm	2,360 x 1,185 x 1,720	2,360 x 1,185 x 1,720	3,540 x 1,185 x 1,720	3,540 x 1,185 x 1,720	3,540 x 1,185 x 1,720	3,540 x 1,654 x 1,830
Frame Size		2	2	3+	3+	3+	4
Weight without Options	kg	730	730	1,050	1,070	1,220	1,460

(1) Cooling capacity Water 0% glycol 7-12°C OA 35°C

GCAS Y		GCAS0558YGA	GCAS0708YGA	GCAS0758YGA	GCAS0808YGA	GCAS0908YGA	GCAS1008YGA
Cooling Capacity (1)	kW	202.0	245.7	264.2	294.0	328.7	355.0
Cooling Capacity [UNI EN 14511]	kW	201.2	244.8	263.2	293.1	327.6	353.9
Water Flow User Side	l/h	34,689	42,201	45,368	50,493	56,447	60,969
Water Pressure Drops User Side	kPa	38	38	39	40	41	41
Compressor Power Input	kW	69.7	89.3	82.3	95.9	110.1	129.5
Compressor Absorbed Current	A	111.8	143.2	132.0	153.7	176.6	207.6
Total Power Input	kW	75.4	94.9	89.6	103.4	117.6	137.0
Total Power Input [UNI EN 14511]	kW	76.2	95.7	90.5	104.3	118.7	138.1
Total Absorbed Current	A	124.6	155.6	148.3	170.5	193.4	224.4
EER		2.68	2.59	2.95	2.84	2.79	2.59
EER [UNI EN 14511]		2.64	2.56	2.91	2.81	2.76	2.56
ESEER		3.72	3.68	3.71	3.62	3.59	3.54
SEER		4.31	4.19	4.33	4.37	4.12	4.15
Maximum Absorbed Current (FLA) [withoutOptions]	A	173	196	224	237	251	300
Start up current (LRA) [without Options]	A	330	380	403	468	476	497
Start Up Current with Soft Starter Kit [without Options]	A	268	315	338	385	393	440
Sound Power Level Lw (Base Unit)	dB(A)	89	89	89	89	89	90
Sound Pressure Level Lp (Base Unit) @ 10 m	dB(A)	58	58	58	58	58	59
Air Flow	m³/h	69,000	73,500	102,000	96,500	96,500	96,500
Number of Fans		6	6	8	8	8	8
Fan Power Input	kW	5.7	5.6	7.3	7.5	7.5	7.5
Fan Absorbed Current	A	12.8	12.5	16.2	16.7	16.7	16.7
Compressors / Circuits		4/2	4/2	4/2	4/2	4/2	4/2
Buffer Tank Volume (Option)	l	600	600	765	765	765	765
Power Supply		400 / 3+N / 50	400 / 3+N / 50	400 / 3+N / 50	400 / 3+N / 50	400 / 3+N / 50	400 / 3+N / 50
Refrigerant		R410A	R410A	R410A	R410A	R410A	R410A
Dimensions [L x D x H]	mm	3,540 x 1,654 x 1,830	3,540 x 1,654 x 2,174	4,296 x 1,654 x 2,174	4,296 x 1,654 x 2,174	4,296 x 1,654 x 2,174	4,296 x 1,654 x 2,174
Frame Size		4	5	6	6	6	6
Weight without Options	kg	1,470	1,620	1,880	1,912	1,947	1,947

(1) Cooling capacity Water 0% glycol 7-12°C OA 35°C

LG GC SCROLL CHILLERS TECHNICAL DATA

GCAS Z		GCAS0208ZGA	GCAS0258ZGA	GCAS0308ZGA	GCAS0358ZGA	GCAS0408ZGA	GCAS0458ZGA	GCAS0508ZGA
Cooling Capacity (1)	kW	66.9	90.8	105.0	117.0	133.7	152.7	177.8
Cooling Capacity [UNI EN 14511]	kW	66.5	90.4	104.5	116.5	133.1	152.1	177.1
Water Flow User Side	l/h	11,481	15,594	18,027	20,090	22,953	26,228	30,531
Water Pressure Drops User Side	kPa	29	32	34	34	36	37	37
Compressor Power Input	kW	21.9	30.1	34.5	37.4	42.8	52.2	59.7
Compressor Absorbed Current	A	35.2	48.2	55.4	60.0	68.6	83.8	95.8
Total Power Input	kW	22.7	31.1	35.5	40.5	45.9	55.4	62.9
Total Power Input [UNI EN 14511]	kW	23.0	31.5	36.0	41.0	46.5	56.1	63.6
Total Absorbed Current	A	38.5	52.6	59.8	66.9	75.6	90.9	102.9
EER		2.95	2.92	2.95	2.89	2.91	2.76	2.83
EER [UNI EN 14511]		2.90	2.87	2.90	2.84	2.86	2.71	2.78
ESEER		4.02	3.86	3.95	3.64	3.91	3.71	3.54
SEER		4.39	4.15	4.46	4.23	4.16	4.15	4.21
Maximum Absorbed Current (FLA) [without options]	A	55	81	87	96	105	126	148
Start Up Current (LRA) [without Options]	A	183	194	198	220	222	241	307
Start Up Current with Soft Starter Kit [without Options]	A	124	122	137	146	163	189	245
Sound Power Level Lw (Base Unit)	dB(A)	80	80	80	80	80	80	85
Sound Pressure Level Lp (Base Unit) @ 10 m	dB(A)	49	49	49	49	49	49	54
Air Flow	m³/h	24,400	32,800	32,800	60,400	60,400	57,000	57,000
Number of Fans		6	8	8	6	6	6	6
Fan Power Input	kW	0.7	1.0	1.0	3.1	3.1	3.2	3.2
Fan Absorbed Current	A	3.3	4.4	4.4	7.0	7.0	7.1	7.1
Compressors / Circuits		2/1	4/2	4/2	4/2	4/2	4/2	4/2
Buffer Tank Volume (Option)	l	220	340	340	600	600	600	600
Power Supply		400 / 3+N / 50	400 / 3+N / 50	400 / 3+N / 50	400 / 3+N / 50	400 / 3+N / 50	400 / 3+N / 50	400 / 3+N / 50
Refrigerant		R410A	R410A	R410A	R410A	R410A	R410A	R410A
Dimensions [L x D x H]	mm	2,360 x 1,185 x 1,720	3,540 x 1,185 x 1,720	3,540 x 1,185 x 1,720	3,540 x 1,654 x 1,830	3,540 x 1,654 x 1,830	3,540 x 1,654 x 1,830	3,540 x 1,654 x 1,830
Frame Size		2	3+	3+	4	4	4	4
Weight without Options	kg	635	980	980	1,275	1,290	1,440	1,460

(1) Cooling capacity Water 0% glycol 7-12°C OA 35°C

GCAS Z		GCAS0558ZGA	GCAS0708ZGA	GCAS0758ZGA	GCAS0808ZGA	GCAS0908ZGA	GCAS1008ZGA
Cooling Capacity (1)	kW	197.8	219.8	255.9	278.8	316.3	338.1
Cooling Capacity [UNI EN 14511]	kW	197.0	219.0	25.0	277.9	315.2	336.9
Water Flow User Side	l/h	33,965	37,745	43,948	47,875	54,311	58,055
Water Pressure Drops User Side	kPa	37	38	38	39	40	41
Compressor Power Input	kW	70.4	80.0	85.0	102.2	116.8	144.2
Compressor Absorbed Current	A	112.8	128.2	136.3	163.9	187.4	231.3
Total Power Input	kW	73.5	83.1	89.1	106.4	121.0	148.4
Total Power Input [UNI EN 14511]	kW	74.2	83.9	90.0	107.3	122.1	149.5
Total Absorbed Current	A	119.8	135.2	145.4	173.3	196.8	240.7
EER		2.69	2.65	2.87	2.62	2.61	2.28
EER [UNI EN 14511]		2.65	2.61	2.83	2.59	2.58	2.25
ESEER		3.69	3.61	3.50	3.54	3.56	3.49
SEER		4.25	4.16	4.28	4,34	4.10	4.12
Maximum Absorbed Current (FLA) [without Options]	A	167	190	215	229	242	290
Start Up Current (LRA) [without options]	A	318	382	398	464	472	487
Start Up Current with Soft Starter Kit [without Options]	A	256	317	333	381	389	430
Sound Power Level Lw (Base Unit)	dB(A)	85	85	87	87	87	88
Sound Pressure Level Lp (Base Unit) @ 10 m	dB(A)	54	54	56	56	56	57
Air Flow	m³/h	60,200	60,200	82,800	78,700	78,700	78,700
Number of Fans		6	6	8	8	8	8
Fan Power Input	kW	3.1	3.1	4.1	4.2	4.2	4.2
Fan Absorbed Current	A	7.0	7.0	9.2	9.4	9.4	9.4
Compressors / Circuits		4/2	4/2	4/2	4/2	4/2	4/2
Buffer Tank Volume (Option)	l	600	600	765	765	765	765
Power Supply		400 / 3+N / 50	400 / 3+N / 50	400 / 3+N / 50	400 / 3+N / 50	400 / 3+N / 50	400 / 3+N / 50
Refrigerant		R410A	R410A	R410A	R410A	R410A	R410A
Dimensions [L x D x H]	mm	3,540 x 1,654 x 2,174	3,540 x 1,654 x 2,174	4,296 x 1,654 x 2,174	4,296 x 1,654 x 2,174	4,296 x 1,654 x 2,174	4,296 x 1,654 x 2,174
Frame Size		5	5	6	6	6	6
Weight without Options	kg	1,510	1,620	1,880	1,912	1,947	1,947

(1) Cooling capacity Water 0% glycol 7-12°C OA 35°C

LG GC SCROLL CHILLERS TECHNICAL DATA

GCHS Y		GCHS0258YGA	GCHS0308YGA	GCHS0358YGA	GCHS0408YGA	GCHS0458YGA	GCHS0508YGA
Cooling Capacity (1)	kW	87.8	100.6	117.6	141.5	150.1	180.2
Cooling Capacity [UNI EN 14511]	kW	87.5	100.2	117.2	141.0	149.5	179.5
Water Flow User Side	l/h	15,080	17,276	20,189	24,308	25,773	30,948
Water Pressure Drops User Side	kPa	24	26	25	31	32	34
Compressor Power Input	kW	29.3	32.6	38.3	46.9	52.5	59.2
Compressor Absorbed Current	A	47.0	52.2	61.5	75.2	84.1	94.9
Total Power Input	kW	31.8	35.0	41.6	50.2	55.8	64.9
Total Power Input [UNI EN 14511]	kW	32.1	35.4	42.0	50.7	56.3	65.6
Total Absorbed Current	A	58.4	63.6	76.6	90.5	99.4	107.7
EER		2.76	2.87	2.83	2.82	2.69	2.78
EER [UNI EN 14511]		2.73	2.83	2.79	2.78	2.66	2.74
ESEER		3.54	3.30	3.69	3.56	3.60	3.52
SEER		4.11	4.38	3.97	4.16	4.15	3.64
Heating Capacity (2)	kW	106.2	119.5	146.1	167.9	180.4	213.1
Heating Capacity [UNI EN 14511]	kW	106.7	120.0	146.7	168.6	181.3	214.0
Water Flow User Side	l/h	18,461	20,768	25,387	29,176	31,359	37,031
Water Pressure Drops User Side	kPa	36	37	39	44	47	48
Compressor Power Input	kW	27.1	31.3	37.8	43.3	46.6	57.9
Compressor Absorbed Current	A	43.4	50.1	60.6	69.4	74.8	92.9
Total Power Input	kW	29.5	33.7	41.0	46.6	49.9	63.6
Total Power Input [UNI EN 14511]	kW	30.0	34.2	41.7	47.3	50.7	64.6
Total Absorbed Current	A	54.7	61.4	75.7	84.6	90.0	105.6
COP		3.60	3.55	3.56	3.61	3.62	3.35
COP [UNI EN 14511]		3.56	3.51	3.52	3.56	3.57	3.31
SCOP		4.22	4.30	4.11	4.10	4.06	3.64
ERP Efficiency		167.00	170.00	162.00	162.00	160.00	143.00
ERP Efficiency Class		A++ / LT. Heat Pump	A++ / LT. Heat Pump	A++ / LT. Heat Pump	A++ / LT. Heat Pump	A++ / LT. Heat Pump	A+ / LT. Heat Pump
Maximum Absorbed Current (FLA) [without Options]	A	91	101	120	129	150	155
Start Up Current (LRA) [without Options]	A	261	269	247	245	266	310
Start Up Current with Soft Starter Kit [without Options]	A	199	207	172	186	214	248
Sound Power Level Lw (Base Unit)	dB(A)	86	86	85	85	85	88
Sound Pressure Level Lp (Base Unit) @ 10 m	dB(A)	55	55	54	54	54	57
Air Flow	m^3/h	34,900	34,900	46,700	45,500	45,500	69,000
Number of Fans		6	6	8	8	8	6
Fan Power Input	kW	2.5	2.5	3.3	3.3	3.3	5.7
Fan Absorbed Current	A	11.3	11.3	15.1	15.3	15.3	12.8
Compressors / Circuits		2/1	2/1	4/2	4/2	4/2	4/2
Buffer Tank Volume (Option)	l	220	220	340	340	340	600
Power Supply		400 / 3+N / 50	400 / 3+N / 50	400 / 3+N / 50	400 / 3+N / 50	400 / 3+N / 50	400 / 3+N / 50
Refrigerant		R410A	R410A	R410A	R410A	R410A	R410A
Dimensions [L x D x H]	mm	2,360 x 1,185 x 1,720	2,360 x 1,185 x 1,720	3,540 x 1,185 x 1,720	3,540 x 1,185 x 1,720	3,540 x 1,185 x 1,720	3,540 x 1,654 x 1,830
Frame Size		2	2	3+	3+	3+	4
Weight without Options	kg	730	730	1,050	1,070	1,220	1,460

(1) Cooling capacity Water 0% glycol 7-12°C OA 35°C
(2) Heating capacity Water 0% glycol 40-45°C OA 7°C 89%RH

GCHS Y		GCHS0558YGA	GCHS0708YGA	GCHS0758YGA	GCHS0808YGA	GCHS0908YGA	GCHS1008YGA
Cooling Capacity (1)	kW	199.0	242.1	260.3	289.7	324.2	349.5
Cooling Capacity [UNI EN 14511]	kW	198.3	241.3	259.4	288.7	323.2	348.5
Water Flow User Side	l/h	34,175	41,577	44,698	49,746	55,669	60,026
Water Pressure Drops User Side	kPa	35	35	35	35	37	35
Compressor Power Input	kW	69.8	89.3	82.2	95.9	110.5	129.5
Compressor Absorbed Current	A	111.9	143.2	131.9	153.7	177.2	207.7
Total Power Input	kW	75.5	94.9	89.5	103.4	118.0	137.0
Total Power Input [UNI EN 14511]	kW	76.2	95.7	90.4	104.3	119.0	138.0
Total Absorbed Current	A	124.7	155.7	148.1	170.5	193.9	224.4
EER		2.64	2.55	2.91	2.80	2.75	2.55
EER [UNI EN 14511]		2.60	2.52	2.87	2.77	2.72	2.53
ESEER		3.64	3.61	3.63	3.55	3.52	3.47
SEER		3.67	3.55	3.69	3.73	3.86	4.04
Heating Capacity (2)	kW	231.9	280.3	307.6	341.8	373.4	417.9
Heating Capacity [UNI EN 14511]	kW	232.8	281.4	308.9	343.2	374.9	419.5
Water Flow User Side	l/h	40,301	48,719	53,462	59,409	64,891	72,629
Water Pressure Drops User Side	kPa	48	48	50	50	51	51
Compressor Power Input	kW	64.3	78.9	80.2	90.6	101.4	119.2
Compressor Absorbed Current	A	103.1	126.6	128.6	145.3	162.6	191.1
Total Power Input	kW	70.0	84.5	87.4	98.1	108.9	126.7
Total Power Input [UNI EN 14511]	kW	71.0	85.6	88.7	99.5	110.3	128.3
Total Absorbed Current	A	115.9	138.9	144.8	162.1	179.3	207.8
COP		3.31	3.32	3.52	3.48	3.43	3.30
COP [UNI EN 14511]		3.28	3.29	3.48	3.45	3.40	3.27
SCOP		3.64	3.66	3.71	3.74	3.75	3.69
ERP Efficiency		143.00	144.00	146.00	147.00	148.00	145.00
ERP Efficiency Class		A+ / LT. Heat Pump	A+ / LT. Heat Pump	A+ / LT. Heat Pump	A+ / LT. Heat Pump	A+ / LT. Heat Pump	A+ / LT. Heat Pump
Maximum absorbed current (FLA) [without options]	A	173	196	224	237	251	300
Start up current (LRA) [without options]	A	330	380	403	468	476	497
Start up current with Soft Starter kit [without options]	A	268	315	338	385	393	440
Sound Power Level Lw (base unit)	dB(A)	89	89	89	89	89	90
Sound Pressure Level Lp (base unit) @ 10 m	dB(A)	58	58	58	58	58	59
Air Flow	m^3/h	69,000	73,500	102,000	96,500	96,500	96,500
Number of Fans		6	6	8	8	8	8
Fan Power Input	kW	5.7	5.6	7.3	7.5	7.5	7.5
Fan Absorbed Current	A	12.8	12.5	16.2	16.7	16.7	16.7
Compressors / Circuits		4/2	4/2	4/2	4/2	4/2	4/2
Buffer Tank Volume (option)	l	600	600	765	765	765	765
Power Supply		400 / 3+N / 50	400 / 3+N / 50	400 / 3+N / 50	400 / 3+N / 50	400 / 3+N / 50	400 / 3+N / 50
Refrigerant		R410A	R410A	R410A	R410A	R410A	R410A
Dimensions [L x D x H]	mm	3,540 x 1,654 x 1,830	3,540 x 1,654 x 2,174	4,296 x 1,654 x 2,174	4,296 x 1,654 x 2,174	4,296 x 1,654 x 2,174	4,296 x 1,654 x 2,174
Frame Size		4	5	6	6	6	6
Weight without Options	kg	1,470	1,620	1,880	1,912	1,947	1,947

(1) Cooling capacity Water 0% glycol 7-12°C OA 35°C
(2) Heating capacity Water 0% glycol 40-45°C OA 7°C 89%RH

LG GC SCROLL CHILLERS TECHNICAL DATA

GCHS Z		GCHS0208ZGA	GCHS0258ZGA	GCHS0308ZGA	GCHS0358ZGA	GCHS0408ZGA	GCHS0458ZGA
Cooling Capacity (1)	kW	65.7	89.2	103.5	115.5	132.7	150.7
Cooling Capacity [UNI EN 14511]	kW	65.4	88.8	103.1	115.1	132.2	150.1
Water Flow User Side	l/h	11,285	15,313	17,778	19,842	22,795	25,881
Water Pressure Drops User Side	kPa	24	25	29	27	29	32
Compressor Power Input	kW	22.0	30.2	34.7	37.6	43.5	52.7
Compressor Absorbed Current	A	35.3	48.5	55.7	60.3	69.7	84.5
Total Power Input	kW	22.7	31.2	35.7	40.7	46.6	55.9
Total Power Input [UNI EN 14511]	kW	23.0	31.6	36.1	41.2	47.1	56.5
Total Absorbed Current	A	38.6	52.9	60.1	67.3	76.7	91.6
EER		2.89	2.86	2.90	2.84	2.85	2.70
EER [UNI EN 14511]		2.84	2.81	2.85	2.80	2.81	2.66
ESEER		3.94	3.78	3.87	3.57	3.83	3.64
SEER		4.35	4.13	4.42	3.61	3.88	3.88
Heating Capacity (2)	kW	75.9	104.7	117.0	138.3	153.8	172.7
Heating Capacity [UNI EN 14511]	kW	76.3	105.2	117.6	138.9	154.4	173.5
Water Flow User Side	l/h	13,190	18,200	20,336	24,033	26,722	30,016
Water Pressure Drops User Side	kPa	33	36	37	40	40	43
Compressor Power Input	kW	20.3	28.3	32.3	35.7	39.9	49.8
Compressor Absorbed Current	A	32.5	45.4	51.7	57.2	64.0	79.9
Total Power Input	kW	21.0	29.3	33.3	38.8	43.1	53.0
Total Power Input [UNI EN 14511]	kW	21.4	29.8	33.8	39.4	43.7	53.8
Total Absorbed Current	A	35.8	49.8	56.2	64.2	71.0	87.1
COP		3.61	3.57	3.52	3.56	3.57	3.26
COP [UNI EN 14511]		3.56	3.53	3.48	3.52	3,53	3.22
SCOP		4.38	4.13	4.19	4.22	3.74	3.91
ERP Efficiency		173.00	163.00	165.00	167.00	148.00	154.00
ERP Efficiency Class		A++ / L.T. Heat Pump	A++ / L.T. Heat Pump	A++ / L.T. Heat Pump	A++ / L.T. Heat Pump	A+ / L.T. Heat Pump	A++ / L.T. Heat Pump
Maximum Absorbed Current (FLA) [without Options]	A	55	81	87	96	105	126
Start Up Current (LRA) [without Options]	A	183	194	198	220	222	241
Start Up Current with Soft Starter Kit [without Options]	A	124	122	137	146	163	189
Sound Power Level Lw (Base Unit)	dB(A)	80	80	80	80	80	80
Sound Pressure Level Lp (Base Unit) @ 10 m	dB(A)	49	49	49	49	49	49
Air Flow	m^3/h	24,400	32,800	32,800	60,400	60,400	57,000
Number of Fans		6	8	8	6	6	6
Fan Power Input	kW	0.7	1.0	1.0	3.1	3.1	3.2
Fan Absorbed Current	A	3.3	4.4	4.4	7.0	7.0	7.1
Compressors / Circuits		2/1	4/2	4/2	4/2	4/2	4/2
Buffer Tank Volume (option)	l	220	340	340	600	600	600
Power Supply		400 / 3+N / 50	400 / 3+N / 50	400 / 3+N / 50	400 / 3+N / 50	400 / 3+N / 50	400 / 3+N / 50
Refrigerant		R410A	R410A	R410A	R410A	R410A	R410A
Dimensions [L x D x H]	mm	2,360 x 1,185 x 1,720	3,540 x 1,185 x 1,720	3,540 x 1,185 x 1,720	3,540 x 1,654 x 1,830	3,540 x 1,654 x 1,830	3,540 x 1,654 x 1,830
Frame Size		2	3+	3+	4	4	4
Weight without Options	kg	635	980	980	1,275	1,290	1,440

(1) Cooling capacity Water 0% glycol 7-12°C OA 35°C
(2) Heating capacity Water 0% glycol 40-45°C OA 7°C 89%RH

GCFS Z		GCFS0258ZGA	GCFS0308ZGA	GCFS0358ZGA	GCFS0408ZGA	GCFS0458ZGA	GCFS0508ZGA
Cooling Capacity (1)	kW	93.00	105.50	121.50	132.70	153.80	180.50
Cooling Capacity [UNI14511]	kW	92.60	105.00	120.90	132.00	153.10	179.70
Free-Cooling Capacity (2)	kW	83.30	85.30	111.40	113.60	117.00	151.30
Water Flow User Side	l/h	15,977	18,119	20,859	22,782	26,411	30,996
Water Pressure Drops User Side	kPa	31	40	38	45	42	46
Compressor Power Input	kW	29.50	34.50	35.60	39.10	49.50	60.70
Compressor Absorbed Current	A	47.30	55.40	57.10	62.70	79.50	97.40
Total Power Input	kW	30.50	35.50	39.00	42.50	52.90	64.00
Total Power Input [UNI14511]	kW	30.90	36.10	39.60	43.10	53.60	64.80
Free-Cooling Total Power Input	kW	1.60	1.80	4.20	4.30	4.40	4.40
Total Absorbed Current	A	48.90	57.00	64.70	70.30	87.00	104.60
EER		3.05	2.97	3.11	3.12	2.91	2.82
EER [UNI14511]		3.00	2.91	3.06	3.06	2.86	2.77
Available Pressure Head - HP Pumps (Option) User Side	kPa	190	177	191	180	173	267
Available Pressure Head - HP Pumps [AND Logic] (Option) User Side	kPa	189	178	194	186	186	198
Maximum Absorbed Current (FLA) [without Options]	A	77	86	96	106	120	155
Start Up Current (LRA) [without Options]	A	246	254	220	306	371	310
Start Up Current with Soft Starter Kit [without Options]	A	184	192	146	241	288	248
Sound Power Level Lw (Base Unit)	dB(A)	76	76	80	80	80	80
Sound Pressure Level Lp (Base Unit) @ 10 m	dB(A)	45	45	49	49	49	49
Air Flow	m^3/h	29,600	29,600	50,200	50,200	50,200	55,800
Number of Fans		8	8	6	6	6	6
Fan Power Input	kW	1.00	1.00	3.40	3.40	3.40	3.20
Fan Absorbed Current	A	1.60	1.60	7.60	7.60	7.60	7.20
Compressors / Circuits		2/2	2/2	4/2	4/2	4/2	4/2
Buffer Tank Volume (Option)	l	340	340	600	600	600	600
Power Supply		400 / 3+N / 50	400 / 3+N / 50	400 / 3+N / 50	400 / 3+N / 50	400 / 3+N / 50	400 / 3+N / 50
Refrigerant		R410A	R410A	R410A	R410A	R410A	R410A
Dimensions [L x D x H]	mm	3,190 x 1,183 x 1,735	3,190 x 1,183 x 1,735	3,540 x 1,653 x 1,847	3,540 x 1,653 x 1,847	3,540 x 1,653 x 1,847	3,540 x 1,653 x 2,247
Frame Size		FC3	FC3	FC4	FC4	FC4	FC5
Weight without Options	kg	1,105	1,115	1,475	1,490	1,640	1,750

(1) Cooling capacity Water 0% glycol 7-12°C OA 35°C
(2) Heating capacity Water 0% glycol 40-45°C OA 7°C 89%RH

LG GC SCROLL CHILLERS TECHNICAL DATA

GCFS Z		GCFS0708ZGA	GCFS0758ZGA	GCFS0808ZGA	GCFS0908ZGA
Cooling Capacity (1)	kW	225.50	256.50	256.90	300.10
Cooling Capacity [UNI14511]	kW	224.60	255.60	255.90	298.90
Free-Cooling Capacity (2)	kW	157.70	195.40	195.50	200.80
Water Flow User Side	l/h	38,726	44,051	44,110	51,531
Water Pressure Drops User Side	kPa	48	37	38	51
Compressor Power Input	kW	82.20	86.00	86.00	113.80
Compressor Absorbed Current	A	131.80	137.90	137.90	182.50
Total Power Input	kW	85.40	90.40	90.40	118.20
Total Power Input [UNI14511]	kW	86.30	91.30	91.30	119.40
Free-Cooling Total Power Input	kW	4.90	5.90	5.90	6.60
Total Absorbed Current	A	139.00	147.70	147.70	192.30
EER		2.64	2.84	2.84	2.54
EER [UNI14511]		2.60	2.80	2.80	2.50
Available Pressure Head - HP Pumps (Option) User Side	kPa	307	303	288	275
Available Pressure Head - HP Pumps [AND Logic] (Option) User Side	kPa	222	222	209	198
Maximum Absorbed Current (FLA) [without Options]	A	196	215	229	242
Start Up Current (LRA) [without Options]	A	380	398	464	472
Start Up Current with Soft Starter Kit [without Options]	A	315	333	381	389
Sound Power Level Lw (Base Unit)	dB(A)	80	82	82	82
Sound Pressure Level Lp (Base Unit) @ 10 m	dB(A)	49	51	51	51
Air Flow	m^3/h	55,800	71,900	71,900	71,900
Number of Fans		6	8	8	8
Fan Power Input	kW	3.20	4.40	4.40	4.40
Fan Absorbed Current	A	7.20	9.80	9.80	9.80
Compressors / Circuits		4/2	4/2	4/2	4/2
Buffer Tank Volume (Option)	l	600	765	765	765
Power Supply		400 / 3+N / 50	400 / 3+N / 50	400 / 3+N / 50	400 / 3+N / 50
Refrigerant		R410A	R410A	R410A	R410A
Dimensions [L x D x H]	mm	3,540 x 1,653 x 2,247	4,296 x 1,654 x 2,330	4,296 x 1,654 x 2,330	4,296 x 1,654 x 2,330
Frame Size		FC5	FC6	FC6	FC6
Weight without Options	kg	1,870	2,285	2,317	2,352

(1) Cooling capacity Water 0% glycol 7-12°C OA 35°C
(2) Heating capacity Water 0% glycol 40-45°C OA 7°C 89%RH

FRAME 2

(Unit : mm)

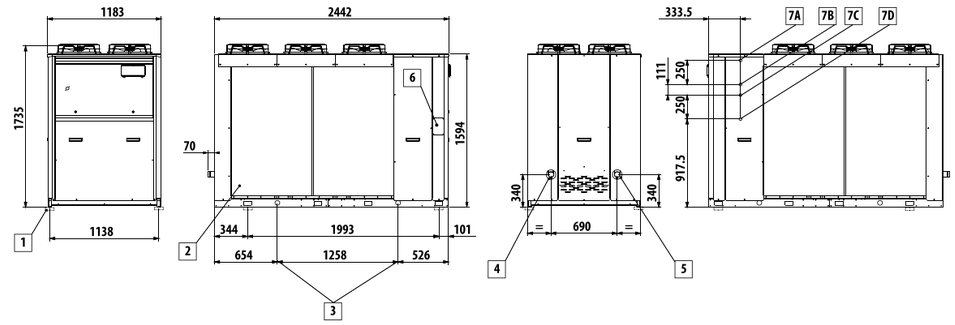

ITEM NO.	PART NAME
1	Vibration dampers
2	Protection grill (optional)
3	Lifting points
4	Water inlet (Victaulic 2”)
5	Water outlet (Victaulic 2”)
6	Power supply input
7A	Heat recovery water outlet (1”), left-hand circuit
7B	Heat recovery water inlet (1”), left-hand circuit
7C	Heat recovery water outlet (1”), right-hand circuit
7D	Heat recovery water inlet (1”), right-hand circuit

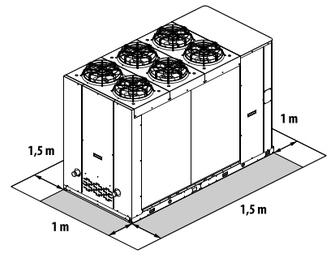

FRAME 3

(Unit: mm)

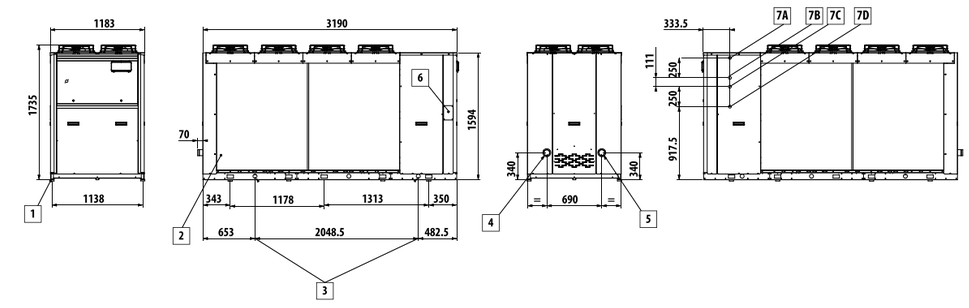

ITEM NO.	PART NAME
1	Vibration dampers
2	Protection grill (optional)
3	Lifting points
4	Water inlet (Victaulic 2”)
5	Water outlet (Victaulic 2”)
6	Power supply input
7A	Heat recovery water outlet (1”), left-hand circuit
7B	Heat recovery water inlet (1”), left-hand circuit
7C	Heat recovery water outlet (1”), right-hand circuit
7D	Heat recovery water inlet (1”), right-hand circuit

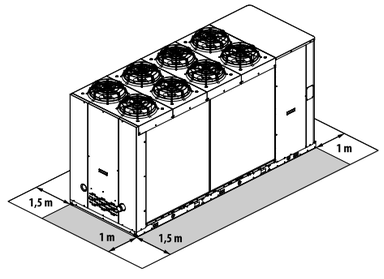

FRAME 3+

(Unit : mm)

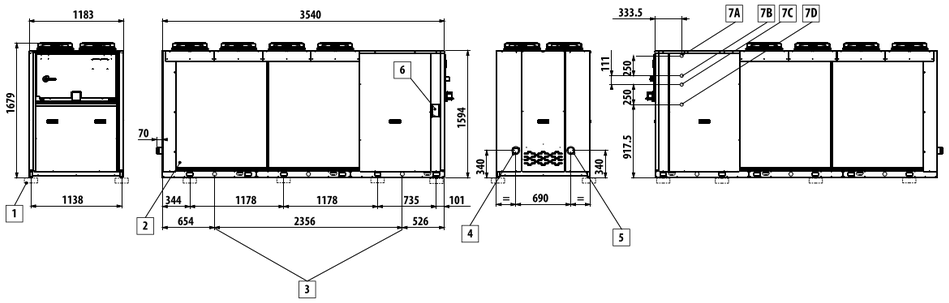

ITEM NO.	PART NAME
1	Vibration dampers
2	Protection grill (optional)
3	Lifting points
4	Water inlet (Victaulic 2”)
5	Water outlet (Victaulic 2”)
6	Power supply input
7A	Heat recovery water outlet (1”), left-hand circuit
7B	Heat recovery water inlet (1”), left-hand circuit
7C	Heat recovery water outlet (1”), right-hand circuit
7D	Heat recovery water inlet (1”), right-hand circuit

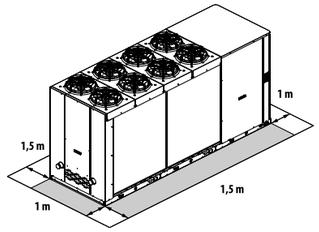

FRAME 4

(Unit: mm)

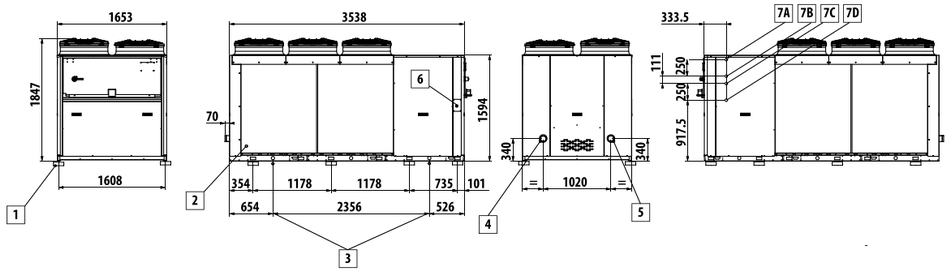

ITEM NO.	PART NAME
1	Vibration dampers
2	Protection grill (optional)
3	Lifting points
4	Water inlet (Victaulic 2”)
5	Water outlet (Victaulic 2”)
6	Power supply input
7A	Heat recovery water outlet (1”), left-hand circuit
7B	Heat recovery water inlet (1”), left-hand circuit
7C	Heat recovery water outlet (1”), right-hand circuit
7D	Heat recovery water inlet (1”), right-hand circuit

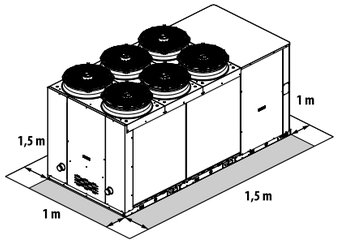

FRAME 5

(Unit : mm)

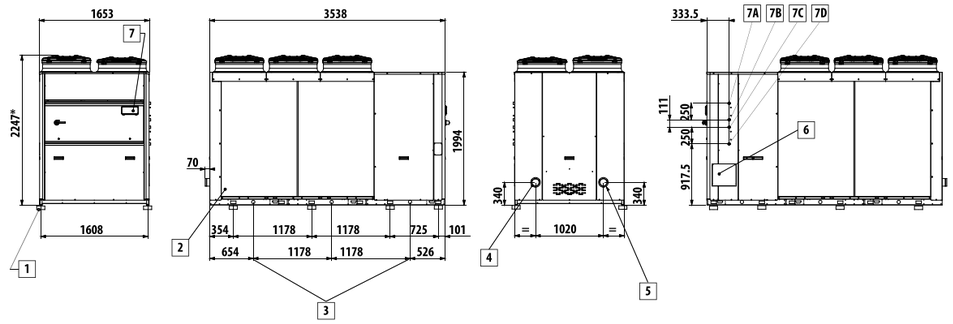

ITEM NO.	PART NAME
1	Vibration dampers
2	Protection grill (optional)
3	Lifting points
4	Water inlet (Victaulic 2”)
5	Water outlet (Victaulic 2”)
6	Power supply input
7A	Heat recovery water outlet (1”), left-hand circuit
7B	Heat recovery water inlet (1”), left-hand circuit
7C	Heat recovery water outlet (1”), right-hand circuit
7D	Heat recovery water inlet (1”), right-hand circuit

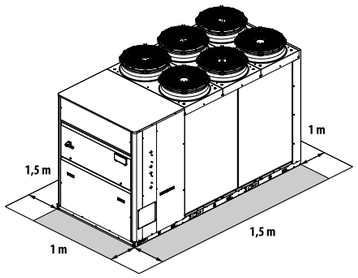

FRAME 6

(Unit: mm)

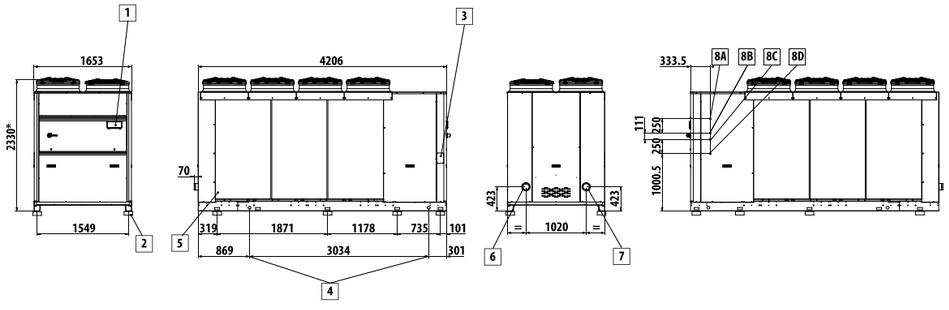

ITEM NO.	PART NAME
1	Vibration dampers
2	Protection grill (optional)
3	Lifting points
4	Water inlet (Victaulic 2”)
5	Water outlet (Victaulic 2”)
6	Power supply input
7A	Heat recovery water outlet (1”), left-hand circuit
7B	Heat recovery water inlet (1”), left-hand circuit
7C	Heat recovery water outlet (1”), right-hand circuit
7D	Heat recovery water inlet (1”), right-hand circuit

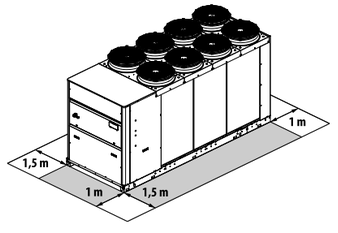

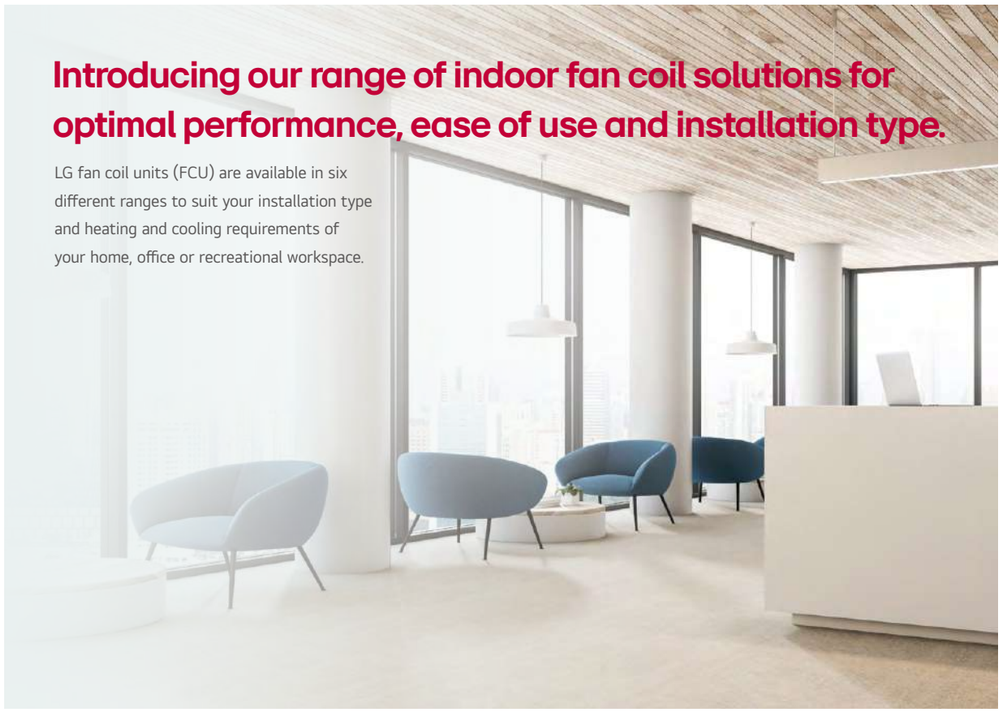

Introducing our range of indoor fan coil solutions for optimal performance, ease of use and installation type.

LG fan coil units (FCU) are available in six different ranges to suit your installation type and heating and cooling requirements of your home, office or recreational workspace.

VFL Model



VFC Model



VFU Model



LG Fan coil units are available with or without a cabinet, and are offered with a broad choice of wall mounting options. Our models accommodate choices for floor, wall, high wall, ceiling and recess mountings.

VFY Model



Medium head ductable units, ceiling recessed installation models.

VFZ Model



High head ductable units, ceiling recessed installation models.

4 Way Cassette



Advanced design to fit into standard ceilings modules (600 x 600 mm)

The LG fan coil series can be applied to multiple water solutions:

LG GC Scroll Chiller



LG THERMA V Monobloc



LG THERMA V Split



VFL, VFC AND VFU MODELS

Crafted to surpass your every need

Our VFL, VFC and VFU lines use top quality materials and innovative features to ensure optimal flexibility and low operational noise output.

Our range has been designed to allow for a combination of vertical and horizontal installation types: with models for surface mounting on walls, floors & ceilings and recess mounting in walls or ceilings.

In its recess-mounted ductable version, the FCU line has a number of accessories that permit quick and economical installation with flexible ducts directly coupled with air diffusion grilles for maximum convenience.

VF series can be combined with a large range of on-board or wall-mounted control panels, depending on the level of performance and adjustment required.



VFL

Our in cabinet fan coil unit, suitable for wall mounting. Featuring vertical air flow, filter on the air intake securely attached to the cabinet with quarter-turn screws.
The VFL range is available in 7 model variations.



VFC

Our model for vertical and horizontal recess mounting, air intake in line with the outlet, thermally insulated galvanised sheet steel body. Plenum and connectors complete the air intake and the air flow into any room.
The VFC range is available in 8 model variations.



VFU

Version with cabinet, suitable for floor and ceiling mounting. The cabinet has air outlet grilles and air intake grilles with built-in filter.
The VFU range is available in 5 model variations.

VFL, VFC AND VFU MODELS MAIN COMPONENTS

Cabinet

Composed of a painted steel sheet panel, side panels, air outlet grille (swinging by 180°) and back suction grille built from ABS. Round shapes and RAL9003 colour designed to satisfy all interior decorating needs, in line with architectural requirements and aesthetics.

Construction

Premium build quality with galvanized steel housings. All units are heat and sound insulated with Class 1 self-extinguishing panels. Further, VFU and VFC versions feature double drip trays for collecting condensation and excess water.

Heat Exchanger

Highly efficient heat exchanger made with copper piping and aluminium fins, fitted with brass manifolds and durable vent valve. The water connections are reversible at the time of installation. On request it is possible to mount an additional heat exchanger for 4-pipe systems.

Electric Motor

Mounted on vibration dampers, with permanently activated capacitor and thermal windings protection. Available with optimized 3 speed version for best performance, quietness, and efficient power consumption.

Fan

Double suction centrifugal fans, statically and dynamically balanced, manufactured from anti-static ABS. All blades feature an airfoil section and offset module for maximum efficiency. The fans are further housed in a low-noise ABS volute.

Air Filter

Honey-comb polypropylene washable air filter, easily removable for simple maintenance. On the VFU version the air filters are fitted onto the air inlet grille.

VFL, VFC AND VFU MODELS ACCESSORIES

Control panels
Electromechanical control panels
On-board speed switch
Recess wall-mounted speed switch
On-board speed thermostat and switch
Thermostat for minimum water temperature in heating mode (42 °C)
Electronic microprocessor control panels with display
MY COMFORT controller spacer for wall mounting
Touch screen 2.8" user panel for EVO control EVO-2-TOUCH, frame in aluminium color black RAL9005
Touch screen 2.8" user panel for EVO control EVO-2-TOUCH, frame in natural brushed aluminium
Circuit board for EVO control
User interface with display for EVO controller
Device for Wi-Fi or Bluetooth communication between EVOBOARD and smartphone
MY COMFORT on-board installation kit for VFL, VFC and VFU models
LED503 on-board controller installation kit for VFL, VFC and VFU models
Recessed wall-mounted electronic display controller LED 503
MYCOMFORT BASE electronic controller with display
Microprocessor control with display MY COMFORT LARGE
MYCOMFORT MEDIUM electronic controller with display
Humidity sensor for MY COMFORT (medium e large), EVO
Water sensor for MYCOMFORT and EVO controllers
Electronic microprocessor control panels
On-board VFL, VFC and VFU installation kit on the right side suitable for TED controller
On-board VFL, VFC and VFU installation kit on the left side suitable for TED controller
Electronic controller for AC fan control and one ON/OFF 230 V valve
Electronic controller for AC fan control and two ON/OFF 230 V valves
Water temperature sensor for TED controls

Accessories	
Power interface and regulating louver controllers	Valves
On-board speed switch	2-way valve, ON/OFF actuator, hydraulic kit on water connection side for main heat exchanger
Recess wall-mounted speed switch	2-way valve, ON/OFF actuator, 24 V power supply, hydraulic kit on water connection side for main heat exchanger
On-board speed thermostat and switch	2-way valve, ON/OFF actuator, 24 V power supply, hydraulic kit on water connection side for main and additional heat exchanger
Additional heat exchanger for 4-pipe systems	2-way valve, ON/OFF actuator, 230 V power supply, hydraulic kit on water connection side for main and additional heat exchanger
1-row additional heat exchanger for 4-pipe systems (not suitable for VFL, VFC and VFU model "M" models)	2-way valve, MODULATING actuator, 24 V power supply, hydraulic kit on water connection side for main heat exchanger
Auxiliary water drip trays, insulating shell, condensate drainage pump	2-way valve, MODULATING actuator, 24 V power supply, hydraulic kit on water connection side for main and additional heat exchanger
Auxiliary water drip tray for horizontal installation fan coil units	3-way valve, ON/OFF actuator, 230 V power supply, complete hydraulic kit for additional heat exchanger
Auxiliary water drip tray for vertical installation fan coil units	3-way valve, ON/OFF actuator, 24 V power supply, complete hydraulic kit for additional heat exchanger
Insulating shell for VKS valve, water connections on the left	3-way valve, ON/OFF actuator, 24 V power supply, hydraulic kit without holder, for additional heat exchanger
Insulating shell for VKS valve, water connections on the right	3-way valve, ON/OFF actuator, 230 V power supply, hydraulic kit without holder, for additional heat exchanger
Condensate drainage pump kit	3-way valve, MODULATING actuator, 24 V power supply, complete hydraulic kit for additional heat exchanger
Base and enclosure elements	3-way valve, MODULATING actuator, 24 V power supply, hydraulic kit without holder, for additional heat exchanger
Support elements for VFC	3-way valve, MODULATING actuator, 24 V power supply, complete hydraulic kit for main heat exchanger
Pair of support covering elements for VFL	3-way valve, MODULATING actuator, 24 V power supply, hydraulic kit without holder, for main heat exchanger
Pair of support covering elements with front grille for VFL, VFC and VFU FL	3-way valve, ON/OFF actuator, 1230 V power supply, complete hydraulic kit for main heat exchanger
Rear covering panels	3-way valve, ON/OFF actuator, 24 V power supply, complete hydraulic kit for main heat exchanger
Rear painted panel for horizontal installation with cabinet	3-way valve, ON/OFF actuator, 24 V power supply, hydraulic kit without holder, for main heat exchanger
Rear painted panel for vertical installation with cabinet	3-way valve, ON/OFF actuator, 230 V power supply, hydraulic kit without holder, for main heat exchanger
Electrical heating elements	2-way valves pressure independent, ON/OFF or MODULATING actuator, 230 V or 24 V power supply, hydraulic kit, for main heat exchanger
Heating element with installation kit, relay box and safety devices	Sanitisation system
Air inlet and outlet grilles	Sanitizing module JONIX for on-board installation
Aluminium external air intake grille with subframe	
Aluminium external air intake grille with subframe and air filter	
Aluminium air outlet grille with 2-row fins and subframe	
Plenum with circular collars for air outlet grille	
Plenum and connectors	
Angular inlet connector	
Straight inlet connector	
Air inlet plenum with circular collars	
Angular outlet connector	
Angular outlet insulated connector	
Straight outlet insulated connector	
Air outlet plenum with circular collars	
Straight outlet connector	
External air intake louvers	
Manual external air intake louver	
Motor-driven louver, with motor on the right with transformer	
Motor-driven louver, with motor on the left with transformer	
Motor driven louver, with motor on the right, with transformer	
Motor driven louver, with motor on the left, with transformer	

VFL. VFC AND VFU MODELS RATED TECHNICAL DATA

Model VFL / VFC / VFU with AC Motor		03			05			06			08		
Fan speed		min	med	max	min	med	max	min	med	max	min	med	max
Total cooling capacity (1)	kW	0.77	0.92	1.15	1.04	1.24	1.54	1.26	1.52	1.74	1.60	2.03	2.42
Sensible cooling capacity (1)	kW	0.59	0.70	0.87	0.79	0.97	1.20	0.95	1.14	1.30	1.18	1.57	1.88
Water flow (1)	l/h	132	158	197	179	213	264	216	261	299	275	348	415
Water pressure drop (1)	kPa	4	5	7	7	9	13	8	11	14	8	12	16
Heating capacity (2)	kW	1.11	1.30	1.55	1.43	1.73	2.14	1.71	2.04	2.20	2.07	2.68	3.20
Water pressure drop (2)	kPa	3	4	6	6	8	11	7	9	12	6	10	13
Heating capacity (3)	kW	1.94	2.27	2.68	2.47	2.99	3.71	2.93	3.50	3.74	3.52	4.57	5.47
Water flow (3)	l/h	171	199	235	216	263	325	257	307	329	308	401	480
Water pressure drop (3)	kPa	4	6	8	7	10	15	8	11	13	7	12	16
Air flow	m^3/h	149	189	231	178	233	319	211	271	344	241	341	442
Power input	W	18	21	32	21	28	37	25	36	53	29	44	57
Sound power level (4)	dB/A	30	32	40	37	42	47	38	44	49	35	43	48
Additional coil heating capacity DF (3)	kW	1.35	1.50	1.70	1.50	1.70	1.90	1.56	1.78	2.02	2.06	2.53	2.92
Water flow (3)	l/h	118	132	149	132	149	167	137	156	177	181	222	257
Water pressure drop (3)	kPa	3	4	4	4	5	6	5	7	8	2	3	4

Model VFL / VFC / VFU with AC Motor		12			15			18			21			26		
Fan speed		min	med	max	min	med	max	min	med	max	min	med	max	min	med	max
Total cooling capacity (1)	kW	1.98	2.63	3.51	3.00	3.66	4.51	3.42	4.19	5.26	3.97	5.27	6.71	4.11	6.24	8.02
Sensible cooling capacity (1)	kW	1.45	2.04	2.75	2.23	2.82	3.53	2.34	3.00	3.82	2.84	3.83	4.91	3.05	4.63	5.96
Water flow (1)	l/h	340	451	602	515	628	774	587	719	902	682	905	1,152	706	1,071	1,376
Water pressure drop (1)	kPa	4	7	12	7	10	14	9	13	19	5	8	12	6	13	20
Heating capacity (2)	kW	2.81	3.69	4.78	3.93	4.84	5.91	4.22	5.18	6.57	4.77	6.23	7.83	5.24	7.80	10.0
Water pressure drop (2)	kPa	4	6	10	6	8	12	7	10	16	4	6	10	5	11	16
Heating capacity (3)	kW	4.83	6.34	8.21	6.69	8.25	10.1	7.10	8.72	11.1	8.06	10.5	13.1	8.91	13.2	16.9
Water flow (3)	l/h	424	556	720	588	724	884	623	765	973	707	918	1,152	782	1,158	1,486
Water pressure drop (3)	kPa	5	8	13	7	10	14	8	11	17	4	6	9	6	11	17
Air flow	m^3/h	320	450	640	470	605	785	488	615	814	570	771	1,011	642	1,022	1,393
Power input	W	40	50	65	50	65	90	52	73	107	86	127	182	109	169	244
Sound power level (4)	dB/A	35	43	52	43	49	56	44	51	58	47	54	61	49	60	67
Additional coil heating capacity DF (3)	kW	3.21	3.96	4.80	4.04	4.65	5.30	4.21	4.78	5.51	5.69	6.83	7.91	5.50	7.14	8.35
Water flow (3)	l/h	282	347	421	355	408	465	369	419	483	499	600	694	483	627	733
Water pressure drop (3)	kPa	10	14	20	6	8	10	9	11	14	17	23	30	14	23	30

(1) Water temperature 7 / 12°C, air temperature D.B. 27°C, W.B. 19°C (47% relative humidity)
(2) Inlet water temperature 50°C, water flow rate same as in cooling mode, air temperature 20°C
(3) Water temperature 70 / 60°C, air temperature 20°C
(4) Sound power measured according to standards ISO 3741 and ISO 3742
Power supply 230-1-50 (V-ph-Hz)

Not all the models are available in all capacities. Please see the below matrix to check availability:

Model	Capacity (kW)								
	03	05	06	08	12	15	18	21	26
	1.1	1.5	1.7	2.4	3.5	4.4	5.2	6.5	7.8
VFL		●	●	●	●	●	●	●	
VFC	●	●	●	●	●	●	●	●	
VFU					●	●	●	●	●

VFL MODEL DIMENSIONAL DRAWING

(Unit : mm)

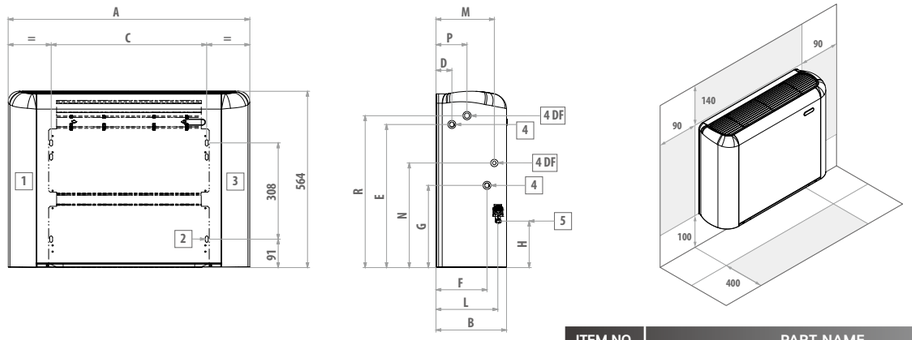

ITEM NO.	PART NAME
1	Usable space for plumbing connections
2	Slots for installation on the wall
3	Usable space for electrical connections
4	Standard heat exchanger water connections
4DF	DF 1-row additional heat exchanger water connections
5	Condensate drainage

VFL	A	B	C	D	E	F	G	H	L	M	N	P	R	4	4DF	5	
Size	mm	mm	mm	mm	mm	mm	mm	mm	mm	mm	mm	mm	mm	"	"	mm	kg
05 - 06	774	226	498	51	458	163	263	149	198	187	335	99	486	1/2	1/2	16	21
08	984	226	708	51	458	163	263	149	198	187	335	99	486	1/2	1/2	16	27
12 - 15	1,194	226	918	51	458	163	263	149	198	187	335	99	486	1/2	1/2	16	33
18	1,194	251	918	48	497	185	259	155	220	195	348	120	478	3/4	1/2	16	34
21	1,404	251	1,128	48	497	185	259	155	220	195	348	120	478	3/4	1/2	16	43

VFC MODEL DIMENSIONAL DRAWING

(Unit: mm)

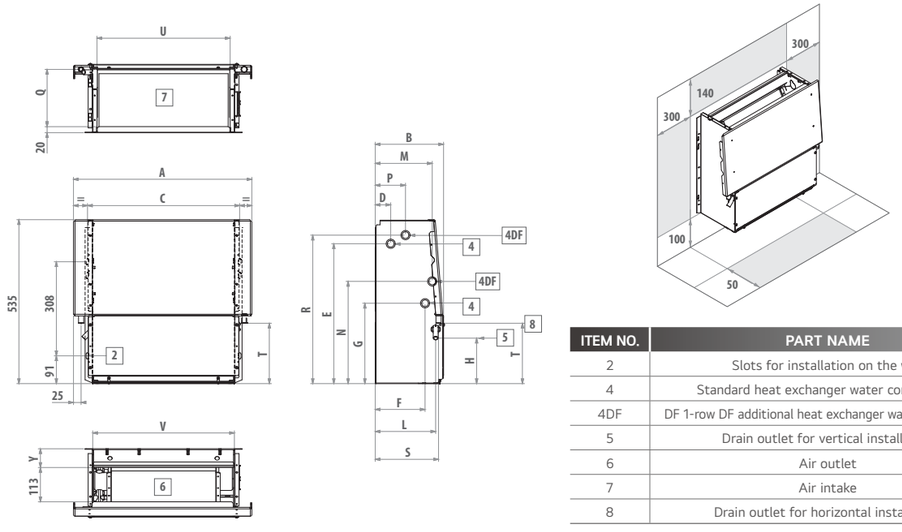

ITEM NO.	PART NAME
2	Slots for installation on the wall
4	Standard heat exchanger water connections
4DF	DF 1-row DF additional heat exchanger water connections
5	Drain outlet for vertical installation
6	Air outlet
7	Air intake
8	Drain outlet for horizontal installation

VFC	A	B	C	D	E	F	G	H	L	M	N	P	Q	R	S	T	U	V	Y	4	4DF	5
Size	mm	mm	mm	mm	mm	mm	mm	mm	mm	mm	mm	mm	mm	mm	"	"	mm	mm	mm	"	"	mm
03 - 05 - 06	584	224	498	51	458	163	263	149	198	187	335	99	189	486	208	198	436	464	61	1/2"	1/2"	16
08	794	224	708	51	458	163	263	149	198	187	335	99	189	486	208	198	646	674	61	1/2"	1/2"	16
12 - 15	1,004	224	918	51	458	163	263	149	198	187	335	99	189	486	208	198	856	884	61	1/2"	1/2"	16
18	1,004	249	918	48	497	185	259	155	220	195	348	120	215	478	234	208	856	884	67	3/4"	1/2"	16
21	1,214	249	1,128	48	497	185	259	155	220	195	348	120	215	478	234	208	1,066	1,094	67	3/4"	1/2"	16

VFU MODEL DIMENSIONAL DRAWING

(Unit : mm)

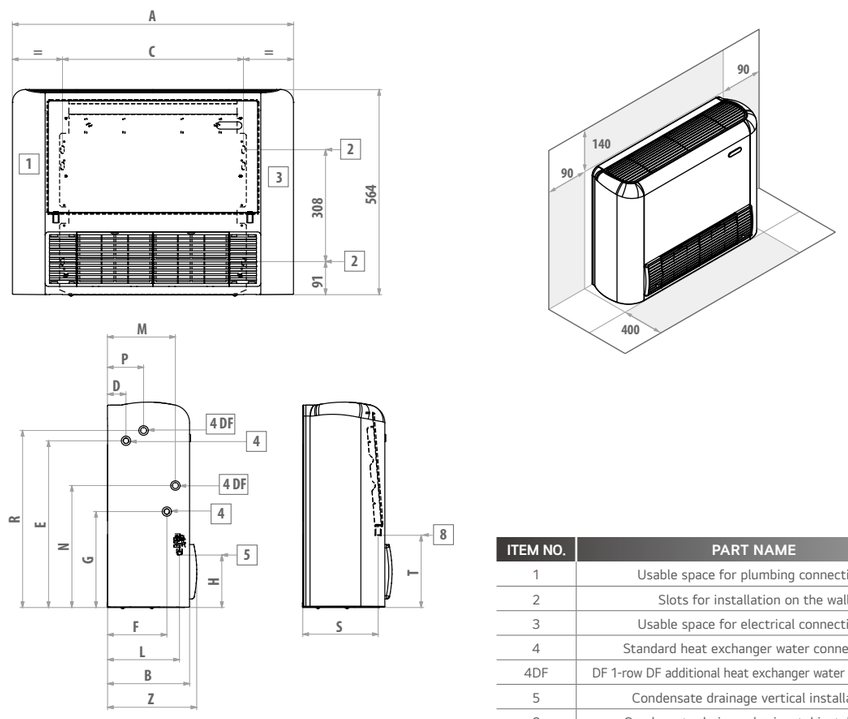

ITEM NO.	PART NAME
1	Usable space for plumbing connections
2	Slots for installation on the wall
3	Usable space for electrical connections
4	Standard heat exchanger water connections
4DF	DF 1-row DF additional heat exchanger water connections
5	Condensate drainage vertical installation
8	Condensate drainage horizontal installation

VFU	A	B	C	D	E	F	G	H	L	M	N	P	R	S	T	Z	4	
Size	mm	mm	mm	mm	mm	mm	mm	mm	mm	mm	mm	mm	mm	mm	mm	mm	"	kg
12 - 15	1,194	226	918	51	458	163	263	149	198	187	335	99	486	208	198	246	1/2	35
18	1,194	251	918	48	497	185	259	155	220	195	348	120	478	234	208	271	3/4	36
21 - 26	1,404	251	1,128	48	497	185	259	155	220	195	348	120	478	234	208	271	3/4	45

VFY MODEL MEDIUM HEAD DUCT UNITS

Performance and compact design for recessed ceiling installations

The VFY ducted range has been manufactured for air conditioning interiors where the installation of high performance medium head units with reduced overall dimensions is necessary. The heat exchanger enables VFY model units to be used under a whole variety of operating conditions. The weight-bearing structure houses a 3- or 4-rows exchanger which can be combined with an additional 1 or 2 rows exchanger for exceptional performance even with low temperature differentials. The heat exchangers can be optimized for centralized applications such as district cooling. VFY model units is designed for horizontal ceiling installation.
The main condensate drip tray is situated inside the structure of the unit and is at positive pressure relative to the drain outlet to facilitate condensate drainage.

A wide range of wall mounted controllers are available, including controllers of an electromechanical type and microprocessor controllers with display.

Heating elements complete with safety devices are available to supplement the hydronic system.





VFY MODEL DUCT UNITS COMPONENTS

Structure

Built from galvanized steel with heat and sound insulation through Class 1 self-extinguishing panels. Reduced height allows this unit to be mounted in a horizontal position in a false ceiling. The structure incorporates a drip tray and condensate drain outlet.

Heat Exchanger

High efficiency 3 and 4 rows heat exchanger made with copper piping and aluminium fins blocked to piping by mechanical expansion provided with brass manifolds and air vent valve. The heat exchanger usually comes with water connections mounted on the left, but it can be turned by 180°C. High-efficiency heat exchangers optimized for district cooling applications are also available on request.

Electric Motor

Single-phase asynchronous multi-speed electric motor with permanently connected capacitor and thermal protector, mounted on vibration-damping supports.

Fan

Single-phase asynchronous multi-speed electric motor with permanently connected capacitor and thermal protector, mounted on vibration-damping supports.

Air Filter

Washable air filter made of acrylic fibre, filtration class G2. G3 or G4, applied on the air intake; may be pulled out from below the unit.

VFY MODEL DUCT UNITS ACCESSORIES

ACCESSORIES
Electromechanical control panels
Recess wall-mounted speed switch
Wall mounted speed selector
Thermostat for minimum water temperature in heating mode (42 °C)
Electronic microprocessor control panels with display
Finishing plate for LED 503 controller, RAL9005 black
Finishing plate for LED 503 controller, RAL7031 grey
Finishing plate for LED 503 controller, RAL9003 white
MY COMFORT controller spacer for wall mounting
2.8" touch screen user interface for EVO control
Circuit board for EVO control
User interface with display for EVO controller
Device for Wi-Fi or Bluetooth communication between EVOBOARD and smartphone
Recessed wall-mounted electronic display controller LED 503
MYCOMFORT BASE electronic controller with display
Microprocessor control with display MY COMFORT LARGE
MYCOMFORT MEDIUM electronic controller with display
Humidity sensor for MY COMFORT (medium e large), EVO
Water sensor for MYCOMFORT and EVO controllers
Electronic microprocessor control panels
Electronic controller for AC fan control and one ON/OFF 230 V valve
Electronic controller for AC fan control and two ON/OFF 230 V valves
Water temperature sensor for TED controls
Power interface and regulating louver controllers
Power interface for connecting in parallel up to 4 fun coil units to the one controller
Power interface and regulating louver controllers
Heating element with installation kit, relay box and safety devices
Air inlet and outlet grilles
Aluminium air intake grille, with frame
Aluminium air outlet grille with 2-row fins and subframe
Valves
2-way valves, ON/OFF or MODULATING actuator, 230 V or 24 V power supply, hydraulic kit, for main and additional heat exchanger
2-way valve, ON/OFF or MODULATING actuator, 230 V or 24 V power supply, hydraulic kit, for main heat exchanger
3-way valves, ON/OFF or MODULATING actuator, 230 V or 24 V power supply, hydraulic kit, for additional heat exchanger
2-way valves, ON/OFF or MODULATING actuator, 230 V or 24 V power supply, hydraulic kit, for main heat exchanger
2-way valves pressure independent. ON/OFF or MODULATING actuator, 230 V or 24 V power supply, hydraulic kit, for main heat exchanger
Plenum, air intake modules, air inlet and outlet connectors and cabinets
Air intake module with G3 air filter
Air intake module with G4 air filter
Air intake module with G4 air filter
Intake and delivery plenum, not insulated, with spigot Ø 200 mm
Intake and delivery plenum, not insulated, with spigot Ø 200 mm
Intake and delivery plenum, insulated, with spigot Ø 200 mm
90° uninsulated air inlet/outlet connector
90° uninsulated air inlet/outlet connector
Straight uninsulated air inlet/outlet connector
Straight insulated air inlet/outlet connector
Flexible ducts - caps
Not insulated flexible ducts, Ø 200 mm (6 m length indivisible)
Insulated flexible ducts, Ø 200 mm (6 m length indivisible)
Plastic cap Ø 200 mm
Air inlet and outlet plenum box
Air Inlet plenum box with double row grille
Air Inlet plenum box with double row grille 300 x 600 mm and filter G2
Insulated air outlet plenum box with grille
Accessories
Condensate drainage pump kit
Auxiliary water drip tray
Sanitisation system
Sanitizing module JONIX™ (ducted installation)
Sanitizing module JONIX™ (installation on plenum)

VFY MODEL DUCT UNITS RATED TECHNICAL DATA

Model VFY with AC motor			06			07			08			10		
Speed			min	med	max	min	med	max	min	med	max	min	med	max
Declared speed				2,5,7			1,5,7			1,5,7			1,6,7	
Rated airflow		m^3/h	109	246	276	171	275	341	171	275	341	195	360	402
Available static pressure		Pa	10	50	63	19	50	77	19	50	77	19	50	63
Power input		w	24	57	82	34	69	106	34	69	106	34	85	106
Total cooling capacity	(1)	kW	0.92	1.72	1.90	1.27	1.90	2.27	1.36	2.11	2.53	1.57	2.69	2.96
Sensible cooling capacity	(1)	kW	0.61	1.21	1.34	0.89	1.34	1.59	0.93	1.44	1.73	1.07	1.86	2.03
FCEER class								D						
Waterflow	(2)	1/h	160	306	340	222	339	408	239	374	453	274	476	527
Water pressure drop	(2)	kPa	2	5	6	3	6	8	4	8	12	3	7	9
Heating capacity	(3)	kW	0.88	1.81	1.99	1.33	1.98	2.35	1.40	2.20	2.68	1.59	2.80	3.10
FCCOP class								D						
Water flow	(3)	1/h	153	315	346	231	345	408	244	382	466	276	488	538
Water pressure drop	(3)	kPa	1	4	5	2	5	7	3	7	10	2	6	8
Standard coil - number of rows				3			3			4			4	
Total sound power level	(4)	dB(A)	28	49	52	39	48	54	39	48	54	39	50	54
Inlet + radiated sound power level	(4)	dB(A)	26	47	50	37	46	52	37	46	52	37	48	52
Outlet sound power level	(4)	dB(A)	25	46	49	36	45	51	36	45	51	36	47	51

Model VFY with AC motor			15			18			24		
Speed			min	med	max	min	med	max	min	med	max
Declared speed				1,6,7			1,6,7			5,6,7	
Rated airflow		m^3/h	333	687	760	333	687	760	1,050	1,163	1,289
Available static pressure		Pa	12	50	61	12	50	61	40	50	60
Power input		w	76	167	192	76	167	192	235	280	332
Total cooling capacity	(1)	kW	2.22	4.22	4.63	2.44	4.79	5.23	6.15	6.66	7.21
Sensible cooling capacity	(1)	kW	1.60	3.09	3.39	1.70	3.33	3.64	4.51	4.88	5.29
FCEER class							D				
Waterflow	(2)	1/h	394	753	828	432	850	930	1,095	1,191	1,295
Water pressure drop	(2)	kPa	2	7	8	3	10	12	13	16	18
Heating capacity	(3)	kW	2.54	4.76	5.17	2.63	5.03	5.49	6.68	7.22	7.80
FCCOP class							D				
Water flow	(3)	1/h	442	827	898	457	875	955	1,162	1,256	1,357
Water pressure drop	(3)	kPa	2	7	8	3	9	11	12	14	16
Standard coil - number of rows				3			4			3	
Total sound power level	(4)	dB(A)	38	55	58	38	55	58	61	63	69
Inlet + radiated sound power level	(4)	dB(A)	36	53	56	36	53	56	59	61	67
Outlet sound power level	(4)	dB(A)	35	53	55	35	52	55	58	60	66

(1) Water temperature 7 / 12°C, air temperature D.B. 27°C, W.B. 19°C (47% relative humidity) according to EN1397:2015
(2) Water temperature 7 / 12°C, air temperature D.B. 27°C, W.B. 19°C (47% relative humidity)
(3) Water temperature 45 / 40°C, air temperature 20°C
(4) Sound power measured according to standards ISO 3741 and ISO 3742
Power supply 230-1-50 (V-ph-Hz)

VFY MODEL DUCT UNITS DIMENSIONAL DRAWING

(Unit : mm)

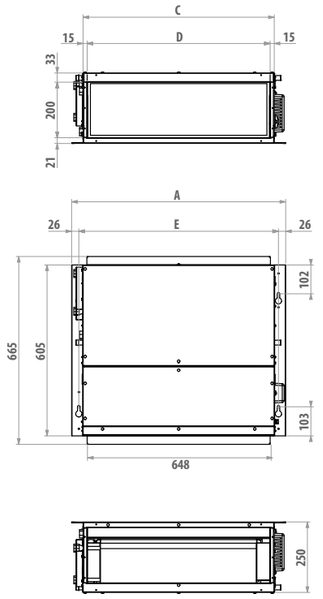

ITEM NO.	PART NAME
1	Water connections standard heat exchanger ø 1/2" female gas
2	Water connections additional heat exchanger ø 1/2" female gas
3	Condensate discharge

VFY	A	C	D	E	1	3	
Size	mm	mm	mm	mm	"	mm	kg
06	758	677	648	707	1/2	17	24
07 - 08	758	677	648	707	1/2	17	25
10	968	887	858	917	1/2	17	33

(Unit: mm)

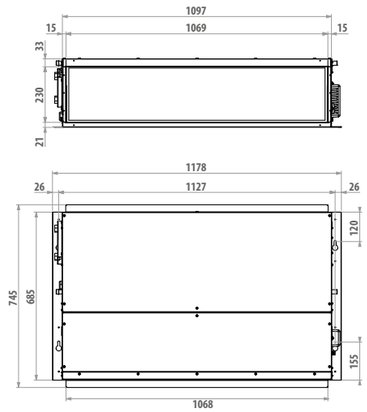

ITEM NO.	PART NAME
1	Water connections standard heat exchanger ø 3/4" female gas
2	Water connections additional heat exchanger ø 1/2" female gas
3	Condensate discharge

VFY	A	C		3
Size	"	"	mm	mm
15 - 18	3/4	1/2	45	17
24	3/4	1/2	51	17

VFZ MODEL HIGH-HEAD DUCT UNITS

Flexible installation profiles to accommodate your every need

The VFZ range of thermal ventilating units has been developed for air conditioning rooms where the use of ducted hydronic indoor units capable of assuring available heads of up to 180 Pa and cooling capacities of 3 to 23 kW is required. The units are characterised by a high flexibility of installation, as they can in fact be positioned either vertically or horizontally and the orientation of the air intake in the rear or front part of the unit itself can be modified by simply moving the inspection panel. All units have a standard configuration for the intake of fresh air and slots for rapidly fixing them to the wall or ceiling.



Their reduced height (280 mm for size 24 and 350 mm for larger sizes) enables them to be accommodated in normal false ceiling and the availability of a wide range of plumbing and ventilation accessories makes it easy to integrate them into air conditioning systems. The units are available in standard and high-efficiency models, depending on the finned block exchanger used, so that they can be better adapted to the needs of the room to be air-conditioned.



VFZ MODEL MAIN COMPONENTS

Structure

Made of galvanized sheet steel insulated with sound-deadening, heat-insulating, self-extinguishing closed-cell material to reduce noise emissions and prevent the formation of condensation the outside surface.

Condensation Collection & Drainage System

It consists of two insulated galvanized sheet steel trays designed for horizontal and vertical installation.

Heat Exchanger

It is composed of copper tubing and aluminium fins fixed by expansion. The water connections are reversible. An additional exchanger is available for installing the unit in 4-pipe systems.

Electric Motor

Three-speed electrical motor, mounted on vibration damping couplings, directly connected to the fans, with permanently activated capacitor and winding thermal protection.

Fan

The aluminium fans are of the centrifugal type, with double suction and staggered blades to reduce noise emissions. They are statically and dynamically balanced to minimize the stresses transmitted to the motor shaft.

Filter Module

The air filter, made of regenerable acrylic fibre, is available as an accessory in filtration classes G2 or G4.

VFZ MODEL ACCESSORIES

ACCESSORIES
Electromechanical control panels
Recess wall-mounted speed switch
Circuit board for connection of UTN 30-30A-40-40A to control panels.
Electromechanical room thermostat with summer/winter selection
Thermostat for minimum water temperature in heating mode (42 °C)
Wall mounted control with speed selector, thermostat and summer-winter selector
Wall mounted control with speed selector and thermostat
Electronic microprocessor control panels with display
Finishing plate for LED 503 controller, RAL9005 black
Finishing plate for LED 503 controller, RAL7031 grey
Finishing plate for LED 503 controller, RAL9003 white
MY COMFORT controller spacer for wall mounting
2.8" touch screen user interface for EVO control
Circuit board for EVO control
User interface with display for EVO controller
Device for Wi-Fi or Bluetooth communication between EVOBOARD and smartphone
Recessed wall-mounted electronic display controller LED 503
MYCOMFORT BASE electronic controller with display
Microprocessor control with display MY COMFORT LARGE
MYCOMFORT MEDIUM electronic controller with display
Humidity sensor for MY COMFORT (medium e large), EVO
Water sensor for MYCOMFORT and EVO controllers
Electronic microprocessor control panels
Electronic controller for AC fan control and one ON/OFF 230 V valve
Electronic controller for AC fan control and two ON/OFF 230 V valves
Water temperature sensor for TED controls
Power interface and regulating louver controllers
Recess mounted controller for opening and closing the SM motor-driven regulating louver
Power interface for connecting in parallel up to 4 fun coil units to the one controller
Auxiliary water drip trays, insulating shell, condensate drainage pump
Condensate drainage pump kit
Electrical heating elements
Heating element with installation kit, relay box and safety devices
Air inlet and outlet grilles
Aluminium air intake grille, with frame
Aluminium air outlet grille with 2-row fins and subframe
Air intake grille with subframe
Air intake grille with subframe and filter
External air intake louvers
Motor-driven external air intake louver
Valves
2-way valves, ON/OFF or MODULATING actuator, 230 V or 24 V power supply, hydraulic kit, for main and additional heat exchanger
2-way valve, ON/OFF or MODULATING actuator, 230 V or 24 V power supply, hydraulic kit, for main heat exchanger
3-way valves, ON/OFF or MODULATING actuator, 230 V or 24 V power supply, hydraulic kit, for additional heat exchanger
2-way valves, ON/OFF or MODULATING actuator, 230 V or 24 V power supply, hydraulic kit, for main heat exchanger
2-way valves pressure independent, ON/OFF or MODULATING actuator, 230 V or 24 V power supply, hydraulic kit, for main heat exchanger
Plenum, air intake modules, air inlet and outlet connectors and cabinets
90° connection for intake/delivery
Air intake module with G2 air filter
Air intake module with G4 air filter
Junction panel with rectangular duct
Junction panel with flexible circular duct Ø 200
Flexible ducts - caps
Not insulated flexible ducts, Ø 200 mm (6m length indivisible)
Insulated flexible ducts, Ø 200 mm (6m length indivisible)
Plastic cap Ø 200 mm
Air inlet and outlet plenum box
Air Inlet plenum box with double row grille
Air Inlet plenum box with double row grille 300 x 600 mm and filter G2
Insulated air outlet plenum box with grille
Accessories
Hot water post-heating exchanger kit
Auxiliary water drip tray for horizontal installation units
Auxiliary water drip tray for vertical installation units
Sanitisation system
Sanitizing module JONIX™ (ducted installation)
Sanitizing module JONIX™ (installation on plenum)

VFZ MODEL RATED TECHNICAL DATA

Model VFZ with AC motor		24			40			54			76		
Fan speed		min	med	max	min	med	max	min	med	max	min	med	max
Air flow	m^3/h	1,208	1,384	1,609	1,485	1,898	2,380	2,092	2,641	3,206	3,067	3,622	4,287
Available static pressure	Pa	38	50	67	30	50	78	31	50	74	36	50	71
Power input	W	290	380	505	370	535	750	870	1,090	1,300	650	820	1,150
Total cooling capacity (1)	kW	6.32	7.01	7.83	8.79	10.7	12.6	12.5	14.9	17.2	18.0	20.4	23.2
Sensible cooling capacity (1)	kW	5.14	5.77	6.55	6.73	8.28	9.98	9.48	11.5	13.5	14.0	16.1	18.6
Water flow(1)	l/h	1,085	1,202	1,344	1,509	1,827	2,163	2,145	2,561	2,953	3,082	3,505	3,979
Water pressure drop (1)	kPa	17	20	24	15	21	29	21	29	37	16	20	25
Heating capacity (2)	kW	7.74	8.52	9.46	10.8	13.0	15.3	15.2	18.1	20.8	22.4	25.4	28.7
Water pressure drop (2)	kPa	13	16	20	12	17	23	17	23	30	16	20	25
Additional coil heating capacity DF (3)	kW	8.01	8.53	9.13	12.3	14.4	16.4	16.9	19.5	21.9	21.9	24.3	27.1
Water flow (3)	l/h	703	749	801	1,080	1,260	1,441	1,481	1,711	1,925	1,918	2,132	2,379
Water pressure drop (3)	kPa	10	11	13	8	10	13	11	14	17	12	15	18
Standard coil - number of rows	n°		3			3			4			5	
Additional coil DF - number of rows	n°		1			2			2			2	
Total sound power level (4)	dB(A)	62	67	72	60	67	74	69	73	78	70	74	79
Inlet + radiated sound power level (4)	dB(A)	60	64	70	58	65	72	67	71	76	68	72	77
Outlet sound power level (4)	dB(A)	58	63	69	57	64	71	66	70	75	67	71	76

(1) Water temperature 7 / 12°C, air temperature D.B. 27°C, W.B. 19°C (47% relative humidity)
(2) Inlet water temperature 50°C, water flow rate same as in cooling mode, air temperature 20°C
(3) Water temperature 70 / 60°C, air temperature 20°C
(4) Sound power measured according to standards ISO 3741 and ISO 3742
Power supply 230-1-50 (V-ph-Hz)

VFZ MODEL DUCT UNITS DIMENSIONAL DRAWING

(Unit : mm)

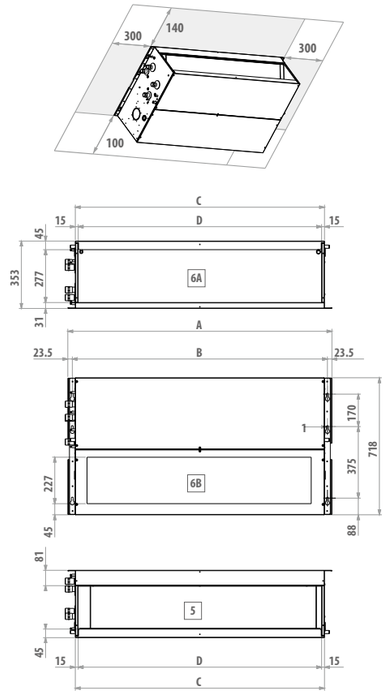

ITEM NO.	PART NAME
1	No. 6 quick-coupling slots
2	Condensate drainage horizontal installation
3	Condensate drainage vertical installation
4	Water connections on the right
4DF	Water connections additional heat exchanger
5	Air outlet
6	Air intake
6-A	supply condition
6-B	modifiable during installation
7	Circular pre-cut slot (Ø 100 mm) for intake of external air

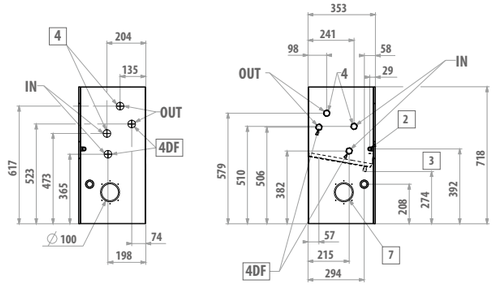

VFZ	A	B	C	D	4	4DF	2	3	
Size	mm	mm	mm	mm	"	"	mm	mm	kg
24	1,174	1,127	1,096	1,066	3/4	3/4	17	17	49

(Unit : mm)

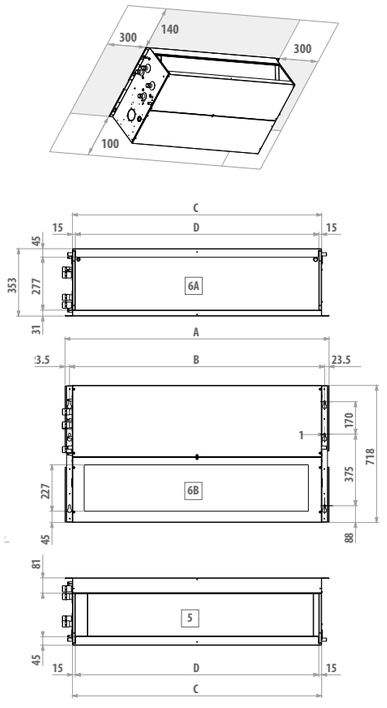

ITEM NO.	PART NAME
1	No. 6 quick-coupling slots
2	Condensate drainage horizontal installation
3	Condensate drainage vertical installation
4	Water connections on the right
4DF	Water connections additional heat exchanger
5	Air outlet
6	Air intake
6-A	supply condition
6-B	modifiable during installation
7	Circular pre-cut slot (Ø 100 mm) for intake of external air

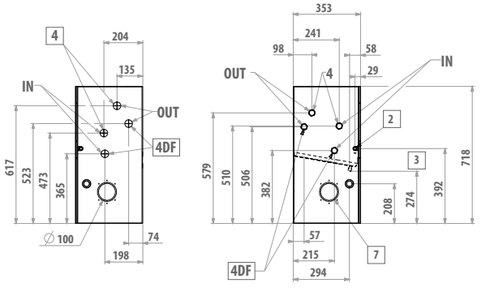

VFZ	A	B	C	D	2	3	4	4DF
Size	mm	mm	mm	mm	mm	mm	"	"
40	1,174	1,127	1,096	1,066	17	17	1	1
54	1,384	1,337	1,306	1,276	17	17	1	1
76	1,594	1,547	1,516	1,486	17	17	1	1

4 Way Cassette

With flexible design and convenience in mind, the 4 Way cassette comprises a comprehensive combination of technologically advanced functions to provide maximum comfort in any space.



Stylish Design Panel (U-style 4 Way cassette)

New 4 Way cassette panel adapted a unibody shape and fits into the ceiling cell size.

Compact Size

Panel size is fit into the ceiling tile.



Interior Fit



Lineless Surface



Detachable Corner



※ U-Style panel corresponds to the PT-QAGW0 panel for WF4A018 / 027 / 032 / 041CG0A models.

High Ceiling Mode

Airflow in a space with a 4.2m ceiling height is possible with this indoor unit. Furthermore, air flow can be strengthened by adjusting the fan speed.

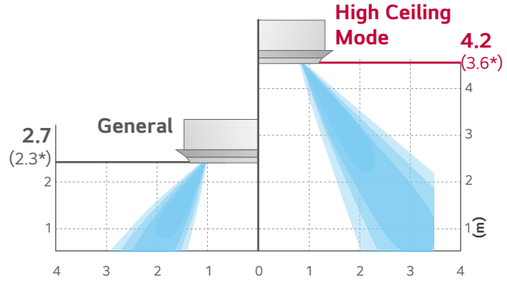

Convenient Panel Installation

The detachable corner design makes it easy to adjust the hanger during installation and helps to easily check leakages in the drain connection pipe. Moreover, button type holder design makes it is easy to install the panel to the body.

Detachable Corner Design

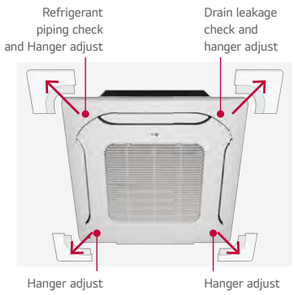

Drain Leakage Check

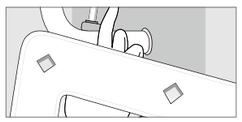

Hanger Adjust

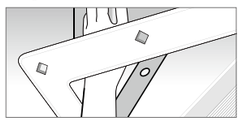

One Push Panel



※ The detachable corner design is only applicable to the U-Style panel.